

GYPSUMMETRICS

Monthly Metrics Report
September - 2023

Test Company

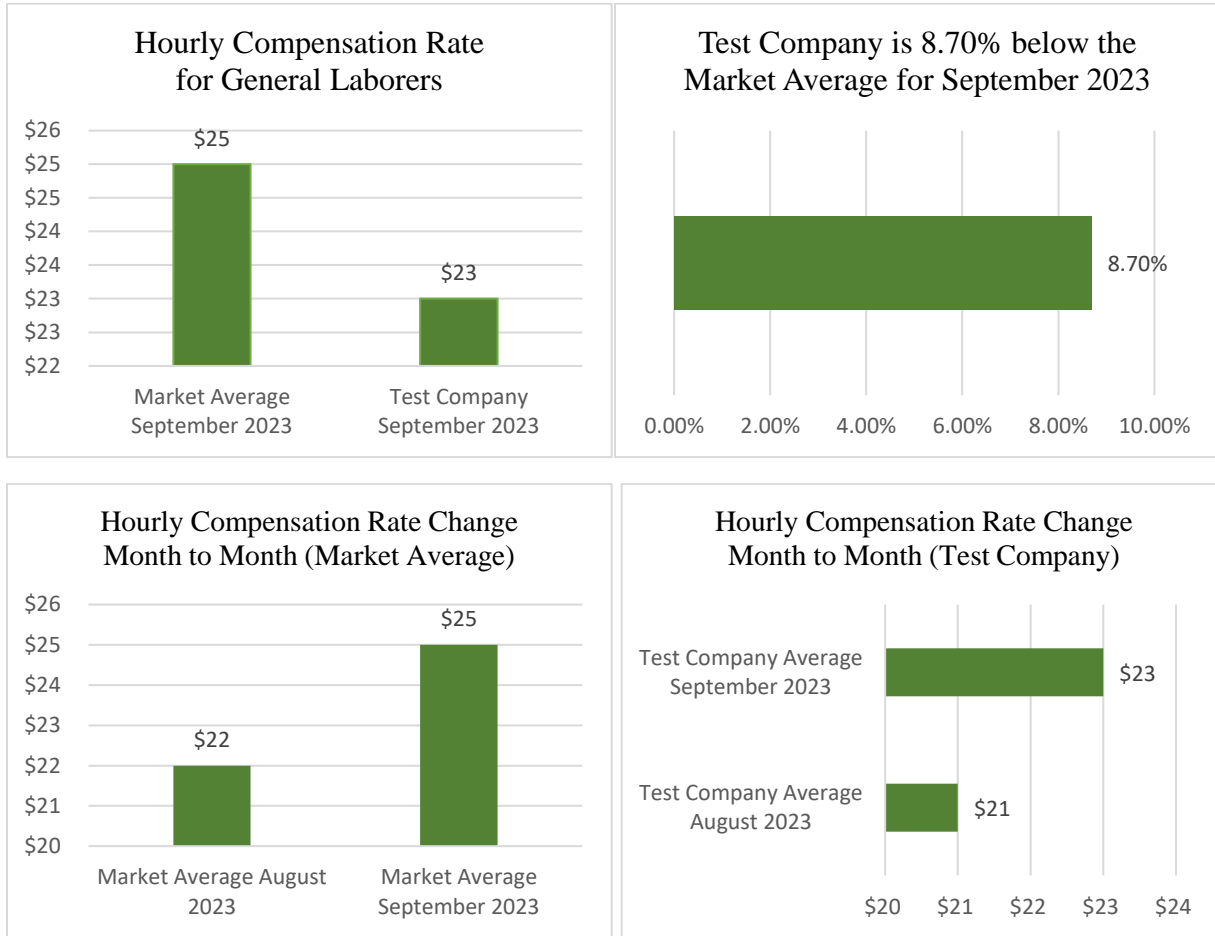
Market - Calgary

Monthly Metrics Questions

1. What is the hourly compensation rate for a general laborer in your organization?	3
Data Visualization	3
Data Analysis	3
2. What is the hourly compensation rate for service work in your organization?	4
Data Visualization	4
Data Analysis	4
3. What is the hourly compensation rate for a Site Supervisor in your organization?	5
Data Visualization	5
Data Analysis	5
4. In relation to employee compensation, what is your current Living Out Allowance (LOA) per-day per-employee/subcontractor excluding accommodations?	6
Data Visualization	6
Data Analysis	6
5. What are you paying as a percentage of sales for materials specific to commercial work?	7
Data Visualization	7
Data Analysis	7

1. What is the hourly compensation rate for a general laborer in your organization?

Data Visualization



Data Analysis

Market Average September 2023 – 25\$ per hour to compensate a general laborer.

Market Average August 2023 – 22\$ per hour to compensate a general laborer.

This demonstrates a \$3 increase from the previous month or a 13.64% increase.

Test Company September 2023 - \$23 per hour to compensate a general laborer.

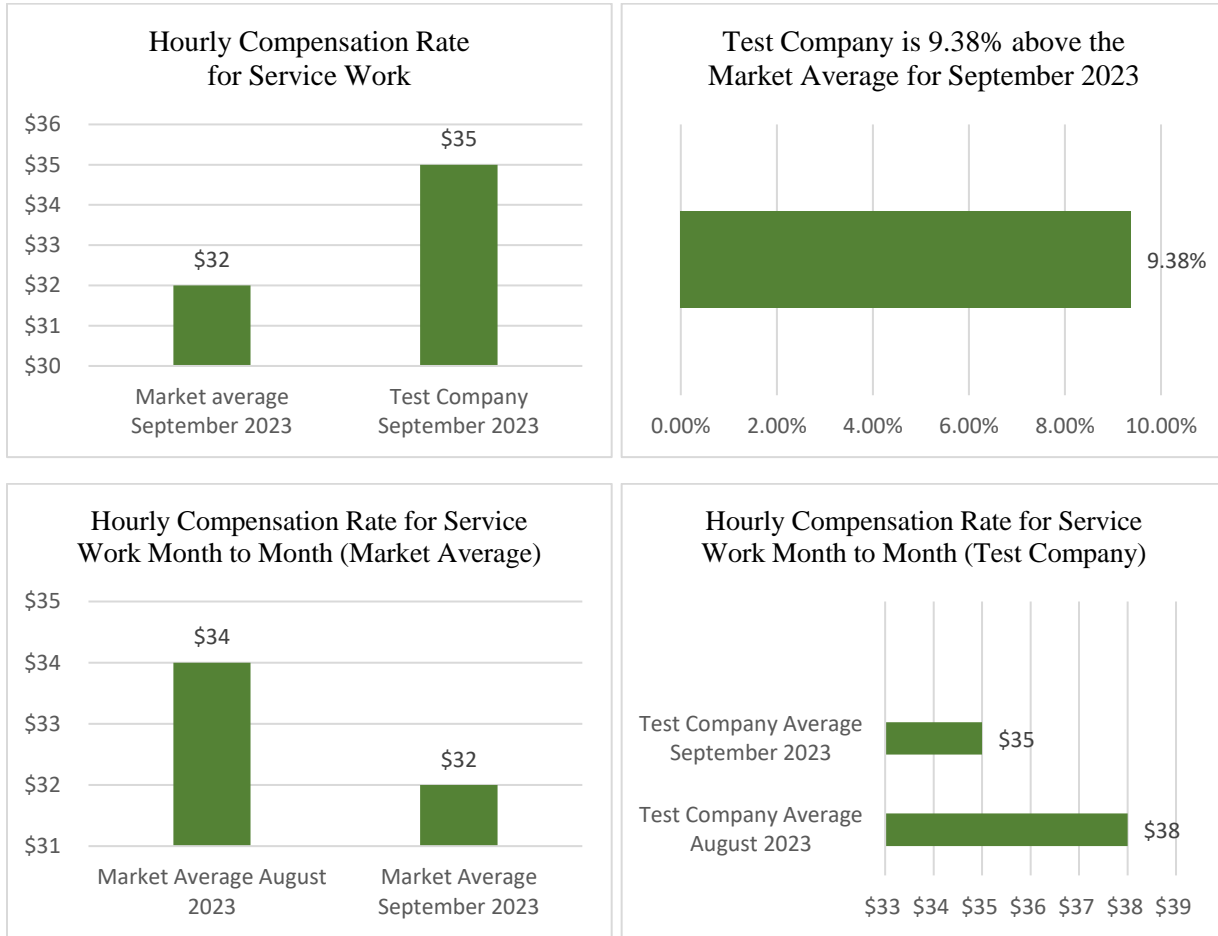
Test Company August 2023 - \$21 per hour to compensate a general laborer.

This demonstrates a \$2 increase from the previous month or a 9.52% increase.

In the context of hourly compensation rates for general laborers, Test Company sat below the market average by 8.70% in September 2023.

2. What is the hourly compensation rate for service work in your organization?

Data Visualization



Data Analysis

Market Average September 2023 - \$32 per hour to compensate for service work.

Market Average August 2023 - \$34 per hour to compensate for service work.

This demonstrates a \$2 decrease from the previous month or a 6.25% decrease.

Test Company September 2023 - \$35 per hour to compensate for service work.

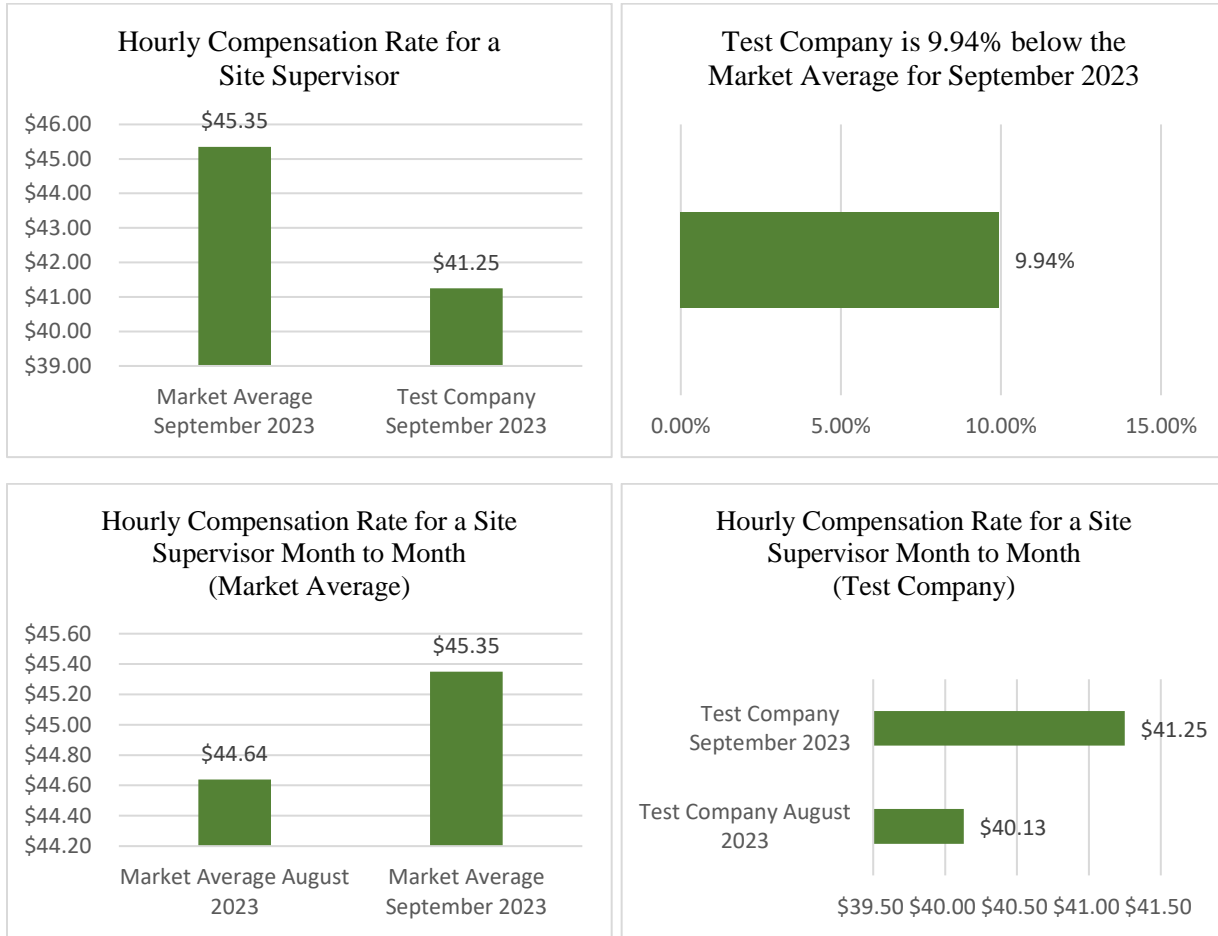
Test Company August 2023 - \$38 per hour to compensate for service work.

This demonstrates a \$3 decrease from the previous month or an 8.57% decrease.

In the context of hourly compensation rates for service work, Test Company sat above the market average by 9.38% in September 2023.

3. What is the hourly compensation rate for a Site Supervisor in your organization?

Data Visualization



Data Analysis

Market Average September 2023 - \$45.35 per hour to compensate a site supervisor.

Market Average August 2023 - \$44.64 per hour to compensate a site supervisor.

This demonstrates a \$0.71 increase from the previous month or a 1.59% increase.

Test Company September 2023 - \$41.25 per hour to compensate a site supervisor.

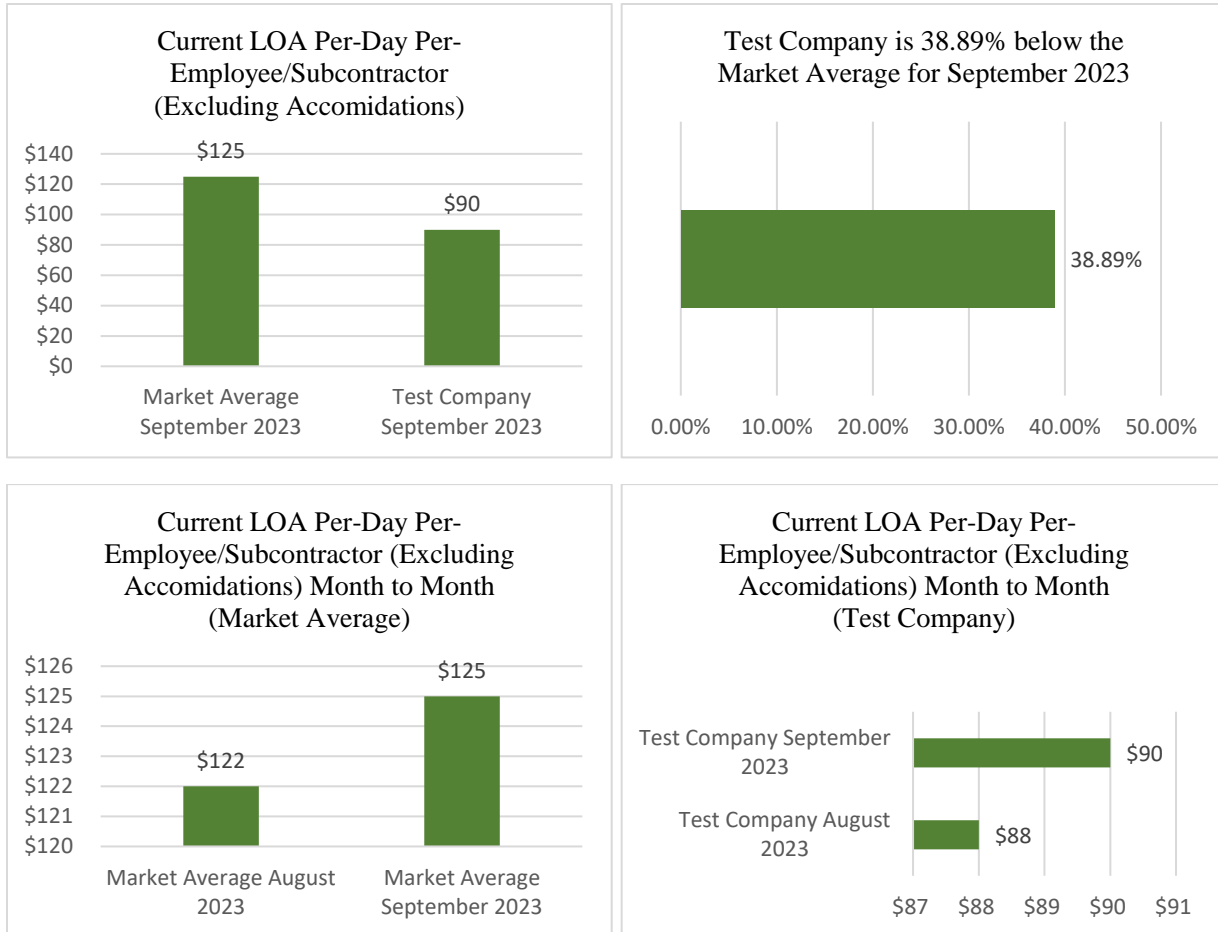
Test company August 2023 - \$40.13 per hour to compensate a site supervisor.

This demonstrates a \$1.12 increase from the previous month or a 2.79% increase.

In the context of hourly compensation rates for service work, Test Company sat below the market average by 9.94% in September 2023.

4. In relation to employee compensation, what is your current Living Out Allowance (LOA) per-day per-employee/subcontractor excluding accommodations?

Data Visualization



Data Analysis

Market Average September 2023 - \$125 per-day allocated to LOA for employees/subcontractors.

Market Average August 2023 - \$122 per-day allocated to LOA for employees/subcontractors.

This demonstrates a \$3 increase from the previous month or a 2.46% increase.

Test Company September 2023 - \$90 per-day allocated to LOA for employees/subcontractors.

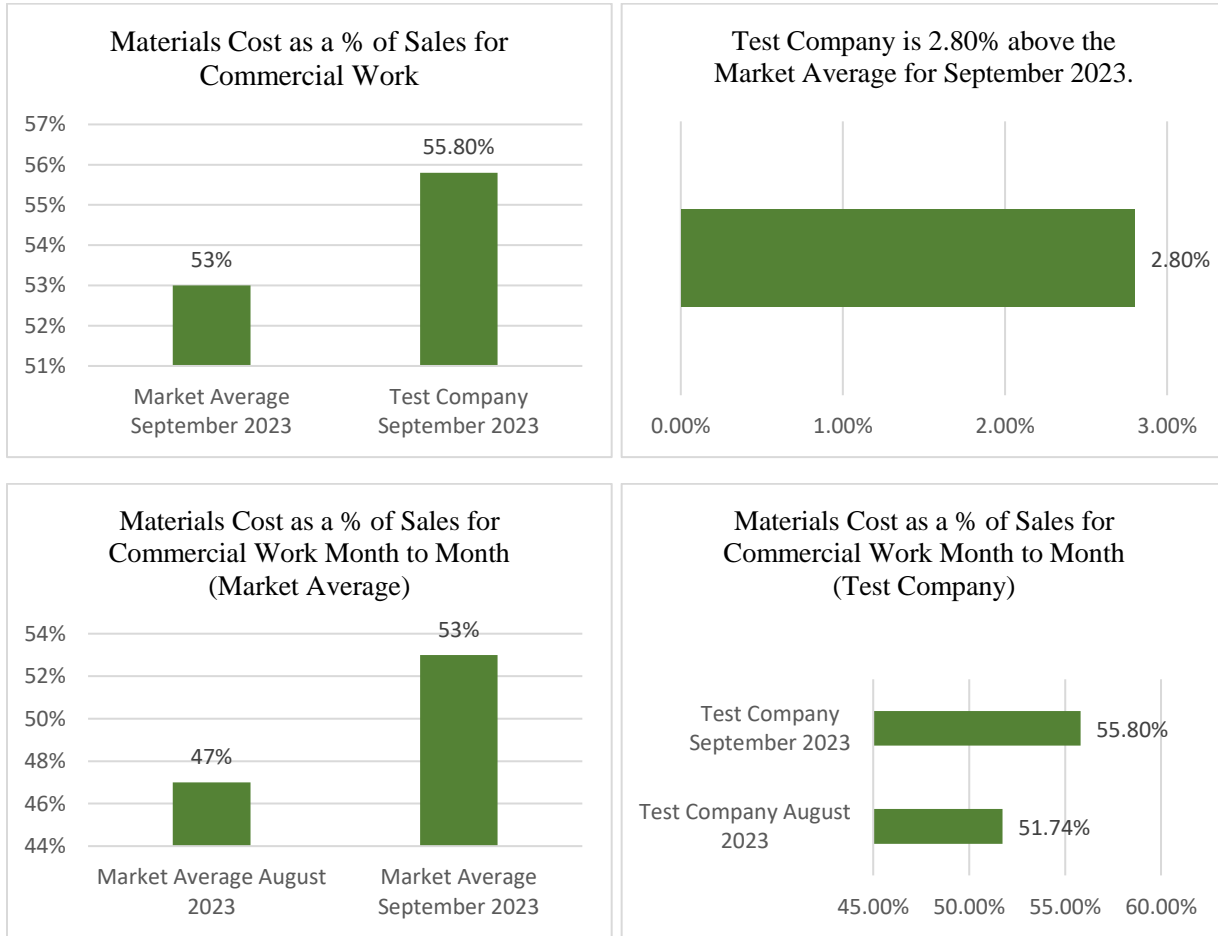
Test Company August 2023 - \$88 per-day allocated to LOA for employees/subcontractors.

This demonstrated a \$2 increase from the previous month or a 2.27% increase.

In the context of LOA allocation per-day per-employee/subcontractor excluding accommodations, Test Company sat below the market average by 38.89% in September 2023.

5. What are you paying as a percentage of sales for materials specific to commercial work?

Data Visualization



Data Analysis

Market Average September 2023 – 53% of total sales spent on material costs towards commercial work.
 Market Average August 2023 – 47% of total sales spent on materials costs towards commercial work.
 This demonstrates a 6% increase from the previous month.

Test Company September 2023 – 55.80% of total sales spent on material costs towards commercial work.
 Test Company August 2023 – 51.74% of total sales spent on material costs towards commercial work.
 This demonstrates a 4.06% increase from the previous month.

In the context of what a company is paying as a percentage of sales towards materials for commercial work, Test Company sat above the market average by 2.80% in September 2023.