

NAME:

# Cambridge OCR

## Sport Studies

### Contemporary Issues

## Student Workbook



---

*Group Discussion – For these tasks, you are able to discuss your ideas with a partner*

---



---

*Quiet Learning – for these tasks you can only use the resources around you to help.*

---



---

*Tech Zone – For tasks with this symbol, you may research on iPads.*

---

User groups: Gender – pg 3



User groups: Age – pg 5



User groups: Socio-Economic Background – pg 6



Reason exam question – pg 8



Influences on participation – pg 9



Participation: Gender – pg 10



Gender exam question – pg 11



Commercialisation – pg 12




Commercialisation exam question – pg 15



Participation: Age & Ethnicity – pg 16



Participation: Disability – pg 17




Influences: Socio-Economic – pg 18



Extension Questions – pg 19



# User groups in Sport



Sport is played and enjoyed by people of all ages, genders, cultural backgrounds and abilities. You need to know how participants can be placed into different categories called **“USER GROUPS”** and that each have potential barriers to participation.

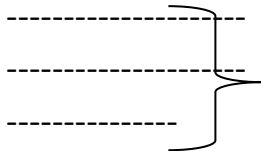
## Gender

Stereotypically male sports (list 3):

Stereotypically female sports (list 3):

Are any of the sports above now “breaking the mould” of who plays them?

-----  
-----  
-----



Study by UK SPORT, 2015 showing percentage of men and women that regularly take part in sport

51% Men

36% Women

**Question:** Why do you think the figures may show a difference between men and women?

-----  
-----  
-----  
-----  
-----

Hints:





**Age**

Different age groups to consider for their participation in sport. For each age group, can you identify how each bullet point can either help or hinder participation in sport:

***1. Children and Teenagers***

Age restrictions on sports – \_\_\_\_\_  
\_\_\_\_\_  
\_\_\_\_\_



Cost of subscriptions – \_\_\_\_\_  
\_\_\_\_\_  
\_\_\_\_\_



Transport - \_\_\_\_\_  
\_\_\_\_\_  
\_\_\_\_\_

***2. People in their 20's-50's***

Work commitments - \_\_\_\_\_  
\_\_\_\_\_  
\_\_\_\_\_



Family - \_\_\_\_\_  
\_\_\_\_\_  
\_\_\_\_\_

***3. Retired***


Stereotyped? - \_\_\_\_\_  
\_\_\_\_\_  
\_\_\_\_\_



More free time - \_\_\_\_\_

\_\_\_\_\_

\_\_\_\_\_



**Socio-economic Background**

Definition of Socio-economic background (in a way that YOU understand it):

\_\_\_\_\_

\_\_\_\_\_

\_\_\_\_\_

Some activities cost a lot of money to do, for example:

- 
- 
- 



They cost a lot of money because \_\_\_\_\_

**Socio-economic groups:** People are split within society according to their job/profession/status.

Use the socio-economic groups differ in the sports they participate in and also any potential barriers

*Unemployed* - \_\_\_\_\_

\_\_\_\_\_

\_\_\_\_\_

*Working Class* - \_\_\_\_\_

\_\_\_\_\_

\_\_\_\_\_





Linking gender and religion to culture and sports participation, can you identify any barriers that could lead to the results shown above? Use the internet to find information that will support your answer.

-----

-----

-----

-----

-----



### **Disability**

Using the website below, download the report and research the participation levels for people with disabilities in the UK for 2016-17.

<https://www.sportengland.org/research/active-lives-survey/>

#### **DOWNLOAD PREVIOUS REPORTS**

• [Active Lives Adult Survey Report - November 16/17](#) ↗

What percentage of people with a disability only state to have one impairment? \_\_\_\_\_

What percentage of people with a disability only state to have two impairments? \_\_\_\_\_

What percentage of people with a disability only state to have three or more impairments? \_\_\_\_\_

Use the Active Lives Survey data to complete the table below;

Disability	% of Active participants
No impairment	
1 impairment	
2 impairments	
3 or more impairments	



How has disability sport changed over the past 10 years?





