

Alena Pull-to-Start Drapery Track



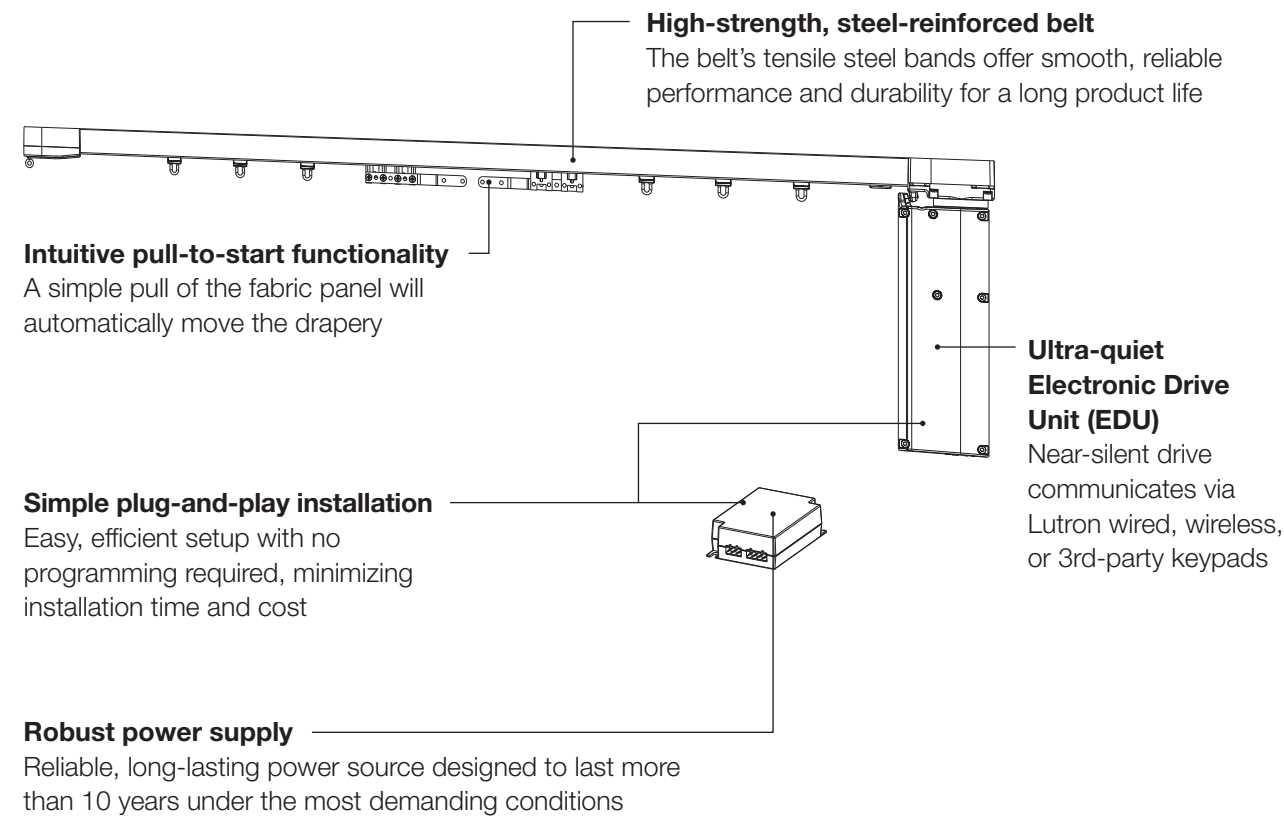
Putting control in your guests' hands

Elegant, silent, smooth operation — available as a standalone solution or seamlessly integrated with Lutron lighting and guestroom control systems.




Overview


Lutron's Alena Pull-to-Start Drapery Track is designed with guests in mind — whether for hospitality, commercial, or residential applications. Guests can press a button or gently tug on the fabric to open or close the system. A keypad will also allow the drapery to stop midway to provide the desired amount of daylight or darkness.

The drapery track installs easily as a plug-and-play solution, with no programming necessary prior to use. Alena drapery tracks provide Lutron's distinctive smooth performance and utilize Lutron's ultra-quiet, low-voltage drive.




System Features

	Alena	Alena QS (Wired)	Alena QS Wireless
System Integration	Standalone drapery solution, perfect for guestrooms and multi-dwelling units (MDUs)	myRoom plus Quantum Homeworks QS	myRoom prime Homeworks QS RadioRA 2 RA2 Select
Communication	Contact closure	QS wired communication	QS wireless with ultra-reliable Clear Connect technology
Controls	3rd-party contact closure keypads	 Palladiom  seeTouch	 Pico wireless
Power Supply	35V Individual Plug-in		
Styles	Ripplefold Pinchpleat		
Manual Override	Pull-to-start		
Power	24 -36V DC		
Track Colors	White Bronze Silver		
Maximum Track Length:	216" (5.49 m)		
Minimum Track Length:	24" (0.6 m)		
System Capacity	Ripplefold: 45 lbs Pinchpleat: 80 lbs		
Mounting Brackets	Ceiling Recess		
Configurations	Left Draw Center Draw Right Draw		



Drapery Fabric Panels

With Lutron, you have the freedom to work with the drapery work room of your choice to construct the fabric panels you envision. In order to help achieve the desired soft fabric aesthetic, the Alena drapery track is offered in the two main styles in the industry — ripplefold and pinchpleat — with multiple options for fullness.



Ripplefold
(120% fullness)




Pinchpleat
(2.5x fullness)

Ripplefold Style

Fullness determined by the string length between auxiliary carriers and the total width of the fabric panel.


80% Fullness

Panel width = system width + 80%




100% Fullness

Panel width = system width + 100%



120% Fullness

Panel width = system width + 120%



Pinchpleat Style

Pinchpleat drapery panels are offered at 3 fullness ratings:

- **3x:** panel width = system width x 3 (sheer fabrics only)
- **2.5x:** panel width = system width x 2.5
- **2x:** panel width = system width x 2

lutron.com/alena

World Headquarters 1.610.282.3800
Technical Support 1.800.523.9466
Customer Service/Quotes 1.800.446.1503
Email: commercialshadecs@lutron.com



© 11/2018 Lutron Electronics Co., Inc. | P/N 367-2560 REV C