

Artwork of the Month – June
Patricia Book – Spring in the Desert



Spring in the Desert
Acrylic
16 x 20

I began painting as a Porcelain Artist and started painting in acrylics a few years ago. I paint primarily from photographs that I or my husband takes. This particular picture is of Four Peaks and was taken many years ago when California Poppies were in full bloom.

(Continued on Page 4)

Upcoming Shows!

Vets at Holland in November 2020

Holland for MAL February 2021

August 2020

A WORD FROM THE
PRESIDENT



I hope this finds all of you safe and well.

It appears that this shut down will be going on another month. I certainly miss seeing you. Even the zoomba music would sound good about now.

We have been holding meetings via ZOOM (see Vivian's information) and having our artwork of the month via the website. I would like to invite all of you to join us for our August 11th meeting. We hope to have the new president of the Arizona Art Alliance speak. If you have any suggestions on what we can do to help you through the time of Covid 19, please send me a note: loralee.mal@cox.net.

And don't forget to check out our FACEBOOK group Mesa Art League AZ. Our website also has up to date information.

Hope to see you soon -even if it is on the computer

Stay safe, stay well, and keep on creating.

Loralee

In this issue:

A Word from the President - pg. 1

Patricia Book, Art Winner for June – pgs. 1 & 5

Upcoming Shows – pg. 2

Member Spotlight – pgs. 3 - 4

Vet Classes for Aug/Sept - pg. 5

Member Scholarship Winner Demo pg. 5

July Artwork of the Month pgs. 6-7

Vote for Artwork & Submit for August– pg. 7

NEW! Zoom Meeting Information – pg. 7-8

Members Blog, Websites – pg. 9

Member's Online Shop! – pg. 9

Our Partners in Art – pg. 10

MESA ART LEAGUE EVENTS, ACTIVITIES, VETERAN CLASSES AND DISPLAY SCHEDULES ARE ONLINE DUE TO THE COVID 19 VIRUS

BOARD MEMBERS

President

Loralee Stickel-Harris

Vice President

James Corrigan

Treasurer

Linda Jones

Secretary

Brenda Jackson

Email any officer or venue director at malsainfo@gmail.com & include their name in the subject line.

DIRECTORS

Hospitality

Kathleen Cochran

Artwork of the Month

Elizabeth Scriba

Demo Programs ??

NEEDED!

Membership

Sharon Corrigan

Newsletter

Pat Book

Publicity

NEEDED!

Historian

Suzanne Leslie

Art Shows NEEDED!!

Arizona Art Alliance Rep

Sheryl Stradling

Members Scholarship

Linda Allen

Festival of the Arts

John Brewer

Ad Representative

Diane Lenay Black

MEMBERSHIP SCHOLARSHIP - Scholarships are available to MAL members for attending a special workshop or class. You can apply for up to a \$250 scholarship to help with the tuitions. Due dates to apply for 2020 are: Feb 29, May 31, Aug 31, Nov 30. See application at:

www.mesaartleague.com/_pdf/Membership/MAL-Membership-Scholarship-Contest.pdf

Mariposa Point Assisted Living of Mesa

John Brewer, 602-574-7576 Director

Canyon Winds

Vivian Stearns-Kohler, Director

Mesa Senior Center

Wilma Dilley, Director

Adalante Healthcare

Elizabeth Scriba

Wilma Dilley in June & July



Upcoming Shows!

Vets at Holland in November 2020

Holland -- February 2021

VOLUNTEER TO HELP MAKE THIS ONE OF OUR BEST SHOWS

If you are interested in helping out, send Loralee a note.

We will also have a special Veteran Art exhibit in hallway that month.

Join us on Zoom for the Monthly Meeting on August 11th – Send a note to mesaartonline@gmail.com

with August Zoom Meeting in the heading of your email – You will be asked to download Zoom and given a password to enter.

The meeting will begin at 6 pm.



Member Spotlight


Welcome our Featured Member for August, 2020

Jane Bradley, Wonderful Artist!

“Since I first picked up a paint brush at fourteen years old, I have reveled in color. Simple line drawings of people and horses now took on shades of meaning and emotion. Second only to color is my love of rendering the human form. There is a whole world to be discovered in a face, in a gesture, the subtle turn of a hand. This is my frontier, something for which I never get tired of exploring. My enthusiasm spills over into my teaching and I try to bring people along on this adventure.”



“I received my MFA at the University of Utah in painting and computer animation in 1991. The twelve years that followed were devoted to my work as a computer animator and eventually as an Art Director for major console and computer game companies. In those twelve years I spent a great deal of time not only with 3d computer building and animating, but also in becoming an expert in texture mapping - using photoshop and graphic design. During that time, I occasionally had done portraits, but for the most part my painting had been set aside for my career. In 2004, I decided to return to painting full time and to teaching both at the community colleges and privately.”



Spotlight of the Month, Jane Bradley Continued

“Since 2004 I have done numerous shows, and hung in galleries. I sold work at the CM Russel Auction, the Scottsdale Salon of Art and the Phippen Museum Western Art Show and Sale for which I won the 2006 Best of Show for my painting "Red Shoes". I have chosen in the last few years to do fewer shows and instead concentrate on commissions and portraiture. In 2017 I was awarded Best of Show for my painting "Professor of Hip-Hop" in the yearly Portrait Artist of Arizona competition. The next two years I won Best of Show in the Gilbert Art League. I have been selected to participate in several national shows with the Women Artists of the West and American Women Artists and have won first place on two online shows with the Women Artists of the West. I am an Associate member with Distinction of the American Women Artists, a member of the Oil Painters of America, the Portrait Society of America, the Portrait Artists of Arizona and the Women Artists of the West.”



Patricia Book, Artist of the Month for June

I added the large agave plant since I had taken a photo of one on the way to Globe. There are not any agaves in the original picture or in that part of the desert! Acrylics present challenges that I don't find with porcelain – they dry so quickly that the skies are most difficult for me. I have painted cats in acrylics and scenes are much more challenging – especially the mid-ground. I am not as happy with the flowers in this picture because they are so much easier to paint on porcelain where I can wipe them off and start over! But I was happy with the way this picture turned out. Many of my photos are taken when my husband and I go rock crawling. I have so many pictures I want to paint and so much to paint and so little time to complete all the projects I begin! Painting takes you outside of yourself and the finished piece gives pleasure – I am my own worst critic and can always see things that are not perfect. I love painting so it is great to be able to continue with new challenges.

Thanks to Pat Book who demonstrated Lusters and Water Lilies on Zoom after winning the scholarship for her porcelain class. I hope you enjoyed the different porcelain techniques used in my class!



Dragonfly on lily pad
With dark blue background
of luster



VET CLASSES!

August 11 – Watercolor Postcards
Linda Jones




August 25 – Air Dried Clay Awl
Linda Jones



September 8 – Copper

Loralee Stickel-Harris



September 22nd – Paper Mache
Lawrence Moody




Please check out the website and Facebook for the details.

If you are interested in participating, send a note to mesaartonline@gmail.com with Veteran's class in the subject line.



Water Lilies with Luster Background

July Artwork of the Month



You will be sending your vote to MesaArtExec@gmail.com,
Please put in the subject line:
For Website Art Challenge;
Include the number of the art piece
in the body of the email when
you vote and please vote
for only one piece.

Artwork of the Month online!

MesaArtLeague.com

The pieces that are now on the website are the ones for the month of July...

Voting will start on August 1st.

Please send your vote to

MesaArtOnline@gmail.com,

One vote per member!

Votes will be counted after August 10th
at 12 pm

& results revealed

August 11th at the monthly meeting!

**When you vote please put
in the subject line:**

For Website Art Challenge

**and include the number of the art piece
in the body of the email.**

Thank you from the Mesa Art League Board

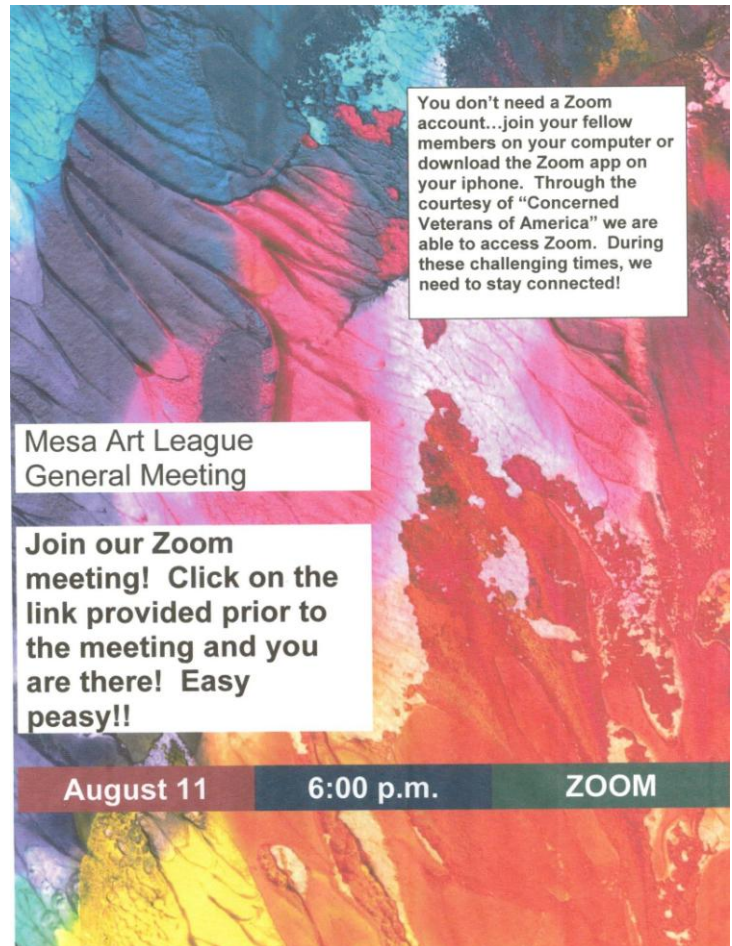


August Artwork of the Month

Submit your piece for August Artwork
after August 11th, after our meeting,

to August 31st at 6 PM

at MesaArtLeague.com



To Join in a Zoom meeting, your computer must have Video (a camera) and Audio (speakers and a microphone).

If you do not have a computer with these capabilities, you can join by phone by simply calling into the phone number in the email and following the prompts.

See the document below with Zoom instructions and the portion titled "Join By Using a Phone."

ZOOM INSTRUCTIONS!

You will receive an invitation in your email with a link to join the Zoom meeting.

1. When you click on this link, the first thing you will see is a web page open with a little box that says, "Open Zoom Meetings?" Click on "Open Zoom Meetings" bubble at the bottom right
2. Next you will see another box open up with a smaller box in front with a video feed of yourself. Maximize this screen and click on "Join with Video"
3. A window will open to the meeting and you will see all of the participants in little picture squares, (similar to the TV show Hollywood Squares).
4. Underneath your video feed, there is a black bar with a menu (on some computers you will have to scroll down with your mouse for it to appear).
 - a. On this menu you have the ability to mute or unmute yourself by clicking on the first icon (a picture of a microphone, if it has a red slash – you are muted – no one can hear you).
 - b. If you click on the Participants icon, a white column will open up on the right side of your screen. This is where you can see all the people in the meeting. At the bottom of this column, you will see the options to click on "unmute me" or "Raise Your Hand". These are requests for the Host of the meeting. If you click on Raise Your Hand it will put a little green hand in the upper left corner of your video feed. This lets the Host know that you would like to speak.
 - c. When you click on the Chat Icon, a little box will appear at the bottom of the white column. You have the option to send a private message to someone in the meeting or you can type a message that will post in the column for everyone to see.
 - d. The last icon is "Reactions". When you click on this icon you can respond to something someone is saying by either clapping or giving a thumbs up.
5. During Zoom meetings, You Should keep yourself muted until it is time for you to share or the Host calls on you. This helps reduce the background noise in your area so that others can hear what is being said.

6. During Zoom meetings, you should adjust your camera so that your face is at the center of the screen. It is very annoying for others to see only the top of one's head or the bottom portion of one's body.

7. You can leave the meeting at any time by clicking on the Red Letters at the bottom right of the black Menu bar and then clicking on the little white box that appears asking you to confirm you want to leave the meeting. Here is a link to Zoom Support which has many helpful directions and videos to help you learn how to use this application.

<https://support.zoom.us/hc/en-us>

Joining a meeting by phone only

1. Dial an in-country number. If you dial a toll number, your carrier rates will apply. You can find the numbers on your meeting invitation or a full list of international dial-in numbers at <https://zoom.us/zoomconference>.
2. You will be prompted to enter the meeting ID - the nine (9), ten (10), or eleven (11) digit ID provided to you by the host, followed by #.
3. If the meeting has not already started and join before host is not enabled, you will be prompted to enter the host key to start the meeting, or to press # to wait if you are participant.
4. You will be prompted to enter your unique participant ID. This only applies if you have joined on the computer or mobile device or are a panelist in a webinar. Press # to skip.

If you join by computer or mobile device later, you can enter the Participant ID to bind your phone and device session together and show your video when you speak on the phone. To enter your participant ID once you are in the meeting, enter **#Participant ID#** on your phone.

Phone controls for participants

The following commands can be entered via DTMF tones using your phone's dial pad while in a Zoom meeting:

- *6 - Toggle mute/unmute
- *9 - Raise hand

Member's Online Blog!

While each of us have joined the Mesa Art League for different reasons, one of the many reasons is to network, share experiences and learn from each other. Therefore, initiated at this unique time of Covid-19 that keeps members from gathering together in our customary way, we created a Website Blog, amongst other things.

Each week we post a new question for our members to address. We encourage members to share thoughts, tips, techniques and even ask questions of your own. We hope to slowly make this a learning tool by taking different media and inviting members that specialize in that medium to give tips, brief instruction and even answer questions?

Check us out on our Blog Page of Mesaartleague.com or on our Facebook Group Mesa Art League AZ. You could also send responses and questions to: sc.malmembership@gmail.com and we will post for you. Hope to hear from you soon.

Dear Members,

We have opened our own **Gift Shop...**
Check online under SHOP...

You set your own prices, decide whether to include shipping or price into your item and handle your own sales and taxes!

Send your pictures and submission form to MesaArtOnline@gmail.com to add your sale pieces.

Contact Linda Jones @ MesaArtOnline@gmail.com for further information.

The Mesa Art League Board



A huge thanks to all our
vets – Be sure to join the
Zoom classes—they are for
Veterans & Members alike.

AAA News - Go to the AAA website

for the latest news. <https://azartalliance.com>

Other websites:

<http://www.artresourcecenter.org/>

<http://www.brushandpen.com/>

<https://www.mesaartscenter.com/classes>

<https://smile.amazon.com/ch/86-6056160>





P.O. Box 7733
AZ 85216-7733

CREATING TOMORROW, TODAY! SUPPORT OUR PARTNERS

These Partners Donate gift cards, giclee prints, gift baskets and much more! When you buy from them, Say Thank You!

Jerry's Artarama - <http://www.jerrysartarama.com>

Blick's - <http://www.dickblick.com>

Joseph Conradi Family proudly supports the Mesa Art League Veteran's program and the League's participation in Artist Emporium.

Giclée: Art Print Editions –
<http://www.artprintedititions.com>

Wuertz Gourd Farm - www.wuertzfarm.com

Wuertz Gourd Farm
2487 E. Hwy 287, Casa Grande, AZ 85194

520-723-4432 * www.wuertzfarm.com
email: wuertzfarm@wuertzfarm.com

Open Tues-Sat
8am-5pm
Closed Sun & Mon

Newsletter Advertisers Gain exposure with a paid monthly ad in Brushstrokes while helping to support local art!

Blick & Utrecht, together bringing you the largest selection of quality art materials.

VISIT US IN:
TEMPE
930 E. UNIVERSITY DR.
480-446-0800

THE BARNSWALLOW STUDIO & FRAME SHOP

PROVIDING SUPPORT SERVICES TO ARTISTS

CUSTOM FRAMING • DIGITAL SERVICES
PHOTOGRAPH ARTWORK
NEGATIVE SCANNING • COMPUTER SERVICE
INVENTORY AND BOOKKEEPING SERVICES

Discount on framing to current MAL members
We help artists with all their finishing needs.

Hours by appointment only - CALL 480-987-3257
kcmpics@juno.com

Located east of Queen Creek. Pick-up and delivery available.

fine
Giclée
art prints

Over 30 years serving artists throughout the United States.

We do it right and our prices are reasonable!

Please call our Mesa studio for an appointment.
480 227 2891

Artprint editions
www.artprintedititions.com

Welcome to **amazon smile**

You shop. Amazon gives.

- Amazon donates 0.5% of the price of your eligible AmazonSmile purchases to the charitable organization of your choice.
- AmazonSmile is the same Amazon you know. Same products, same prices, same service.
- Support your charitable organization by starting your shopping at smile.amazon.com.

Your shopping will support **Mesa Art League Inc**

[Start shopping](#)

[Select a different charity](#)

<https://smile.amazon.com/ch/86-6056160>

JERRY'S ARTARAMA
Empowering Artists Since 1968

www.JerrysArtarama.com