

Greater Akron Orchid Society

An Affiliate of the American Orchid Society & the Mid-American Orchid Congress

March 2025

President

Craig Miller

justcraig@sssnet.com

Vice President

Kathleen Martz

catpowell11@gmail.com

Treasurer

Jennifer Pritt

jlpritt@yahoo.com

Secretary

Meghan Harper

sharper1@kent.edu

Editor

Brandon Spannbauer

braxtonds@gmail.com

Trustee

Jane Bush

janebush11@gmail.com

Previous Meeting Minutes

In our Feb meeting, we discussed different problems that we're experiencing with our plants with possible solutions

We had a great spring show at our new location. A big thank you to everyone who donated their effort and money into making the show a success and a big welcome to our new members!

Meeting summary below (Page 4):

**ROSES ARE RED -
ORCHIDS ARE BETTER.**



**ONE LASTS A WEEK - THE OTHER
LASTS FOREVER.**



Announcements

In 2025, we will have hybrid meetings (both In-Person & Zoom). In-Person meeting details below and Zoom details will be included in each newsletter and on our Facebook page.

Meetings start at 6:30pm, doors open at 6:00pm

Zoom details below (Page 3):

Next Meeting

**March 10, 2025
Monday, 6:30pm**

Portage Lakes Kiwanis Center

725 Portage Lakes Dr., Akron, Ohio 44319
Start Time: 6:30pm Doors Open: 6:00pm

Topic

Program: **How to Grow Orchids – Edgar Stehli**
Speaker: **Welcome New Members**

Each meeting will have a show table in which everyone is invited to bring in their blooming orchids to show off. This is a great way to see what other members are growing and how they do so

New members and visitors are also invited to bring any plants they wish to show or have questions about

Meeting details below (Page 3):

Website: www.thegaos.com

Facebook: www.facebook.com/theGAOS

Email: greaterakronorchidsociety@gmail.com

Letter from the Editor



Greetings,

We are pleased to be providing these newsletters to GAOS members and the public alike! If you'd like to access our current and past issues please visit our website for PDF downloads.

<https://thegaos.com/newsletters>

For access to our most current club news, information and our direct newsletter emails please join our email list by sending us your email address to be added.

Thanks,

Brandon Spannbauer greaterakronorchidsociety@gmail.com

Greater Cleveland Orchid Society

www.facebook.com/GreaterClevelandOrchidSociety/

www.qcos.org

West Shore Orchid Society

www.facebook.com/WestShoreOrchidSociety/

westshoreorchidsociety.org/

Meeting Schedule

GAOS has hybrid meetings (both In-Person and Virtual) and meets the 2nd Monday of each month (except December) at 6:30pm, at the Portage Lakes Kiwanis Center, 725 Portage Lakes Dr., Akron, Ohio 44319

Members are encouraged to bring blooming orchids from their collection for exhibit. **All are welcome; you do not have to be a member to attend**

Virtual meeting invites will be sent out via email the week before the meeting along with the monthly newsletter

Mar 10	How to Grow Orchids / Welcome New Members – Edgar Stehli
Apr 14	Orchid Nomenclature – Eric Sauer
May 12	Compact Vandaceous Species & Hybrids – Peter Lin
June 9	Seeing Spots: Growing Brachypetalum Paphs – Darlene Thompson



Photo of the Month: A very interesting Paphiopedilum Summer Stardust (Transdoll x Wellesleyanum) with stripes everywhere, even on the pouch. This has Rena fun cross to bloom out. – Paph Paradise Orchids

2025 Meeting Information

In 2025, we will continue with our Hybrid Meetings (both In-Person and Virtual.) You can join us either at our normal meeting location or via Zoom where the live meeting will be broadcasted online. Zoom meeting details will be included in the Newsletter before each meeting.

Meeting Location:

Portage Lakes Kiwanis Center
725 Portage Lakes Dr., Akron, Ohio 44319

Doors open: 6:00pm
Main Meeting: 6:30pm

- Remember to bring any orchids in bloom for our Show Table. This is a great way to see what other members are growing and how they do so. New members and visitors are also invited to bring any plants they wish to show or have questions about.

- Virtual portion of the meetings will be conducted via Zoom. It is free to download and use. An email with the invite link will be provided the week before the meeting along with the newsletter for that month. After Zoom is installed on your computer, tablet or phone, all you have to do is click the link to join in.

Please feel free to email any questions or to be added to the email list to receive our newsletter and Zoom meeting links send us a message:

Email: greaterakronorchidsociety@gmail.com

Website: www.thegaos.com

Facebook: www.facebook.com/theGAOS

Thanks,

Brandon Spannbauer, Editor

March 10 Meeting Info

Our meeting this month will be all about Orchid basics, how to grow our orchids, and a welcome to New Members. Spring is a great time to acquire new orchids, now we just need the info to keep them alive and thrive. Feel free to bring in any blooming orchids or plants that you have questions about to the meeting.

*** We have leftover plants from the show that we will bring to the meeting for new members and to new guests. Remainders will be distributed and/or offered for sale ***

Topic

Program: **How to Grow Orchids – Edgar Stehli**
Speaker: **Welcome New Members**

Zoom Meeting Details

For those who would like to join us online please, follow the link below to join the Zoom Meeting

Topic: GAOS Monthly Meeting Time: 06:30 PM Eastern Time

Join Zoom Meeting

<https://us02web.zoom.us/j/82983221164?pwd=bE2MNY1TtBSQS41c25Xa7LTvQiKEQE.1>

GAOS and Welcome to New Members!

On March 1-2, we had our 2025 spring show at Petitti Garden Center to much success! Thank you to everyone who visited, participated and who helped put the show together!

We kicked off the spring season with a bang. It was a beautiful weekend to come out and enjoy our orchid show. Thank you to Petitti Garden Center for helping us make a seamless transition to our new location.

Thank you to especially to everyone who helped donate their time, money, resources and knowledge to making this show a success. It takes a staggering amount of time and effort for this undertaking and many hands make light work. Most of our show committee have been doing this for many, many years so please consider lending a hand next year. There are many jobs with tasks large and small, all are welcome and encouraged to help out in the future.

To the new members, our 2025 meetings will have a combination of in person and Zoom meetings. Details are provided in our Program Calendar, as well as in our monthly newsletters and on our website and Facebook page. If you are not receiving our newsletters, please email us to be added to the list.

Each meeting will have a show table in which everyone is invited to bring in their blooming orchids to show off. This is a great way to see what other members are growing and how they do so.

New members and visitors are also invited to bring any plants they wish to show or have questions about.

Website: www.thegaos.com

Facebook: www.facebook.com/theGAOS

Email: greaterakronorchidsociety@gmail.com

2025 GAOS Dues

2025 GAOS dues will remain at \$25 for membership. Dues allows us to host our annual orchid show as well as bring in amazing speakers to showcase their orchid knowledge. Each membership will receive a free orchid during our holiday party at the November meeting. You can either send in payment to the address on the form provided with this email, on the website, or in person at one of our meetings.

NEW We now have the option to pay online: <https://thegaos.com/paypal>

Greater Akron Orchid Society

Membership Application

To become a GAOS member or to renew your membership, complete the following form and present it or mail it with your payment to the society using the address below.

Dues are \$25 for a single/family membership

Make checks payable to GAOS

Name _____

Additional Name _____

Address _____

City _____ State _____ Zip _____

Home Phone _____

Primary Cell Phone _____

Primary e-mail _____

☐ Check this box if you do not want your contact information on the published member list

Mail to:

GAOS
1110 Woodlawn Ave NW
Canton, OH 44708



Greater Akron Orchid Society



2025 GAOS Program Calendar

Jan 13	"Getting Your Orchids Ready for the Shows" – Dave Miller
Feb 10	"What's Wrong with My Orchid?" *Bring in your problem plants for discussion*
Mar 1-2	GAOS Orchid Show @ Petitti Garden Center – Tallmadge location
Mar 10	"How to Grow Orchids" / Welcome to New Members – Edgar Stehli
Mar 22-23	GCOS Orchid Show @ Cleveland Botanical Gardens
Apr 14	"Orchid Nomenclature" – Eric Sauer
Apr 26-27	WSOS Orchid Show @ Erhnfelt Recreation Center
May 12	"Compact Vandaceous Species & Hybrids" – Peter Lin
June 9	"Seeing Spots: Growing Brachypetalum Paphs" – Darlene Thompson
July 14	Summer Picnic & Member Plant Auction / Member Discussion
Aug 11	TBD
Sept 8	TBD
Oct 13	TBD
Nov 10	Holiday Banquet / Election of Officers
December	No meeting, Happy Holidays



IS THIS FOR YOU?

**The American Orchid
Society Judging
Program**

**is seeking highly
motivated orchid
enthusiasts to join the
judging ranks.**

*Work with other such people
and help maintain our
awards programs and
educational efforts.*

*For more information contact us at
judges@aos.org*

Orchids 101

By AOS, Abbrev. for space

Knowing which orchid you are trying to grow is your key to its cultural requirements. Orchids, like all plants, need a balance of light, air, water and food to grow and flower well.

Light

Without enough light, orchids may produce lush looking growths but no flowers. Not giving orchids enough light is the most common reason for failure to bloom. The old notion of orchids growing in dark jungles still persists and it couldn't be further from the truth. In reality, many have evolved as epiphytes to take advantage of brighter light available in the upper forest canopy.

How much light is enough? The answer to this seemingly simple question is "as much as they will take without burning." Orchids grown under sufficient light will have lighter, somewhat yellow-green foliage and strong upright growths.

Air

Orchids roots will die if they do not get air and this is the reason that, with the exception of a few terrestrial varieties, orchids do not grow in soil. Orchid potting media should be open, with exceptionally good drainage, yet capable of holding sufficient moisture to support the plant's needs. You should provide gentle air movement. For orchids grown in the home, this can be provided by an overhead paddle fan set on its lowest setting or a portable oscillating fan directed AWAY from the plants.

Water

Without question, more orchids are killed by incorrect watering than by any other reason. Proper watering consists of two separate components; quantity and frequency. Orchids should be watered just as they dry out. Humidity, air movement, potting medium and light levels all play a role. There are several ways to determine when a potted orchid is almost dry: 1) the surface of the potting mix will appear dry; 2) dry pots will feel lighter; 3) clay pots feel dry; 4) a wooden stake or skewer inserted into the potting mix will come out almost dry

When orchids are watered, they should be watered copiously. Water should be provided until it runs freely from the drainage holes. Not only does this soak the potting medium but it also flushes salts that naturally accumulate.

Fertilizer

Orchids will grow and flower, given that their other requirements are met, for fairly long periods without fertilizer but you'll get better results with some level of feeding. Typically, plants are fertilized once a week during the summer and every two weeks in the fall and winter. Regardless of the fertilizer that you chose to use, most experienced growers use no more than ½ the label-recommended strength.

Fertilizers used on orchids should contain little or no urea. This is because soil organisms must first convert the nitrogen in urea to a form useable by plants, and since orchids do not grow in soil, this conversion does not occur efficiently.

Oyster Shells for More Calcium

Dave Miller sent this in as a response to a Calcium question at the Feb. meeting.

All slipper orchids or at least most of them benefit and really require more calcium than your fertilizer provides. For many years based on advice of skilled growers I added crushed oyster shells to my slipper mix. One or two tablespoons per plant was an average dosage. In talking with some of my expert slipper friends I changed over to this brand which I bought online. It is pulverized instead of crushed and the net result is very quick dissolving while watering so it gets to the plant much quicker. The listing says "All Natural and Organic". Duh. Of course they are, they're oyster shells. There are other ways to do this including using a CalMag supplement but this is quite easy. Crushed shells are easily bought and are affordable at any farm supply store in your neighborhood as it is used for poultry. I use about 1/2 tsp on a seedling pot up to 3 tsps on a large Phrag. Questions to Dave Miller.

1 Last purchased Oct 8, 2023
Size: 5 lb | View order



Down To Earth All Natural Fertilizers Organic White Oyster Shell OMRI, 5 lb

Visit the Down To Earth All Natural Fertilizers Store
4.8 ★★★★★ 1,088 ratings
100+ bought in past month

\$18.55 (\$0.23 / Ounce)

FREE Returns

Get a \$50 Gift Card for each friend who is approved for Prime Visa or Amazon Visa. Earn up to \$500 each year. [Find out how](#)

May be available at a lower price from [other sellers](#), potentially without free Prime shipping.

Size: 5 lb

Size	Price	Delivery Fee	Prime
5 lb	\$18.55 (\$0.23 / Ounce)	Delivery Fee, Feb 25	FREE delivery Wednesday
1 lb	\$7.99 (\$0.50 / Ounce)	Delivery Fee, Feb 25	FREE delivery Wednesday

Brand: Down To Earth All Natural Fertilizers
Item Weight: 5 Pounds
Item Form: Powder
Coverage: Medium
Mixing ratio: 1:10

About this item

- Down To Earth Oyster Shell is a five pound box of all natural fertilizer and is listed by the Organic Materials Review Institute (OMRI) for use in organic production.

Ribbon Judging at GCOS Show March 22, 2025

Dave is still looking for 6-10 volunteers to help out at the Greater Cleveland Show. Please read over the following and reach out to him if you're interested. It's a great way to get some insight into judging and how shows are run.

Again this year I will be coordinating ribbon judges and clerks at this year's show coming very soon. Ribbon judging will start promptly on Saturday March 22, 2025 at 8 am. Breakfast will be available around 7:30. I will make sure you are on the volunteer free parking list as in past years. Ribbon judging should run from 8 to 11 AM.

Volunteers are needed to be ribbon team members for lay judges and clerks who will be with the judging teams and clerk team members who will write and place ribbons after the judging teams have determined the award winners. We need at least 15 to 20 folks to make this work.

On my list so far are Marc Pollack, Christie and Keith Richards, Steve Beck, Ashley Wozniak, Olga Shostachuk, and Anna Melaragno with Bill Schumann as an alternate. No need for you guys to reply.

Thanks for volunteering to help make ribbon judging a huge success. Questions and confirmations back to me by email but you can also text me. If you are interested please "Reply" to this message, but please not "Reply All".

thx

Dave Miller

dcmjpasmil@aol.com

330-307-7189

Thanks for the participation of your societies and members to make our show a huge success this year. We ended up with (240) judged entries despite OSWP having to cancel at the last minute due to illness which would have accounted for another (50) entries. dave

Highlights:

There were (64) 1st place ribbons, (53) 2nd place ribbons, (32) 3rd place ribbons, and (16) trophy class ribbons given to (240) entries. (8) AOS awards were given to (5) plants and (1) exhibit out of (17) plants judged by the AOS judges.


Top honor of Best In Show went to Edgar & Kim Stehli for their *Epidendrum stamfordianum* var. *album* which also garnered AM/AOS and CCM/AOS awards.

The GAOS President's Choice went to Anna Melaragno for her *Phragmipedium Sorcerer's Apprentice*.

The GAOS society display won the AOS Show trophy with a score of 84 points. (Photo below are of plants pulled for AOS Judging)



My husband installed an 'Orchid wall' in my greenhouse this weekend!! Not all spots are orchids but most are! – Shelly Chadwick



Repotting Catasetinae: Feb – May

By Fred Clark, SVO

It's time to repot your Catasetinae! Repotting is fun, laborious and, at times, nerve-wracking. It is an important step in making sure your plants are happy and healthy, and it's the best way to ensure lots of beautiful flowers.

Catasetinae have seasonal growth habits and flowering patterns. To understand how to grow and repot them, it's very useful to learn about the environmental conditions in their natural habitat, where they have adapted to survive and thrive. Catasetinae grow primarily in areas with a warm, wet summer followed by a dry, slightly cooler winter, thus these plants have evolved a very specific seasonal growth habit. In the spring, with the days lengthening and just before the onset of the rainy season, they begin growing and developing a root system. This is all done in anticipation of the summer rains when there is plentiful moisture and nutrients for the plants.

I follow this rule: "The best time to re-pot Catasetinae is with the beginning of new growth in the early spring".

Repotting with the onset of new growth ensures that the new roots, which initiate after the new growth by about 2-3 weeks, will grow directly into the new media. This eliminates the chance of damaging the new roots. This is important as Catasetinae produce just one flush of roots each season, and early damage to the new root system will severely limit the plant's ability to grow and flourish. I can't overemphasize the importance of the timing for repotting. It's like the emphasis I place on waiting to water until after the new roots are 3-6" long.

At Sunset Valley Orchids we use AAA sphagnum moss from New Zealand (offered in 3 kg bales on our website). After trying several types of media we have found that this premium-quality moss produces the best growth. First, we slightly moisten the new moss.

When it's just right, it feels moist, but when you squeeze it tightly, water does not drip out. When using sphagnum moss for potting, we like to leave an air space beneath the moss and the bottom of the pot. This assures excellent drainage. It takes a little trial and error to get the air space right, but you will master it with a little practice. Styrofoam peanuts or similar inert material can also be used under the moss to provide this extra air space and drainage.

Repotting:

In the early spring, with the first signs of new growth, Catasetinae plants are still dormant and dry. Repotting should occur with the old media still dry. We use sterile clippers to cut away the old, unneeded moss. With larger plants, we usually trim away the moss farthest away from the newest growth. This trimming process cuts through the old moss and roots. We like to form a 2-3" long tapered (carrot-shaped) stump from the old moss and roots. This provides a form around which the new moss can be wrapped. It helps to hold the plant steady in its pot until new roots are produced and re-established. We orient the plant, so the new growth has room for 2 years of space for the growth. As with all orchids Catasetums don't like to be over potted either. It's better to under pot than over pot.

For plants purchased from SVO last year that are still in 3" pots, I recommend the "slip-potting" method of repotting. Just wrap new moss around the existing moss and slip into a slightly larger pot.

Dividing:

The best time to divide Catasetinae is also with the onset of new growth. They do well when divided into pieces no smaller than two or three pseudobulbs. Divisions are made by cutting with a sterile tool or by carefully pulling the pseudobulbs apart.

Watering:

Watering should begin when the new roots are 3-6" long. It will take the plants 4-6 weeks after the onset of new vegetative growth for the new roots to grow to the desired length. Waiting for the beginning of watering is not easy, but we have learned through trial and error that it is much better to wait to water than it is to start watering too soon.

Stubborn Orchids


By Brandon Spannbauer

This series is dedicated to showing off blooms that never make it to a meeting. If you have any stubborn orchids, send photos to be included in a future newsletter: greaterakronorchidsociety@gmail.com



Assorted brassavola blooms

I brought flower cuttings into the last meeting of 6 different brassavola species and hybrids. It is so interesting to see the similarities and differences from changing just one parent or close relative.



Assorted NoID Phals / Bl. Yellow Bird

Assorted NoID Phals

I have a phalaenopsis wall besides my grow benches that receive slightly less light than my cattleyas. I grow them in a bark mixture in clay pots and top them with moss for moisture retention. They seem to love this setup because their roots are growing up the wall and are nearly touching the ceiling. This means that they are pretty cemented into place.


Bl. Yellow Bird (Bl. Richard Mueller x B. nodosa)

This is a beloved hybrid that was recreated by H&R that I received as a community pot. I have kept only 2 plants and both are growing rather large and bloom constantly.

If you have any stubborn orchids that bloom in-between meetings, send in photos to have them included in the newsletter:
greaterakronorchidsociety@gmail.com

New Orchids to Science

A new species of *Bulbophyllum* from section *Lepidorrhiza*, *B. abuniorum*, is described based on specimens from the Bird's Head Peninsula, New Guinea – Novataxa 2025



Upcoming 2025 Orchid Shows

Greater Cleveland Orchid Society

March 22-23 at Cleveland Botanical Gardens
11030 East Blvd, Cleveland, OH 44106

<https://www.facebook.com/GreaterClevelandOrchidSociety>

<http://www.gcos.org/>

West Shore Orchid Society

April 26-27 at Strongsville, Ohio Rec Center
18100 Royalton Rd, Strongsville, OH 44136

<http://www.westshoreorchidsociety.org/>


<https://www.facebook.com/profile.php?id=100072143500531>











Photo Gallery

GAOS Orchid Show

Mar 1-2, 2025
















Photo Gallery

Meeting Show Table
February 2025





--

--

--

--

--

--

--

--