

# Greater Akron Orchid Society

An Affiliate of the American Orchid Society & the Mid-American Orchid Congress

## August 2024

### President

Craig Miller

[justcraig@sssnet.com](mailto:justcraig@sssnet.com)

### Vice President

Darryl Everett

[dweverett@aol.com](mailto:dweverett@aol.com)

### Treasurer

Jane Bush

[bushjj@juno.com](mailto:bushjj@juno.com)

### Secretary

Pam Everett

[pjoeverett@aol.com](mailto:pjoeverett@aol.com)

### Editor

Brandon Spannbauer

[braxtons@gmail.com](mailto:braxtons@gmail.com)

### Trustee

Barb Ford

[baf67427@sbcglobal.net](mailto:baf67427@sbcglobal.net)

## Previous Meeting Minutes

In our July meeting, we had our Summer Potluck Picnic then discussions about our plants

Meeting summary below (Page 4):



## Announcements

In 2024, we will continue our hybrid meetings (both In-Person & Zoom). In-Person meeting details directly below and Zoom details will be included in each newsletter and our Facebook page. We will also continue with our earlier 6:30pm start time, doors open at 6:00pm

Zoom details below (Page 3):

## Next Meeting

**Monday, Aug 12, 2024**

Portage Lakes Kiwanis Center  
725 Portage Lakes Dr., Akron, Ohio 44319

## Topic

Program: **2<sup>nd</sup> Member Plant Auction**

Speaker: **Member Plant Discussions**

-----  
Each meeting will have a show table in which everyone is invited to bring in their blooming orchids to show off. This is a great way to see what other members are growing and how they do so

New members and visitors are also invited to bring any plants they wish to show or have questions about

-----

Meeting details below (Page 3):

**Website:** [www.thegaos.com](http://www.thegaos.com)

**Facebook:** [www.facebook.com/theGAOS](http://www.facebook.com/theGAOS)

**Email:** [greaterakronorchidsociety@gmail.com](mailto:greaterakronorchidsociety@gmail.com)

## Letter from the Editor



Greetings,

We are pleased to be providing these newsletters to GAOS members and the public alike! If you'd like to access our current and past issues please visit our website for PDF downloads.

<https://thegaos.com/newsletters>

For access to our most current club news, information and our direct newsletter emails please join our email list by sending us your email address to be added to the list.

Thanks,

Brandon Spannbauer      [greaterakronorchidsociety@gmail.com](mailto:greaterakronorchidsociety@gmail.com)

### Greater Cleveland Orchid Society

[www.facebook.com/GreaterClevelandOrchidSociety/](https://www.facebook.com/GreaterClevelandOrchidSociety/)

[www.qcos.org](http://www.qcos.org)

### West Shore Orchid Society

[www.facebook.com/WestShoreOrchidSociety/](https://www.facebook.com/WestShoreOrchidSociety/)

[westshoreorchidsociety.org/](http://westshoreorchidsociety.org/)

## Meeting Schedule

GAOS has hybrid meetings (both In-Person and Virtual) and meets the 2<sup>nd</sup> Monday of each month (except December) at 6:30pm, at the Portage Lakes Kiwanis Center, 725 Portage Lakes Dr., Akron, Ohio 44319

Members are encouraged to bring blooming orchids from their collection for exhibit. **All are welcome; you do not have to be a member to attend**

**Virtual meeting invites will be sent out via email the week before the meeting along with the monthly newsletter**

|        |  |
|--------|--|
| Aug 12 | 2 <sup>nd</sup> Member Plant Auction / Member Discussion |
| Sept 9 | What's Wrong with my Orchid? (Bring in problem plants)   |
| Oct 14 | The Future of Orchid Growing – Edgar Stehli              |
| Nov 11 | Holiday Banquet / Officer Elections                      |



**Photo of the Month:** My father was nostalgic about *Cattleya mossiae* which was a cut flower in America for forty years and the last species to be replaced by “modern hybrids”. Growers loved it because of its blooming time (March to May) as well as its floriferousness, color, size, shape and easy culture. – Chadwick & Son Orchids

## 2024 Meeting Information

In 2024, we will continue with our Hybrid Meetings (both In-Person and Virtual.) You can join us either at our normal meeting location or via Zoom where the live meeting will be broadcasted online. Zoom meeting details will be included in the Newsletter before each meeting.

### Meeting Location:

Portage Lakes Kiwanis Center  
725 Portage Lakes Dr., Akron, Ohio 44319

Doors open: 6:00pm  
Main Meeting: 6:30pm

- Remember to bring any orchids in bloom for our Show Table. This is a great way to see what other members are growing and how they do so. New members and visitors are also invited to bring any plants they wish to show or have questions about.

- Virtual portion of the meetings will be conducted via Zoom. It is free to download and use. An email with the invite link will be provided the week before the meeting along with the newsletter for that month. After Zoom is installed on your computer, tablet or phone, all you have to do is click the link to join in.

Please feel free to email any questions or to be added to the email list to:  
[greaterakronorchidsociety@gmail.com](mailto:greaterakronorchidsociety@gmail.com)

Thanks,  
Brandon Spannbauer, Editor

## Aug 12 Meeting Info

Our program for the Aug meeting is our 2<sup>nd</sup> member plant auction. All are invited to bring any orchid plants or orchid related items they want to sell for the auction. This is a silent auction where buyers pencil their bid on an auction slip and the next buyer then comes along and pencils in a higher bid. The highest bidder at the end of the night wins the plant and pays the treasurer what he bid. 25% of the winning bid price goes to GAOS and 75% goes to the seller. Buyers and sellers are responsible for checking with the treasurer that night for payments. We do not accept credit cards so please bring cash or check with you for the auction.

We will also have an open discussion about our plants. If you have a plant you're concerned about, feel free to bring it in and come with questions for the group!

### Topic

Program: **2<sup>nd</sup> Member Plant Auction**  
Speaker: **Member Plant Discussions**

## Zoom Meeting Details

For those who would like to join us online please, follow the link below to join the Zoom Meeting

**Topic: GAOS Monthly Meeting Time: 06:30 PM Eastern Time**

**Join Zoom Meeting**

<https://us02web.zoom.us/j/87463317408?pwd=3sLi8xiBaFEe8DXytVk9bs9cfP1FRv.1>



# OHIO VALLEY ORCHID FEST

**AUGUST 24 (9-5) & AUGUST 25 (11-3) 2024**

[www.ohiovalleyorchidfest.com](http://www.ohiovalleyorchidfest.com)

**Miami Valley Orchid Society &  
Emmanuel Lutheran Church**

4865 WILMINGTON PIKE  
KETTERING, OHIO

**\$3**

**SUGGESTED  
ADMISSION**  
PROCEEDS TO BENEFIT  
LOCAL MISSION WORK

**PLANT SALES**  
**ORCHIDS & AROIDS**  
LOCAL, REGIONAL &  
INTERNATIONAL VENDORS

**INTERNATIONALLY  
KNOWN SPEAKER**  
**PETER T. LIN**  
**DIAMOND ORCHIDS**  
SPEAKING ON MINI CATTLEYA AND  
THEIR CULTURE

**LEARNING**  
BEGINNER LECTURES,  
REPOTTING HELP &  
DEMONSTRATIONS

**FOOD & FUN**  
FOR THE ENTIRE FAMILY

**ORCHID SHOW**  
AMERICAN ORCHID SOCIETY JUDGING  
IN CONJUNCTION WITH THE  
**MID AMERICA ORCHID CONGRESS**

*Cattleya loddigesii*



## Ohio Valley Orchid Fest Details

Mark your calendars for the fourth annual Ohio Valley Orchid Fest August 24-25 in Kettering Ohio. We have another really fun weekend planned of everything orchids! Make sure to plan to arrive Friday to enter your plants for exhibit and AOS judging. The show will again be a class bench show, so if you need to leave before the show is over, you can gather your plants early if needed! Make sure to also take part in the Friday evening preview party and picnic dinner! Come see old friends and make new ones, pick up new orchids for your collection, and join in the Mid America Dinner and Auction Saturday night.

We are featuring Peter T. Lin as our keynote speaker. He will be presenting on Mini Cats, and a second talk on their culture. Again, most meals are included with a full registration. We will be having the MAOC Annual meeting Sunday morning followed by a great Special Orchid Presentation by Cheryl Erins on Orchid Cases. We also have Cheryl Erins, President of the AOS speaking on Sunday on growing in cases. There are lots of other fun activities to take part in, so please plan to join us in August!

Registration is now open at [www.ohiovalleyorchidfest.com](http://www.ohiovalleyorchidfest.com) along with more information.

**The MAOC 2024 Members Meeting will be held Sunday August 25, 2024  
11:00-12:00 in-person during OrchidFest and also on Zoom**

# Greater Akron Orchid Society



## 2024 GAOS Program Calendar

|         |  |
|---------|--|
| Jan 8   | "Picking the Right Orchid" – Dave Miller                                     |
| Feb 12  | Getting Your Orchids Ready for the Show                                      |
| Mar 11  | How to Grow Orchids / Welcome to New Members                                 |
| Apr 8   | "How to Grow Slipper Orchids" – Darlene Thompson                             |
| May 13  | 1 <sup>st</sup> Member Plant Auction / Member Discussion                     |
| June 10 | "How to Grow Miniatures" – Olga Shostachuk                                   |
| July 8  | Summer Picnic  |
| Aug 12  | 2 <sup>nd</sup> Member Plant Auction / Member Discussion                     |
| Sept 9  | "What's Wrong with My Orchid?" *Bring in your problem plants for discussion* |
| Oct 14  | "The Future of Orchid Growing" – Edgar Stehli                                |
| Nov 11  | Holiday Banquet / Election of Officers                                       |
| Dec 9   | No meeting, Happy Holidays   |



**IS THIS FOR YOU?**

**The American Orchid  
Society Judging  
Program**

**is seeking highly  
motivated orchid  
enthusiasts to join the  
judging ranks.**

*Work with other such people  
and help maintain our  
awards programs and  
educational efforts.*

*For more information contact us at  
[judges@aos.org](mailto:judges@aos.org)*

## **Outdoor Orchid Care**

By AOS

### **Outdoor Orchid Care**

Anyone can grow orchids outdoors if the weather is good enough! For folks who live south of the 37th parallel, the weather is more likely favorable for the larger part of the year. For the rest of us, growing orchids outside is restricted from late spring through summer to early fall. Unless you are placing orchids outdoors when it is raining daily, for every day that it does not rain, you will have to water, regardless of where you are. Orchids grown in climates with lower humidities may need to water twice a day. Though beware, pests and critters can be of concern, do check-in on your orchids regularly.

### **Which Orchids Should Be Grown Outside?**

Any orchid can be grown outside, depending on your conditions and your commitment to care. Though, it is advisable to not grow miniature orchids or orchids that cannot dry out outdoors. Instead, try to grow orchids that are more bulky or succulent-y, such as Cattleya, Dendrobium or Cymbidium, which are more hardy anyway. In more tropical climates (or climates that rain daily), you can put almost any orchid outside, as long as it's in the right space.

### **Where Outside Should They Be Grown?**

Nearly all orchids should be grown in half to full shade. If moving from a greenhouse, give them one step down for sun exposure. If they are full sun plants in the greenhouse, put them outside in part-shade. If they are part shade (or a few hours of direct sun) plants, put them in full shade, and if they are full shade plants in the greenhouse, they should remain in full shade outdoors. Ensure that they are in an area that can be easily watered when it does not rain, and where creatures, like squirrels, can't get to them. If you can set up an automated sprinkler system, that will greatly reduce the watering work you will have to do. Outdoor plants should be watered daily, regardless of region. If in drier climates, consider watering twice a day.

### **When Should They Go Outdoors?**

Orchids can go outside depending on the cold hardiness of the species. Knowing which species or hybrid you have is the best, but generally, Cymbidium are the most cold-hardy of the cultivated orchids, followed by Pleurothallids, followed by everything else. The most important sign of when to place your plants outdoors is the nighttime low temperature. You can put Cymbidiums outside when the lows are 40F/4.4C or higher consistently. For everything else, wait until the nighttime lows are 55F/12.7C or higher to bring them outside. In the fall, start bringing all plants indoors or in greenhouses when the nighttime low reaches 55F/12.7C for the first time. It's better to be more cautious in the fall – frost damage can never be repaired, and may kill the plant.

### **Why bring an orchid outdoors?**

Bringing orchids outdoors can be a “shot in the arm” or a breath of new life to them. Orchids that may not have bloomed indoors can sometimes be found blooming if spending a few months outside. Others may grow larger or recover from ailments faster if brought outdoors.

# Cattleya Culture Guide

By AOS

## LIGHT

Light is the most important factor in growing and flowering Cattleyas, whether in a greenhouse or in the home. They can receive direct sun indoors in a South, East, or West window, or direct sun in a greenhouse. Leaves should be a chartreuse-green color; pseudobulbs erect and require no staking.

- In a greenhouse, 50%-70% full sun or about 32,250-53,750 lumens (3,000-5,000 foot-candles) is ideal. Southern climates below the 37th parallel will need to use shade cloth. Northern growers can expose some species to full sun
- Indoors, *Cattleya* should be placed in any window (ideally south-facing) that gets more than 4 hours of direct sunlight to bloom. You cannot sunburn a Cattleya indoors.
- If grown under lights, *Cattleya* should receive more than 3000 lumens of light to bloom and grow.

## TEMPERATURE

Temperature depends on the hybrid/species, but in general, *Cattleya* are happy with 55F-72F (12.7C-22.2C) nights and 70F-85F (21.1C-29.4C) days. Seedlings should have night temperatures a few degrees higher. Higher day temperatures can be tolerated (up to 95F (35C) if humidity, water, air circulation, and shading are increased.

- If growing indoors, there is no need to worry about temperature; room temperature all the time is fine.

## WATER

When thinking about water for epiphytes like *Cattleya*, you must keep in mind that they like to have quick wet/dry cycles. *Cattleya* like to go dry in between waterings but like to be immediately watered when their media hits dryness. Always use lukewarm water, as water temperature below 50F (10C) may injure plants, as will hard water or water softened by the addition of salts.

- If growing in a greenhouse, you can/should water daily regardless of whether or not it is potted or mounted.
- Indoors, *Cattleya* should be grown potted, and after watering from the top, be allowed to sit in about ½ inch (1.27 cm) of their own flow-through for a day or two. Otherwise, indoor *Cattleya* can be taken to the shower or sink and be watered, drip dry, then be placed back. The frequency will depend on how fast it takes for the media to dry in your conditions. Indoors, you can get away with watering less frequently by letting them sit in their own flow-through.

## HUMIDITY

Humidity for *Cattleya* is a bonus but is not necessary for growing these well. Remember that humidity is an anti-dryness factor. If you raise the humidity, the plant will be slightly more robust, but not incredibly so.

- In a greenhouse, air should always be moving around the plants to prevent fungal or bacterial disease, especially if high humidity or cool temperatures exist.
- Indoors, as long as the *Cattleya* are well-watered and frequently watered, you do not need to worry about humidity.

## FERTILIZE

Fertilize on a regular schedule. Use ½ to ¼ strength of a normal dose regularly when plants are actively growing. A higher nitrogen formulation (such as 30-10-10) is recommended during active growth. In autumn, or after growth slows, fertilizer should be reduced or eliminated for the winter. Some growers use a high-phosphorus formula in the spring to promote flowering.

## POTTING

Potting is necessary when you first get the plant, if the rhizome of the plant protrudes over the edge of the pot, or if the potting medium starts to break down and drain poorly (usually after 2 to 3 years). If you see new roots or shoots just starting to grow, that is the best time to repot. Otherwise, you will have to wait until after flowering. Mature *Cattleya* are usually potted in coarser potting material than are seedlings. Until a plant has at least six mature pseudobulbs, it generally should be repotted into a larger pot and not divided. If dividing a plant, three to five pseudobulbs per division are required. Select a pot that will allow for approximately two years of growth (usually a 2-3 inch (5–8 cm) larger diameter pot) before crowding the pot.

- If growing in a greenhouse, use medium to coarse orchid bark mix. No sphagnum is necessary, except for perhaps the smallest of seedlings.
- If growing indoors, you will want to mix about ¼- 1/3 of sphagnum to either fine or medium grade orchid bark mix (which is bark+perlite+charcoal). Alternatively, planting into 100% treefern fiber works well with plastic pots indoors.



## New Orchids to Science

There are about 11 species of *Kuhlhasseltia* around the world, including two species found in China. The difference between *Kuhlhasseltia* [#motuoensis](#) and other species of *Kuhlhasseltia* is obvious. The middle part of the lip of the new one is yellow, with two rows of toothed protrusions on each side of its outer edge. Small lobes on the front lip are nearly circular, and there are green spots between the two lobes.— Novataxa 2023






This is a line-bred *Cattleya harrisoniana*, an orchid species native to coastal Brazil. It's been bred from selected "improved" forms. Compare it to the wild-type of this species on the right. – Ed Merkle





Photo Gallery

Meeting Show Table  
July 2024





|  |
|--|
|  |
|--|

|  |
|--|
|  |
|--|

|  |
|--|
|  |
|--|

|  |
|--|
|  |
|--|



|  |
|--|
|  |
|--|

|  |
|--|
|  |
|--|

|  |
|--|
|  |
|--|

|  |
|--|
|  |
|--|

|  |
|--|
|  |
|--|

|  |
|--|
|  |
|--|

|  |
|--|
|  |
|--|