

Greater Akron Orchid Society

An Affiliate of the American Orchid Society & the Mid-American Orchid Congress

May 2023

Previous Meeting Minutes

In our April meeting we discussed orchid internet resources. Followed by Lycastes with Russ Vernon.

Meeting summary below (Page 4):



Announcements

We are excited to announce that in 2023 we will have hybrid meetings (both In-Person & Zoom). Zoom details will be included in each newsletter

2023 will have an earlier start time of 6:30pm to accommodate for a Beginner's Corner, a short topic each month focused on growing happy orchids followed by our normal meeting

Zoom details below (Page 3):

Next Meeting

The next meeting of the GAOS will be Monday, May 8, 2023. **New start time of 6:30pm**. Doors open at 6:00pm. Portage Lakes Kiwanis Center, 725 Portage Lakes Dr., Akron, Ohio 44319

Topics

Mini: **Potting Media**
Program: **Member Plant Auction**
Speaker: **Repotting Clinic**

Each meeting will have a show table in which everyone is invited to bring in their blooming orchids to show off. This is a great way to see what other members are growing and how they do so

New members and visitors are also invited to bring any plants they wish to show or have questions about

Meeting details below (Page 3):

President

Craig Miller

Vice President

Darryl Everett

Treasurer

Jane Bush

Secretary

Pam Everett

Editor

**Brandon
Spannbauer**

Trustee

Barb Ford

Website: www.thegaos.com

Facebook: www.facebook.com/theGAOS

Email: greaterakronorchidsociety@gmail.com

Letter from the Editor



Greetings,

We are pleased to be providing these newsletters to GAOS members and the public alike! If you'd like to access our current and past issues please visit our website for PDF downloads.

<https://thegaos.com/>

For access to our most current club news, information and our direct newsletter emails please join our email list by sending us your email address to be added to the list.

Thanks,

Brandon Spannbauer greaterakronorchidsociety@gmail.com

Greater Cleveland Orchid Society

www.facebook.com/GreaterClevelandOrchidSociety/

www.gcos.org

West Shore Orchid Society

www.facebook.com/WestShoreOrchidSociety/

westshoreorchidsociety.org/

Meeting Schedule

GAOS meets the second Monday of each month (except December) Grower's Club starts at 6:30pm and the meeting at 7:00pm, at the Portage Lakes Kiwanis Center, 725 Portage Lakes Dr., Akron, Ohio 44319

Members are encouraged to bring orchids from their collection for exhibit. **All are welcome; you do not have to be a member to attend.**

Virtual meeting invites will be sent out via email the week before the meeting along with the monthly newsletter

May 8	Potting Media / Member Plant Auction and Repotting Clinic
Jun 12	Orchid Pests & Problems / Coelogyne
Jul 10	Let's Talk About Your Orchid / Summer Picnic
Aug 14	Buying Orchids on the Internet / Bulbophyllums – Charles Wilson



Photo of the Month: A seedling from my father's remake of C Empress Frederick (dowiana x mossiae) from 1888.
Photo © Chadwick and Son

2023 Meeting Info

In 2023, we will be having Hybrid Meetings (both In-Person and virtual.) You can join us either at our normal meeting location or via Zoom where the live meeting will be broadcasted online. Zoom meeting details will be included in the Newsletter before each meeting.

Additionally, meetings will start at 6:30pm to accommodate our new Beginner's Corner. Each month will tackle a new topic on growing happy orchids.

Meeting Location:

Portage Lakes Kiwanis Center
725 Portage Lakes Dr., Akron, Ohio 44319

Doors open:	6:00pm
Grower's Club:	6:30pm
Main Meeting:	7:00pm

- Remember to bring any orchids in bloom for our Show Table. This is a great way to see what other members are growing and how they do so. New members and visitors are also invited to bring any plants they wish to show or have questions about

- Virtual portion of the meetings will be conducted via Zoom. It is free to download and use. An email with the invite link will be provided the week before the meeting along with the newsletter for that month. After Zoom is installed on your computer, tablet or phone, all you have to do is click the link to join in

Please feel free to email any questions or to be added to the email list to: greaterakronorchidsociety@gmail.com

Thanks,

Brandon Spannbauer, Editor

May 8, Meeting Info

Our program for the May meeting is our spring plant auction and a repotting clinic. All are invited to bring any orchid plants or orchid related items they want to sell for the auction. This is a silent auction where buyers pencil their bid on an auction slip and the next buyer then comes along and pencils in a higher bid. The highest bidder wins the plant and pays the treasurer what he bid. 25% of the winning bid price goes to GAOS and 75% goes to the seller. Buyers and sellers are responsible for checking with the treasurer that night for payments. We do not accept credit cards so please bring cash or check with you for the auction.

The repotting clinic will include a discussion of the types of potting material and when it is appropriate to use each type. We will also demonstrate the repotting of several kinds of orchids. If you have a plant that needs repotting, you may bring it for our demonstration (1 per member please.)

Grower's Club (Mini) / Meeting Topic:

Topics

Mini:	Potting Media
Program:	Member Plant Auction
Speaker:	Repotting Clinic

Zoom Meeting Details

Follow the link below to join the Zoom Meeting

Time: May 8, 2023 06:30 PM

Join Zoom Meeting

<https://us02web.zoom.us/j/89540134689?pwd=ckpOOWZyUmlCQkVOTEwdlp2YjQrUT09>

GAOS April Meeting Notes

By Pam Everett

GAOS held its regularly scheduled meeting Monday, April 10 in person and on Zoom. Craig Miller called the meeting to order around at 6:40 with a brief “beginners” presentation on internet resources. He cited orchid society sites, orchid vendor sites, online sites, and Facebook pages.

Craig opened the business session by introducing new members John and Eric. Jane Bush stated that GAOS now has 79 members and \$12,322 in its treasury. She also reminded members that plants are needed for the upcoming West Shore Orchid Society show and that plant registration will open April 16 on the WSOS website. Brandon Spannbauer requested that members be sure to provide him with their correct email address.

Following the business session members shared eight plants at the show table, and a brief refreshment break followed.

Russ Vernon from New Vision Orchids delivered a presentation on Lycastes. These orchids are native only to Mexico, Central America, the Caribbean Islands, and South America. Russ shared five keys to growing Lycastes successfully. They require brighter light as with Cattleyas, they require 50% humidity or better (deciduous species can withstand lower humidity in the winter). He also discussed proper watering, good air movement to help prevent plant disease and proper temperatures for days and nights. He then mentioned various potting media including bark mixes, sphagnum moss, Orchiata bark mix, and his own preferred “New Vision” mix which includes 50% coir, 25% fine charcoal, and 25% perlite. Russ then concluded with a discussion of several Lycaste species and hybrids.

The meeting concluded at 9:00.

Monthly Checklist for May and June

By AOS

CATTLEYA

The last of the spring-flowering types -- those that flower from a ripened hard pseudobulb -- will be finishing, while the first summer-blooming types will be showing buds on their rapidly growing, soft pseudobulbs. Both may need potting, as signaled by deteriorating mix, this month. The spring bloomers present no problems, as you will be dealing with fully ripe, well-hardened pseudobulbs. They will be ready to root on the mature front pseudobulb and will establish quickly. The summer bloomers, will be brittle and may be in bud. Nonetheless, experienced growers know that unless potted now, they may not root later, as this type tends to be seasonal in its rooting behavior. Stake the lead growth to avoid breakage. May can still present some changing light conditions that can lead to burning of the foliage if the plants have not been properly acclimatized. Allow them to build up their tolerance to higher light gradually. Changing light and temperatures can also be the source of some frustration when trying to determine when plants need watering. While cattleyas will be entering into a period of rapid growth starting this month, they have still not built up sufficient momentum to be significantly slowed by your missing a day or two of watering owing to dark weather. As always, it is safer to err on the dry side than on the wet. It is important, though, especially to the summer bloomers. Too much shade will cause rapidly developing inflorescences to droop unattractively.

Greater Akron Orchid Society



2023 GAOS Program Calendar

Jan 9	Grow Lights / Preparing Show Plants and Movie "Chasing Ghosts"
Feb 13	Pots / Best Practices for Buying Plants - Eric Sauer
Mar 13	Water / Getting to Know Members and Orchid Basics
Apr 10	Internet Resources / Lycaste - Russ or Cheryl
May 8	Potting Media / Member Plant Auction and Repotting Clinic
Jun 12	Orchid Pests & Problems / Coelogyne - Webinar or speaker
Jul 10	Let's Talk About Your Orchid / Summer Picnic
Aug 14	Buying Orchids on the Internet / Bulbophyllum - Charles Wilson
Sep 11	Getting Orchids to Bloom / Second Plant Auction / Mounting Clinic
Oct 9	Growing Under Lights / Wild, Weird & Wonderful Orchids – Peter Lin
Nov 13	Orchid Stories / Holiday Banquet, Election of Officers
Dec 11	No Meeting



IS THIS FOR YOU?

**The American Orchid
Society Judging
Program**

**is seeking highly
motivated orchid
enthusiasts to join the
judging ranks.**

*Work with other such people
and help maintain our
awards programs and
educational efforts.*

*For more information contact us at
judges@aos.org*

PAPHIOPEDILUM

The *Paphiopedilum* Maudiae types will be well into their season now, so a careful eye should be used toward staking. Do not be too anxious to stake, however. Many of this type, if staked too soon, will develop nodding flowers that do not face the observer. It is better to allow the flowers to ripen naturally, then support the spike right below the ovary for best display. This is especially common in *Paphiopedilum fairrie anum*-derived hybrids. If you have to do something when you first see the emerging spikes, just put the stake in the pot next to the spiking growth. Not only will this help you, but you will be able to see where the spikes are, so you can continue to pay attention to their development. The multifloral types will be entering their most active growth phase, so lots of light, water and fertilizer are called for to mature their large growths. Many will be spiking in the next couple of months, so be on the lookout for the emerging inflorescences. These may benefit from earlier staking than most, as the inflorescences grow so quickly in some cases that they can be quite soft. Again, best support is right below the ovary of the first flower. This will allow the most natural presentation of the blooms.



PHALAEOPSISIS

Except for the latest-spiking plants, all phalaenopsis should be ready for potting or already potted. Because phalaenopsis are tropical plants, they tend to be seasonal in their rooting behavior. The critical point for potting is when new roots emerge from the base of the plant. This is absolutely the best time to repot a phalaenopsis. The summer-flowering types, based on *Doritis* background, have ideally already been potted and are becoming freshly established, ready to support their soon-to-emerge spikes for the summer season. Phalaenopsis potted at the right point in their growth cycle will reestablish almost immediately, with fresh roots growing into the new medium nearly uninterrupted. As soon as the flush of new root growth is seen, begin regular watering and fertilizing to make maximum use of the major growing season. Do not get over-exuberant with your watering, though, allowing water to splash between plants. This can be a source of infection for both water-borne pathogens and viral contamination. Phalaenopsis are much more susceptible to virus than was previously thought. Take extra care to keep your collection free of bacterial and viral problems, which you can accomplish by maintaining a clean growing area.



Disinfecting Pots

By William Stender

Disinfecting and sterilizing orchid pots. After 72 hours in a 10% bleach solution and a good scrub you are supposed to bake them in your oven at 400 degrees for two hours but I have heard horror story of the stink in the house. Well, why do it indoors?!? The grille worked great and no odor! Now onto repotting!!



These photos are fake - made by artificial intelligence/AI Midjourney. It's amazing how far the technology has come in just a few years.



New Orchids to Science

2023 : A new species of *Bulbophyllum* named as *B. sondangii* discovered in Da Lat Plateau (Da Lat Town area, #LamDong Province of southern Vietnam) is described and illustrated. The new species is similar to *B. andersonii* and *B. trongsaense*, but can be distinguished by a short seta at the apex of median sepal and petals; almost entire margin of petals except the fimbriate apex; lip with auricles at base; and stielidia apiculate at apex. The paper presents the taxonomical description, data on distribution, #ecology, phenology and #conservation status, as well as notes and the comparison of the newly described plant with morphologically similar species.


– Novataxa 2023



12 recognized Philippine *Aerides* species, excluding 2 species (*Aerides augustiana* and *Aerides shibatiana*) with doubtful geographical occurrences.

- Derek Cabactulan

1. *Aerides burbidgei*
2. *Aerides cootesii*
3. *Aerides inflexa*
4. *Aerides lawrenceae*
5. *Aerides leeana*
6. *Aerides magnifica*
7. *Aerides migueli*
8. *Aerides quinquevulnera*
9. *Aerides roebelenii*
10. *Aerides savageana*
11. *Aerides turma*
12. *Aerides upcmae*



Derek D. Cabactulan © 2022

Photo Gallery

WSOS Show

April 2023














Photo Gallery

Show Table

April 2023

