

Greater Akron Orchid Society

An Affiliate of the American Orchid Society & the Mid-American Orchid Congress

May 2026

President

Open (if you'd like to assist us please email)

Vice President

Kathleen Martz
catpowell11@gmail.com

Treasurer

Jennifer Pritt
jlpritt@yahoo.com

Secretary

Meghan Harper
sharper1@kent.edu

Editor

Brandon Spannbauer
braxtonds@gmail.com

Trustee

Craig Miller
justcraig@sssnet.com

Previous Meeting Minutes

In our April meeting, we had Kristen Uthus discuss "Cattleya Relatives, The Miniature Collection"

Meeting summary below (Page 4):

Vendor: This orchid won't survive your climate.

Me: Maybe. But I feel like we have a connection. Give me 2.



Announcements

In 2026, we will have hybrid meetings (both In-Person & Zoom). In-Person meeting details below and Zoom details will be included in each newsletter and on our Facebook page
Meetings start at 6:30pm, doors open at 6:00pm

Zoom details below (Page 3):

Next Meeting

**May 11, 2026
Monday, 6:30pm**

Portage Lakes Kiwanis Center
725 Portage Lakes Dr., Akron, Ohio 44319
Start Time: 6:30pm Doors Open: 6:00pm

Topic

Program: **Orchid Repotting Workshop**
Speaker: **Demonstrations (No Speaker)**

Each meeting will have a show table in which everyone is invited to bring in their blooming orchids to show off. This is a great way to see what other members are growing and how they do so

New members and visitors are also invited to bring any plants they wish to show or have questions about

Meeting details below (Page 3):

Website: www.thegaos.com

Facebook: www.facebook.com/theGAOS

Email: greaterakronorchidsociety@gmail.com

Letter from the Editor



Greetings,

We are pleased to be providing these newsletters to GAOS members and the public alike! If you'd like to access our current and past issues please visit our website for PDF downloads.

<https://thegaos.com/newsletters>

For access to our most current club news, information and our direct newsletter emails please join our email list by sending us your email address to be added.

Thanks,

Brandon Spannbauer greaterakronorchidsociety@gmail.com

Greater Cleveland Orchid Society

www.facebook.com/GreaterClevelandOrchidSociety/

www.qcos.org

West Shore Orchid Society

www.facebook.com/WestShoreOrchidSociety/

westshoreorchidsociety.org/

Meeting Schedule

GAOS has hybrid meetings (both In-Person and Virtual) and meets the 2nd Monday of each month (except December) at 6:30pm, at the Portage Lakes Kiwanis Center, 725 Portage Lakes Dr., Akron, Ohio 44319

Members are encouraged to bring blooming orchids from their collection for exhibit. **All are welcome; you do not have to be a member to attend**

Virtual meeting invites will be sent out via email the week before the meeting along with the monthly newsletter

May 11	Repotting Workshop with New Members
Jun 8	Latest Breeding Trends in Phrags – Jim France
July 13	Summer Picnic & Member Plant Auction
Aug 10	Existing Members – How We Grow Our Orchids



2026 GAOS Meeting Information

In 2026, we will continue with our Hybrid Meetings (both In-Person and Virtual.) You can join us either at our normal meeting location or via Zoom where the live meeting will be broadcasted online. Zoom meeting details will be included in the Newsletter before each meeting.

Meeting Location:

Portage Lakes Kiwanis Center
725 Portage Lakes Dr., Akron, Ohio 44319

Doors open: 6:00pm
Main Meeting: 6:30pm

- Remember to bring any orchids in bloom for our Show Table. This is a great way to see what other members are growing and how they do so. New members and visitors are also invited to bring any plants they wish to show or have questions about.

- Virtual portion of the meetings will be conducted via Zoom. It is free to download and use. An email with the invite link will be provided the week before the meeting along with the newsletter for that month. After Zoom is installed on your computer, tablet or phone, all you have to do is click the link to join in.

Please feel free to email any questions or to be added to the email list to receive our newsletter and Zoom meeting links send us a message:

Email: greaterakronorchidsociety@gmail.com

Website: www.thegaos.com

Facebook: www.facebook.com/theGAOS

Thanks,

Brandon Spannauer, Editor

GAOS May 11 Meeting Info

This month we will be having an Orchid Repotting Workshop with New Members, including live demonstrations. All members are welcome to bring their 'new' phalaenopsis or any of their orchids for repotting. Please bring your own supplies including potting mix, pruners, pots.

There will be a demonstration of a phalaenopsis repotting and then our experienced members will assist in repotting any orchids brought in as well as answer all your orchid questions. We will guide new members and teach them about proper orchid repotting and care and why, in hopes of removing any stigma and confusion about caring for these great plants.

Topic

Program: **Orchid Repotting Workshop**
Speaker: **Demonstrations (No Speaker)**

Zoom Meeting Details

Join Zoom Meeting

Topic: GAOS May Monthly Meeting

Time: May 11, 2026 06:30 PM Eastern Time (US and Canada)

Join Zoom Meeting

<https://us06web.zoom.us/j/83475839088?pwd=j65HVTVck47c0r5UgOOGSnOQA2HgFw.1>

Summering Orchids Outside

By Darlene Thompson

Whether you are a windowsill or greenhouse grower, the summer presents a great opportunity to let your orchids enjoy the natural light, air movement, and humidity. Plus, it gives you a chance to clean your growing area and save on energy. In this brief article, I suggest some things to consider when placing your orchids in their new summer homes.

Before taking your plants outside, you should monitor the temperature by checking the Weather Channel or using a min/max thermometer in your growing area. Regardless of the method you chose, you want to make sure the minimum night temperatures outside do not go below the suggested temperatures for your orchids. If you have a variety of orchids, they may not be able to all go outside at once. A good rule of thumb is to not put out your warm growers, like phalaenopsis, until you can plant tomatoes, which is between 50°F and 55°F.

Just as you do anywhere else, you want to make sure your growing area has the right balance of shade and sun. Some outside growers have shade houses for their orchids. For the rest of us, we have to find an alternate way of providing our plants with the right amount of shade. Placing orchids under a shade tree or hanging the orchids from the tree is a great option. Last year, I covered a wire shelving rack with a sheer curtain to protect my orchids from the direct sunlight on my balcony. Be creative and resourceful when finding a safe summer home for your orchids. Avoid placing them directly on the ground as this is an open invitation for creepy critters to invade your pots.

The higher summer temperatures mean more watering. Thankfully, rainfall will help you out a little here. While your orchids will love the occasional shower of fresh, clean rain water, Mother Nature can also over water. When there is heavy rainfall, orchids can become waterlogged, especially if you have potted plants. Waterlogged pots increase the probability for roots and new growth to rot. This is especially true when the rain is accompanied by a cool front. To protect orchids, you can simply place something made of water proof material over your plants when the rains are heavy. This could be a piece of fiberglass or a small tarp. If you have saucers under your pots, empty them after each rainfall or you risk rotting the roots.

Some heat loving plants appreciate the higher summer temperatures. However, those that tend to grow in cool conditions will not. To give my cooler-growing Colmanara (*Odontocidium*) some heat relief, a friendly local grower suggested that I place it inside a large clay pot. I then put the clay pot in a saucer of water. The clay pot wicks up the water from the saucer to help keep the Colmanara cooler on warm days. If you do this, be sure to put stones or packing peanuts between the clay pot and the plastic pot. I found this technique very helpful and plan to repeat it this summer.

Finally, you want to watch out for pests. Make sure you are checking your plants and your growing area ever so often for pests. This includes checking under pots where snails like to hide. Remember the best defense against pests is a healthy plant. Pests target stressed plants, so monitor the condition of your plants. Make sure they are getting the right amount of water, fertilizer, light, and shade.

I hope that you find the article helpful in preparing for summer growing. In addition to these suggestions, be sure to talk to other society members to get additional advice and more specifics about summering your orchids outside in northeast Ohio. Your orchids will love you for it.

Greater Akron Orchid Society



2026 GAOS Program Calendar

Jan 12	Prepping Your Plants for Show – Dave Miller (short presentation)
Feb 9	Native Orchids in Ohio – Ken Mettler
Mar 7-8	GAOS Orchid Show @ Petitti Garden Center – Tallmadge location
Mar 9	How to Grow Orchids / Welcome to New Members – Edgar Stehli
Mar 14-15	GCOS Orchid Show @ Cleveland Botanical Gardens
Apr 13	Cattleya Relatives – Kristen Uthus, owner of New World Orchids
Apr 25-26	WSOS Orchid Show @ Erhnfelt Recreation Center
May 11	Repotting workshop with new members, no speaker
June 8	Latest Breeding Trends in Phrags – Jim France
July 13	Summer Picnic & Member Plant Auction
Aug 10	Existing Members - How we grow our orchids
Aug	Ohio Valley Orchid Fest @ Kettering, Ohio
Sept 14	Kim Feddersen - topic TBD
Oct 12	Orchid Expedition on the Rio Negro, Brazil – Deborah Boersma
Nov 9	Holiday Banquet / Election of Officers
December	No meeting, Happy Holidays!



IS THIS FOR YOU?

**The American Orchid
Society Judging
Program**

**is seeking highly
motivated orchid
enthusiasts to join the
judging ranks.**

*Work with other such people
and help maintain our
awards programs and
educational efforts.*

*For more information contact us at
judges@aos.org*

Monthly Checklist for May and June

By AOS

CATTLEYA

The last of the spring-flowering types -- those that flower from a ripened hard pseudobulb -- will be finishing, while the first summer-blooming types will be showing buds on their rapidly growing, soft pseudobulbs. Both may need potting, as signaled by deteriorating mix, this month. The spring bloomers present no problems, as you will be dealing with fully ripe, well-hardened pseudobulbs. They will be ready to root on the mature front pseudobulb and will establish quickly. The summer bloomers, will be brittle and may be in bud. Nonetheless, experienced growers know that unless potted now, they may not root later, as this type tends to be seasonal in its rooting behavior. Stake the lead growth to avoid breakage. May can still present some changing light conditions that can lead to burning of the foliage if the plants have not been properly acclimatized. Allow them to build up their tolerance to higher light gradually. Changing light and temperatures can also be the source of some frustration when trying to determine when plants need watering. While cattleyas will be entering into a period of rapid growth starting this month, they have still not built up sufficient momentum to be significantly slowed by your missing a day or two of watering owing to dark weather. As always, it is safer to err on the dry side than on the wet. It is important, though, especially to the summer bloomers. Too much shade will cause rapidly developing inflorescences to droop unattractively.

PAPHIOPEDILUM

The *Paphiopedilum* Maudiae types will be well into their season now, so a careful eye should be used toward staking. Do not be too anxious to stake, however. Many of this type, if staked too soon, will develop nodding flowers that do not face the observer. It is better to allow the flowers to ripen naturally, then support the spike right below the ovary for best display. This is especially common in *Paphiopedilum* fairrieanum-derived hybrids. If you have to do something when you first see the emerging spikes, just put the stake in the pot next to the spiking growth. Not only will this help you, but you will be able to see where the spikes are, so you can continue to pay attention to their development. The multifloral types will be entering their most active growth phase, so lots of light, water and fertilizer are called for to mature their large growths. Many will be spiking in the next couple of months, so be on the lookout for the emerging inflorescences. These may benefit from earlier staking than most, as the inflorescences grow so quickly in some cases that they can be quite soft. Again, best support is right below the ovary of the first flower. This will allow the most natural presentation of the blooms.



PHALAENOPSIS

Except for the latest-spiking plants, all phalaenopsis should be ready for potting or already potted. Because phalaenopsis are tropical plants, they tend to be seasonal in their rooting behavior. The critical point for potting is when new roots emerge from the base of the plant. This is absolutely the best time to repot a phalaenopsis. The summer-flowering types, based on Doritis background, have ideally already been potted and are becoming freshly established, ready to support their soon-to-emerge spikes for the summer season. Phalaenopsis potted at the right point in their growth cycle will reestablish almost immediately, with fresh roots growing into the new medium nearly uninterrupted. As soon as the flush of new root growth is seen, begin regular watering and fertilizing to make maximum use of the major growing season. Do not get over-exuberant with your watering, though, allowing water to splash between plants. This can be a source of infection for both water-borne pathogens and viral contamination. Phalaenopsis are much more susceptible to virus than was previously thought. Take extra care to keep your collection free of bacterial and viral problems, which you can accomplish by maintaining a clean growing area.



When Can I Put My Orchids Outside?

By Dave Miller

Now that spring is approaching, we want to get our orchids outside as quickly as possible. It is now late April approaching May and we are at the height of desire to get our orchids jump started for the Summer. Well, nice plan, and in past years, a good plan. But, Mother Nature has her ways and not always fitting our ways. I generally put half of my orchid collection outside for the Summer (notice I did not say Spring). Keep in mind that most of our orchids are tropical and do not like extended periods of temperatures below 60 degrees. I use the general rule of "orchids outside between Memorial Day and Labor Day". In some years I am lucky to put them out May 15 and keep many out past September 15 approaching October 1. However, I have damaged some of my orchids staying out till October.

I know of other orchidists who are willing to move their plants in and out each day and night to get that early breath of warm weather but I am not one of those. Where others are willing to carry them to the garage each night, I am not. When I put my plants out, they stay out. About two weeks ago when the weather was routinely in the 40-50's overnight, I put out my cold-loving orchids. Cymbidiums, nobile Dendrobiums, Dendrobium moniliforme and Neofinetia (Vanda) falcata all tolerate very cold temperatures so some years they go out in late March. As you can see by the photos, Mother Nature tricked me and the overnight temps went back down to the 20's and snowed. Oops. Now, these plants will tolerate snow but not frost so a game of risk is in play. As I awoke that morning several weeks ago, they were snowbound. So, in they came and have remained so ever since. They are just fine.

On April 20th, we had a hard frost and even my *Bletilla striata* clumps got frost-bitten. These are hardy perennial orchids that grow in my flower garden. I have had these clumps for several years but as you can see in the photo, the frost killed all of the tender growth. I don't know the extent of damage yet, perhaps losing only recent growth but possibly losing all of the flowers. Yikes. Even Carolyn Bolton in Pittsburgh has suffered the same fate on her *Bletilla* clumps.

I have found that four months of Ohio Summer is enough time to encourage strong flowering of most of my orchids. Be patient and you will be rewarded with blooms in time for show season next year.

Stubborn Orchids


By Brandon Spannbauer

This series is dedicated to showing off blooms that never make it to a meeting. If you have any stubborn orchids, send photos to be included in a future newsletter: greaterakronorchidsociety@gmail.com




NoID Phalaenopsis

I grow all of Phalaenopsis together hanging in pots on a wire racking attached to a wall in my basement where they can take over an area all to themselves. It provides beautiful blooms all year round but they are nearly impossible to remove because their roots attach to everything.




B. Adrian Hamilton (*B. perrinii* x *B. nodosa*)

This *Brassavola* took quite awhile for me to really appreciate it. I needed to grow it to a sufficient size that it blooms most months year-round. I grow this in a hanging clay pot very close to the lights on my hanging wall. Here it gets bright light and dries quickly. Now that it sends out multiple new growths at a time, it can produce a nice flush of flowers together.



Cycnoches Mass Confusion (*Cyc. chlorochilon* x *Cyc. warscewiczii*)

This is my first *cycnoches* orchid that I received as the member plant during the holiday party 2023. It has large blooms and a sweet scent. *Cycnoches* like a winter rest with little to no water for a few months.



Catasetum *saccatum*

Catasetum is a genus that I'm still working on. This is a 1st bloom on a plant that I've had for 4 years. They have a distinct growing season where they require a lot of water followed by a dormant, dry season in the winter. Getting the water schedule down is key to flowering I think.

New Orchids to Science

A new, critically endangered jewel orchid species, *Corybas boholensis*, from forest over limestone on Bohol Island, Philippines. This diminutive species, belonging to the *C. pictus*, is distinct in having a deep red flower and a truncate, warty dorsal sepal with 9–11 veins at its widest point near the apex. This is the fifth species of *Corybas* recorded for the Philippines.— *Novataxa* 2020



Upcoming 2026 Orchid Events

Windswept in Time Orchids

Open House – May 23-24: 11am – 5pm
8066 Skyline Dr., Broadview Heights, OH 44147
<https://windsweptorchids.com/>

Ohio Valley Orchid Fest

Aug 22-23 Kettering Ohio
Emmanuel Lutheran Church
4865 Wilmington Pike
Kettering, Ohio
<https://www.ohiovalleyorchidfest.com/>

NEWS from the Great Lakes Judging Center

AOS plant judging takes place the 3rd Saturday each month. Judging is always open to the public and anyone is invited to bring plants for the AOS judges to look at them. AOS awards given are the responsibility of the exhibitor.

For 2026, our meetings begin at 10:30 AM Eastern Time with any judging center business and then an educational talk by judges or other featured speakers. AOS judging begins no later than 1 PM Eastern Time. The Great Lakes Judging Center is responsible for AOS judging in the region spanning Michigan, Northern Indiana, and Northern Ohio.

Judging sessions are held at Washtenaw Community College located at 4800 E. Huron River Dr. Ann Arbor, Michigan 48105. Activities take place in the Morris Lawrence building. Parking is ample and free. Dress is casual and all are welcome to bring lunch or snacks for themselves as no food is provided.

Upcoming Schedule:

May 16 There is no education for this month, instead we will have our semi-annual business meeting at our normal Washtenaw CC location. AOS Judging will begin no later than 1:00 PM EDT.

June 20 Steve Gonzalez-Costa from Minnesota will be our speaker. Topic to be determined. AOS Judging will begin no later than 1:00 PM EDT.



July 18 Daniel Mok of the GLJC will be our speaker on “Leafless Orchids”. AOS Judging will begin no later than 1:00 PM EDT.






For more information contact Dave Miller at dcjmpasmil@aol.com, especially if you are not familiar with the location or process.

Photo Gallery

WSOS Orchid Show

April 25-26, 2026








Photo Gallery

Meeting Show Table

April 2026

