

PLEASE NOTE:

This survey was conducted in Feb. 2020 to gauge interest of the neighborhood's desire to upgrade the Westchester pool and community space.

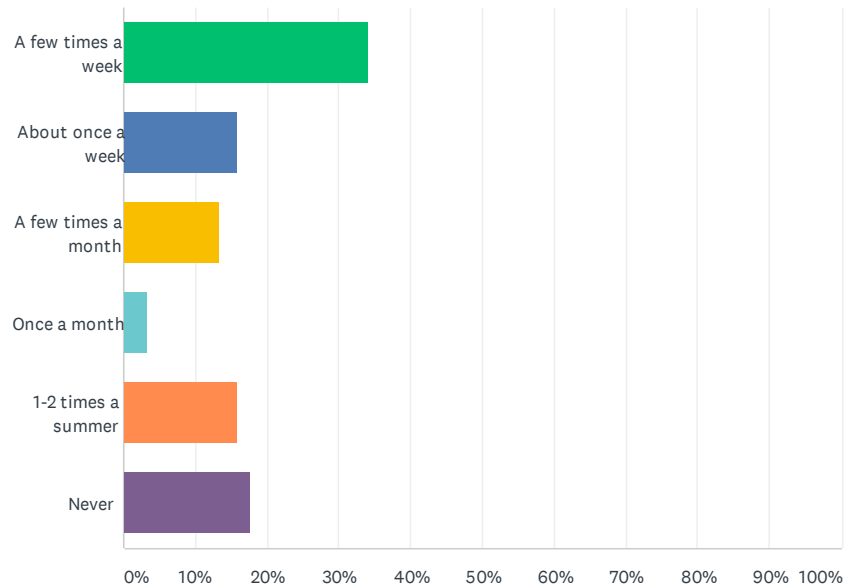
It is not the current data shaping the outcome of the Westchester Pool and Clubhouse Project.

Due to the lack of survey participation and pandemic delays, the 2021 Feedback Form was launched in September 2021 to obtain updated feedback.

Thank you

Q1 During the summer, how often do you visit the Westchester pool?

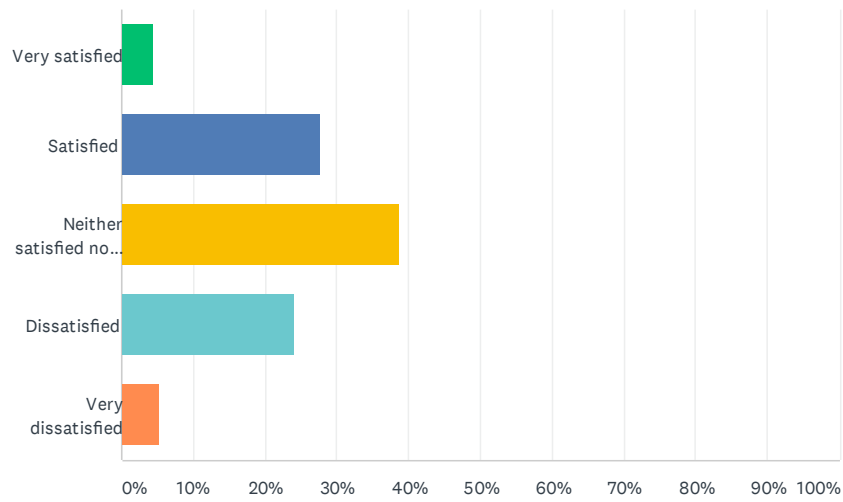
Answered: 120 Skipped: 1



ANSWER CHOICES	RESPONSES	
A few times a week	34.17%	41
About once a week	15.83%	19
A few times a month	13.33%	16
Once a month	3.33%	4
1-2 times a summer	15.83%	19
Never	17.50%	21
TOTAL		120

Q2 How would you rate your overall experience with the pool and clubhouse facilities?

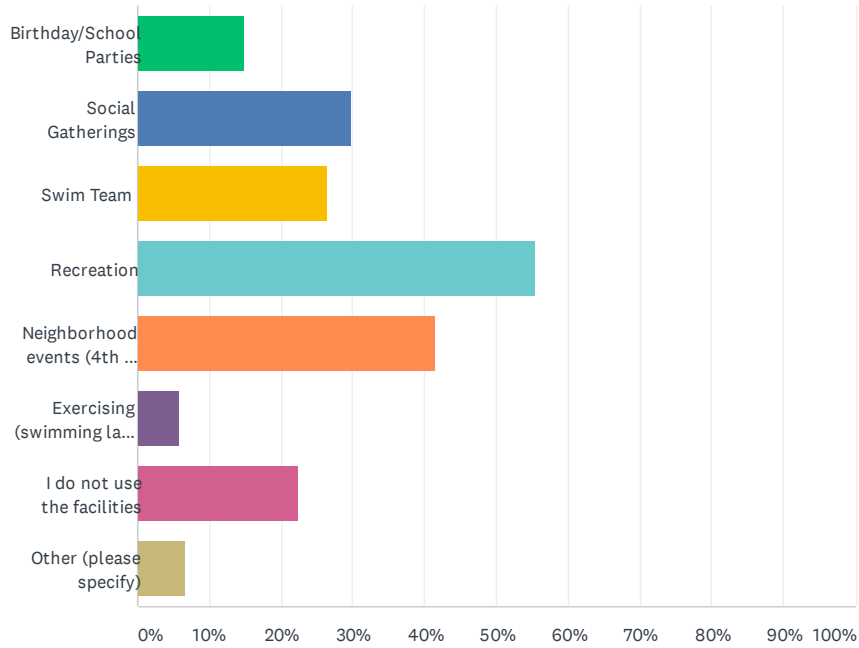
Answered: 116 Skipped: 5



ANSWER CHOICES	RESPONSES	
Very satisfied	4.31%	5
Satisfied	27.59%	32
Neither satisfied nor dissatisfied	38.79%	45
Dissatisfied	24.14%	28
Very dissatisfied	5.17%	6
TOTAL		116

Q3 How do you currently use the pool / clubhouse / pavilion?

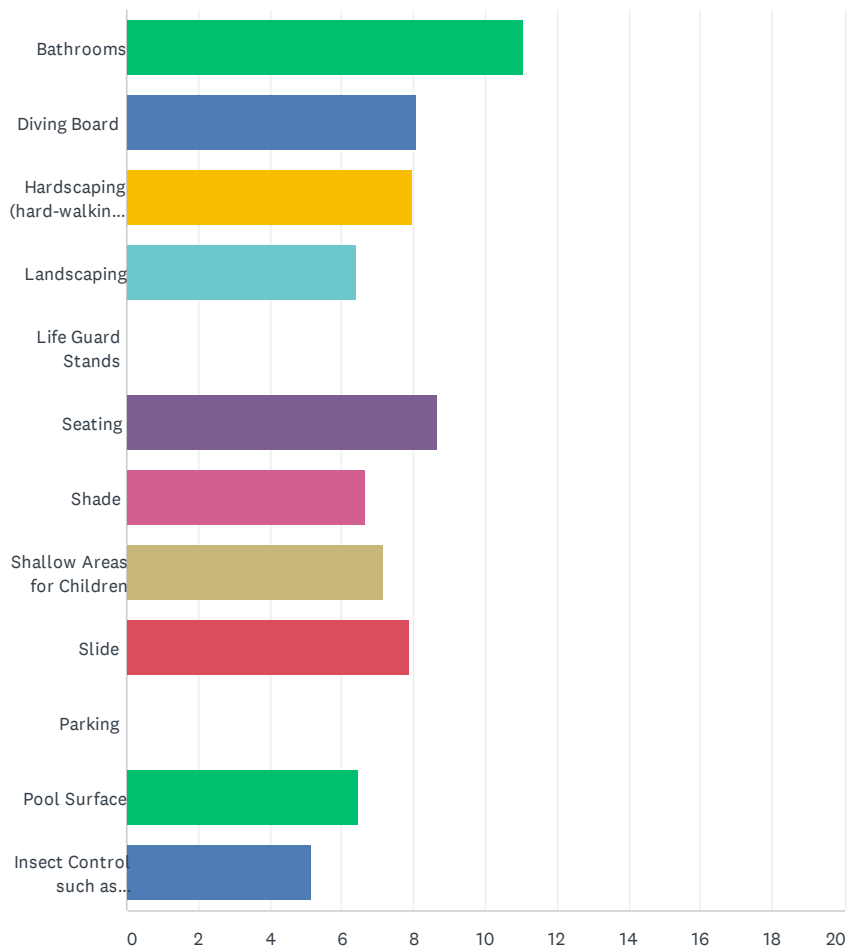
Answered: 121 Skipped: 0



ANSWER CHOICES	RESPONSES
Birthday/School Parties	14.88% 18
Social Gatherings	29.75% 36
Swim Team	26.45% 32
Recreation	55.37% 67
Neighborhood events (4th of July, Movie Night)	41.32% 50
Exercising (swimming laps / water aerobics)	5.79% 7
I do not use the facilities	22.31% 27
Other (please specify)	6.61% 8
Total Respondents: 121	

Q4 What needs the most attention? Rank the following options in order of priority, 1 being the the most in need of attention or repair.

Answered: 113 Skipped: 8

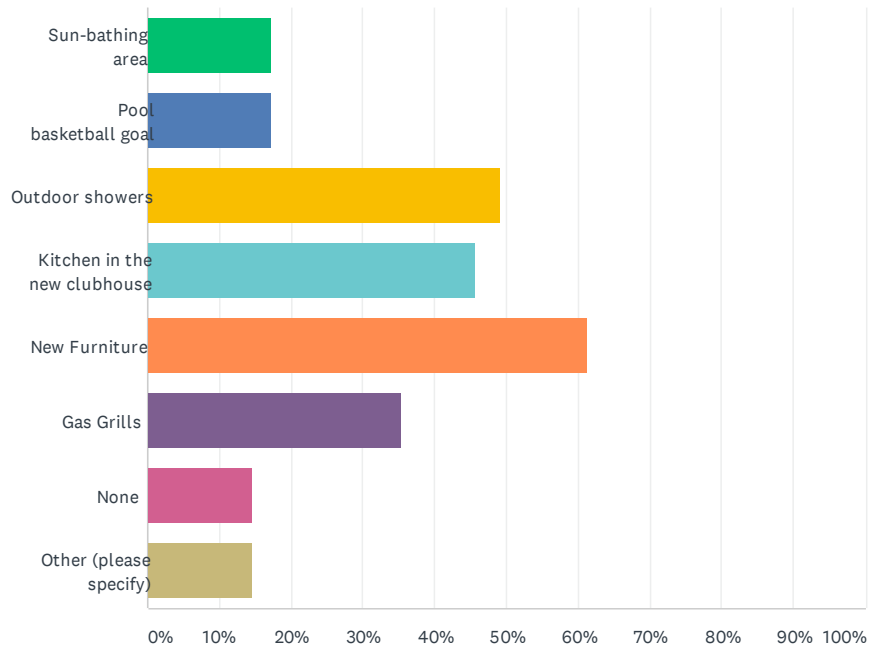


Westchester Community Space Feedback Survey

	1	2	3	4	5	6	7	8	9	10	11	12	TOTAL
Bathrooms	66.37% 75	10.62% 12	7.96% 9	4.42% 5	5.31% 6	1.77% 2	0.88% 1	1.77% 2	0.88% 1	0.00% 0	0.00% 0	0.00% 0	11
Diving Board	0.95% 1	19.05% 20	15.24% 16	20.00% 21	4.76% 5	10.48% 11	10.48% 11	9.52% 10	3.81% 4	5.71% 6	0.00% 0	0.00% 0	10
Hardscaping (hard-walking surfaces)	3.74% 4	9.35% 10	19.63% 21	12.15% 13	14.95% 16	14.02% 15	9.35% 10	6.54% 7	5.61% 6	4.67% 5	0.00% 0	0.00% 0	10
Landscaping	1.87% 2	5.61% 6	4.67% 5	12.15% 13	11.21% 12	9.35% 10	10.28% 11	14.95% 16	17.76% 19	12.15% 13	0.00% 0	0.00% 0	10
Life Guard Stands	0.00% 0	0.00% 0	0.00% 0	0.00% 0	0.00% 0	0.00% 0	0.00% 0	0.00% 0	0.00% 0	0.00% 0	0.00% 0	0.00% 0	0
Seating	4.63% 5	14.81% 16	12.96% 14	17.59% 19	21.30% 23	16.67% 18	11.11% 12	0.93% 1	0.00% 0	0.00% 0	0.00% 0	0.00% 0	10
Shade	3.70% 4	3.70% 4	5.56% 6	8.33% 9	10.19% 11	15.74% 17	21.30% 23	11.11% 12	12.04% 13	8.33% 9	0.00% 0	0.00% 0	10
Shallow Areas for Children	10.38% 11	12.26% 13	7.55% 8	6.60% 7	7.55% 8	3.77% 4	11.32% 12	16.98% 18	9.43% 10	14.15% 15	0.00% 0	0.00% 0	10
Slide	7.41% 8	15.74% 17	19.44% 21	6.48% 7	8.33% 9	5.56% 6	5.56% 6	12.96% 14	12.96% 14	5.56% 6	0.00% 0	0.00% 0	10
Parking	0.00% 0	0.00% 0	0.00% 0	0.00% 0	0.00% 0	0.00% 0	0.00% 0	0.00% 0	0.00% 0	0.00% 0	0.00% 0	0.00% 0	0
Pool Surface	1.89% 2	8.49% 9	5.66% 6	6.60% 7	7.55% 8	14.15% 15	12.26% 13	12.26% 13	25.47% 27	5.66% 6	0.00% 0	0.00% 0	10
Insect Control such as Mosquito Mist System	0.00% 0	3.77% 4	2.83% 3	7.55% 8	8.49% 9	7.55% 8	5.66% 6	10.38% 11	10.38% 11	43.40% 46	0.00% 0	0.00% 0	10

Q5 What features would you like added to the pool area?

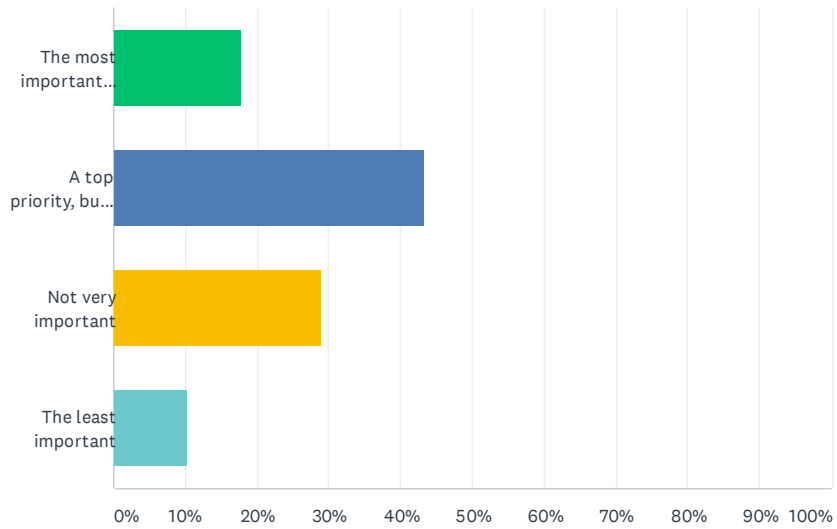
Answered: 116 Skipped: 5



ANSWER CHOICES	RESPONSES
Sun-bathing area	17.24% 20
Pool basketball goal	17.24% 20
Outdoor showers	49.14% 57
Kitchen in the new clubhouse	45.69% 53
New Furniture	61.21% 71
Gas Grills	35.34% 41
None	14.66% 17
Other (please specify)	14.66% 17
Total Respondents: 116	

Q6 How important is it to have clubhouse at the pool?

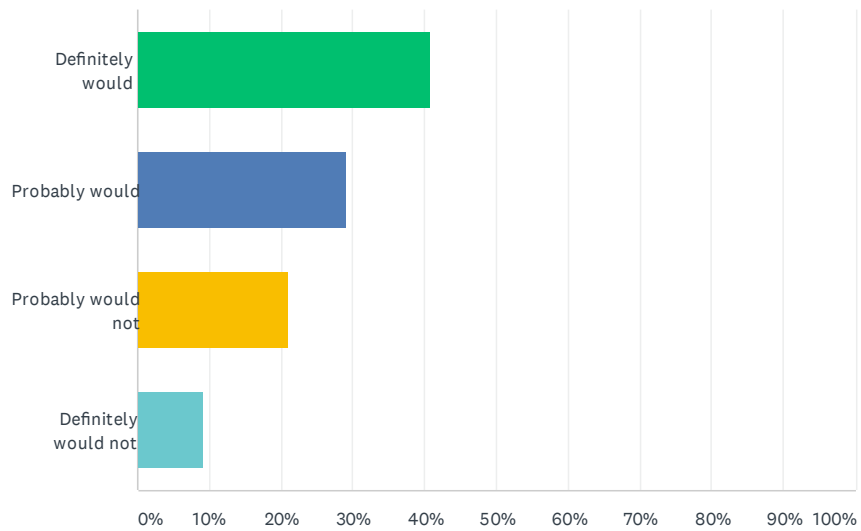
Answered: 118 Skipped: 3



ANSWER CHOICES	RESPONSES	
The most important priority	17.80%	21
A top priority, but not the most important	43.22%	51
Not very important	28.81%	34
The least important	10.17%	12
TOTAL		118

Q7 If a clubhouse was available, would you consider it as a rental venue for a gathering such as a birthday party, scout meeting, baby shower, etc.?

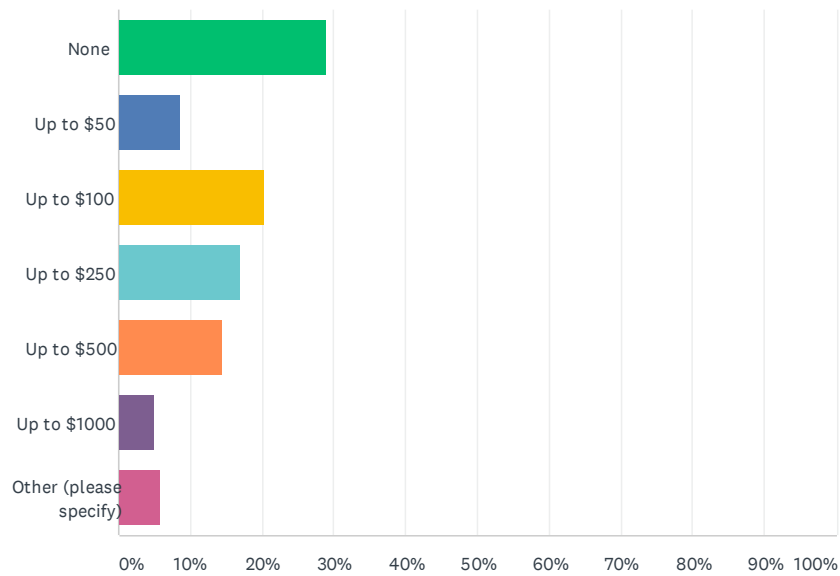
Answered: 120 Skipped: 1



ANSWER CHOICES	RESPONSES	
Definitely would	40.83%	49
Probably would	29.17%	35
Probably would not	20.83%	25
Definitely would not	9.17%	11
TOTAL		120

Q8 At the annual HOA meeting, some residents expressed interest in donating money to pay for the pool upgrades. What amount would you be willing to donate?

Answered: 118 Skipped: 3



ANSWER CHOICES	RESPONSES	
None	28.81%	34
Up to \$50	8.47%	10
Up to \$100	20.34%	24
Up to \$250	16.95%	20
Up to \$500	14.41%	17
Up to \$1000	5.08%	6
Other (please specify)	5.93%	7
TOTAL		118

Q9 Please share any other comments you have below:

Answered: 33 Skipped: 88