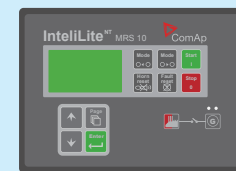




- The Deutz water cooled, 4 cylinder, 4.760cc engine is an electric start (remote start function available).
- The generator comes ATS prepared, so can easily be connected to an automatic transfer switch if required.
- A 180L fuel tank allows the generator to run for 12 hours (at 50% load) before refuelling.
- Slow running at 1500rpm, means that engine noise levels are at a minimum whilst machine life is extended compared to higher rpm diesel generators.
- Brushless AVR alternators deliver a smooth power output, suitable for both sensitive electrical equipment as well as more general white goods. The generator is suitable for industrial and business use.
- The digital control panel gives instant visibility for oil level & pressure, water temperature, battery charge levels and low running on engine.
- There is an emergency stop function for immediate disable.
- Service or maintenance activity is easily accessed via the large doors of the weather-proof canopy.

GENERATOR SET	MAX POWER (kW / kVA)	96 / 120
	RATED POWER (kW / kVA)	87 / 109
	FREQUENCY (Hz)	50
	VOLTAGE (V)	230
	MAX / RATED CURRENT (A)	173 / 157
	CONTROLLER	IL-NT MRS 10
	ATS PORT	INCLUDED
	FUEL TANK (L)	180
	BATTERY (Ah)	2 X 12V-80AH
	RUNTIME (hrs) @ 50% / 100%	12 / 8.4
ENGINE	NOISE LEVEL @ 7m 50% LOAD (dB)	70
	POWER FACTOR (COSφ)	0.8
	ENGINE MODEL	BF1013EC
	RPM	1500
	DISPLACEMENT (cc)	4,760
	SPEED REGULATION	MECHANICAL
	STARTING METHOD	ELECTRIC
	OIL CAPACITY (L)	16
	No. OF CYLINDERS	4
	COOLING	WATER
ALTERNATOR	ALTERNATOR	274D
	VOLTAGE REGULATION	AVR / BRUSHLESS
ALARMS	LOW OIL PRESSURE	YES
	LOW BATTERY VOLTAGE	YES
	HIGH WATER TEMPERATURE	YES
	LOW OIL LEVEL	YES
	LOW ENGINE SPEED	YES
	EMERGENCY STOP	YES
LOGISTICAL DATA	NET WEIGHT (kg)	1634
	ON SITE FORKLIFT REQUIRED	YES
	DIMENSIONS L X W X H (mm)	2720 X 1050 X 1510

	MEASUREMENTS
	GENERATOR VOLTAGE
	GENERATOR CURRENT
	GENERATOR FREQUENCY
	POWER FACTOR
	OIL PRESSURE
	COOLANT TEMPERATURE
	BATTERY VOLTAGE
	ENGINE ROTATING SPEED
	ENGINE HOURS RUN
	BREAKER
	MCB (0~125A)
	MCCB (125~1000A)
	POWER OUTPUT AREA
	TERMINALS U.V.W.N.PE 3 X SINGLE PHASE SOCKETS



MRS 10

MANUAL AND REMOTE
START CONTROLLER




MRS 16

MANUAL AND REMOTE
START CONTROLLER WITH
SUPPORT FOR EFI ENGINES

	MRS10	MRS16
PIN PASSWORD	YES	YES
RS232/485 INTERFACE	OPTIONAL	OPTIONAL
FAULTS REPORT	NO	YES
MULTI-LANGUAGE FUNCTION	YES	YES


SSP Accessories	SSP
Battery Charger (Included as Standard with an ATS)	£55
2m Flexible Exhaust Extension	£55
Three Way Valve for External Tank (Pair)	£160
Water Heater (Fitted)	£220
Remote Monitoring System (Ethernet)	£399
Remote Monitoring System (GSM)	£599

RECOMMENDED SPARE PARTS



REF.	SPARE PARTS NAME	QTY
	AIR FILTER CORE	1
	OIL FILTER ELEMENT	1
	TURBO OIL FILTER ELEMENT	1
	FUEL FILTER ELEMENT	1

OPTIONAL ACCESSORIES



REF.	ACCESSORIES NAME	QTY
	ATS BOX & 30m CABLES: ATS1-200A	1
	WATER HEATER 1000W	1
	INTELLIGENT BATTERY CHARGER 24V	1
	24 HOURS FUEL TANK	1