


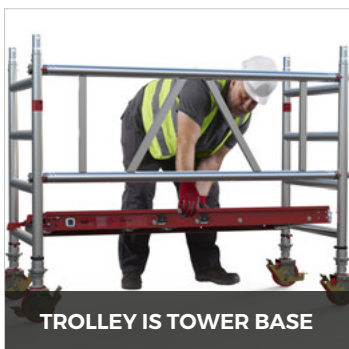




MI TOWER+

**ONE MAN QUICK-ASSEMBLY ACCESS TOWER
FOR USE BY TWO MEN**

QUICK SPECS

MiTOWER+ is a bigger **MiTOWER**. One person is still easily able to assemble and dismantle it, but the 1.5m long platform means that two people can work from it. All of the innovation, safety and convenience of a **MiTOWER**, in a larger access tower.



KEY FEATURES:

- ✓ WORKING HEIGHTS UP TO 8M
- ✓ ONE MAN BUILD TOWER
- ✓ TWO MAN USE TOWER
- ✓ LESS THAN 15 MINUTES ASSEMBLY
- ✓ SAFE ASSEMBLY
- ✓ STRONG & ROBUST
- ✓ SMALL FOOTPRINT
- ✓ GREAT ALTERNATIVE TO SW LADDERSPAN TOWER
- ✓ EN 1004 CLASS 3 COMPLIANT



+44 (0)1244 833 933




info@popupproducts.co.uk




popupproducts.co.uk

POP UP

PRODUCTS LIMITED




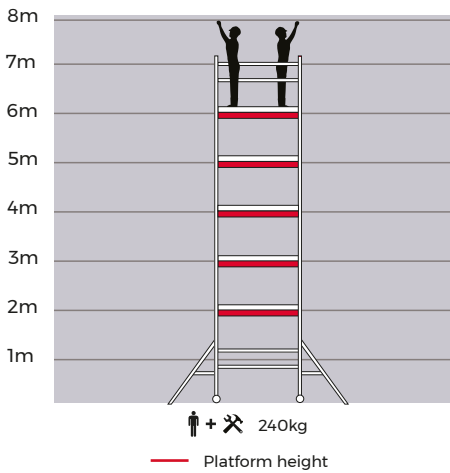
**EASY-HANG
COMPONENT HANGERS**



**EASY-CLIP FRAME
CLIPS**



TWO MAN USE



**EASY-LOCK COUPLERS
ON STABILISERS**

WORKING HEIGHTS

SPECIFICATIONS	4M	5M	6M	7M	8M
OVERALL LENGTH (MM)	1,620	1,620	1,620	1,620	1,620
OVERALL WIDTH (MM)	728	728	728	728	728
OVERALL HEIGHT (M)	4	5	6	7	8
PLATFORM DIMENSIONS (MM)	1472 x 610	1472 x 610	1472 x 610	1472 x 610	1472 x 610
PLATFORM HEIGHT (M)	2	3	4	5	6
STABILISER FOOTPRINT	3.9 (L) x 3.1 (W)	3.9 (L) x 3.1 (W)	3.9 (L) x 3.1 (W)	3.9 (L) x 3.1 (W)	3.9 (L) x 3.1 (W)
TOWER WEIGHT (KG)	87.20	114.80	126.05	153.65	164.90



+44 (0)1244 833 933



info@popupproducts.co.uk



popupproducts.co.uk