

FOURTH of JULY



Letter: X

Number: 10

Color: GRAY

Shape: CIRCLE



Why do we teach the 4th of July to our young learners?

The fourth of July celebrates the Declaration of Independence was adopted declaring the United States as an independent country no longer under the rule of Great Britain.

It is celebrated each year on July 4th. You can do these activities with your young learners: Talk about the meaning of the 4th of July, discuss the meaning of the American flag, teach patriotic songs to them, read books about American history, watch a movie about heroes or visit a local historical museum.





Note to Parents and Teachers:

This may be your first time to use this curriculum. The children will have fun using early childhood teaching thoughts as the activities are handpicked for children ages two to six to enjoy learning and having fun.

The themes will revolve around the children's curiosity and interests. Most of the activities will be around early literacy and numeracy, as preparation for the big school; Kindergarten.

If you have concerns about the pages in this site, please direct them to: Ms. Brenda or email it to mambrenbf312@gmail.com

Thank you for being an advocate of early literacy.

Have fun and enjoy!

Mam BREN Felizarte



Lesson For The Week

This week's lesson will be about the celebration of the fourth of July. We will be showing young children how to safely celebrate fourth of July. They will be learning new words like, patriot, independence, flag, blue and red, firecrackers, food, and family celebration.

Goals for this week:

1. Trace the upper and lower case letter X,
2. Recognize object names that begin with the letter X,
3. Match pictures and name words with initial "x",
4. Make sets of objects that is equal to 10,
5. Recognize gray objects around them and start naming them,
6. Trace and make their own circles,
7. Make logical connections while working with patterns,
8. Recognize rhymes using pictures while reading after the teacher,
9. Develop phonemic awareness through pictures.

Domains and skills developed:

1. Fine motor skills: Tracing, writing, drawing, cutting, and coloring
2. Social & emotional: Identifying, observing, and naming things that they see around them
3. Cognitive: Recognize numbers, letters, colors, and shapes
4. Language & communication: Talk about their favorite color and shape, developing simple answers to simple questions, naming the four kinds of weather
5. Physical: Action songs and reciting nursery rhymes

Name: _____

MY LETTER "X"



Color the letter X, gray.



Name: _____

Connect the dashes to make your own X.



Name: _____

Practice tracing upper and lower case X.



Name: _____

Circle the uppercase letter X's.

X

x

X

x

X

X



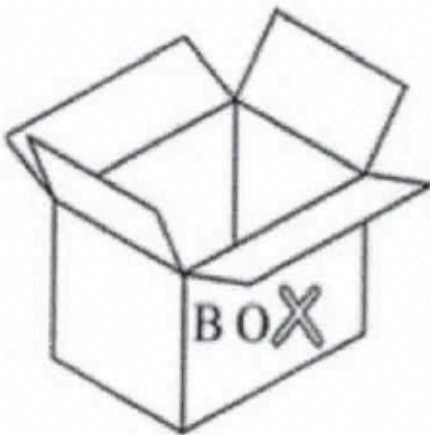


x

X

Box the lower case letter x.


Name: _____

Trace words that has an x.



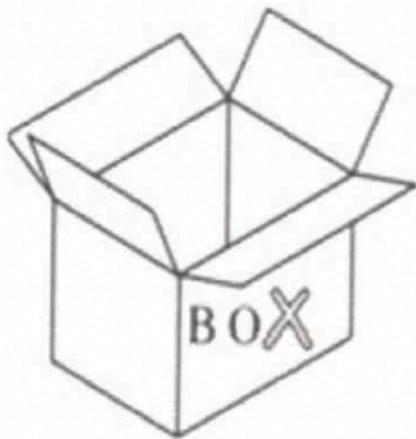
Name: _____

Fill in the missing letter x.



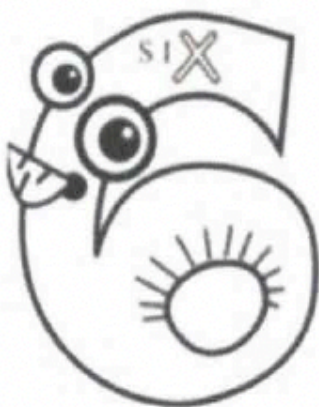
I see an orange fox.

f o _____



I see a blue box.

b o _____




I see a red six.

s i _____

Name: _____

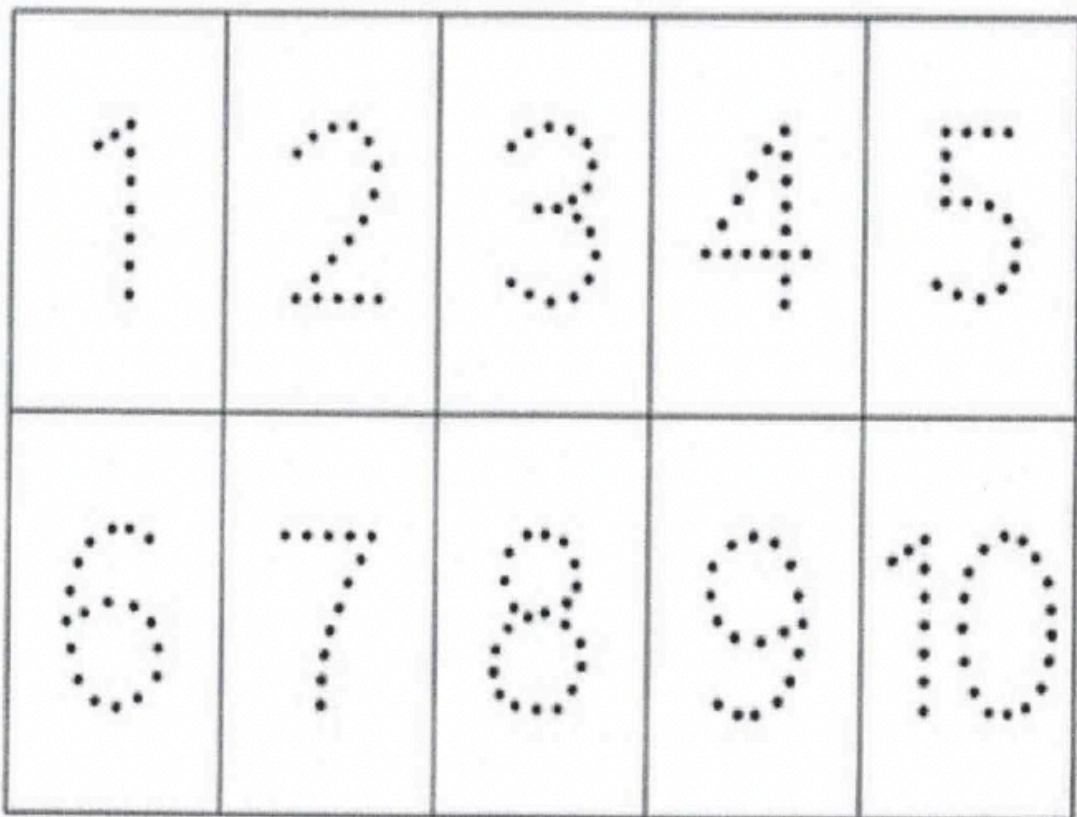
Trace the number 10.



Name: _____

Count up to 10. Trace the numbers below.

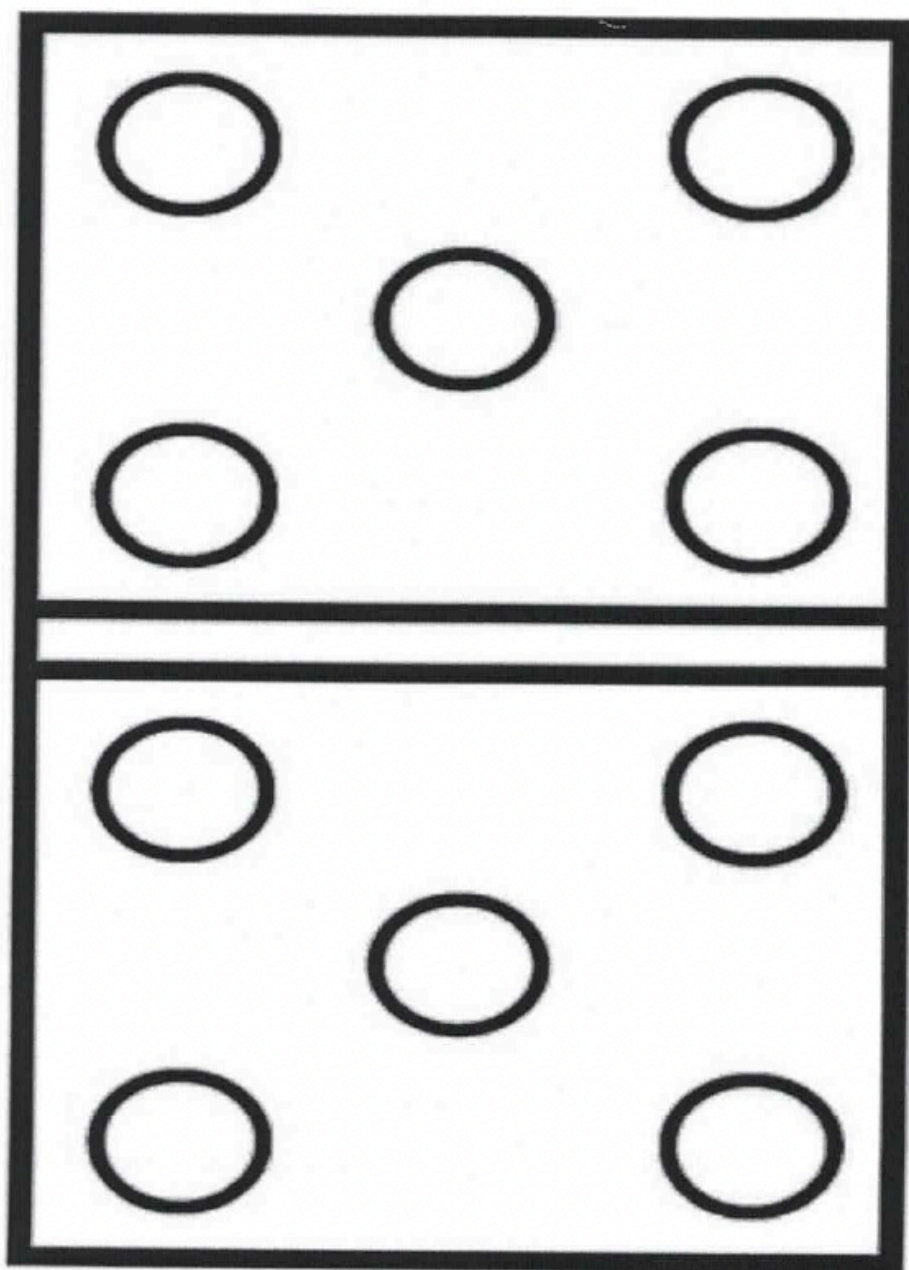
1 3 5 7 9
2 4 6 8 10



Name: _____

Count the dots. Write the total dots in the box.

$$5 + 5 = \square$$



Name: _____

Circle the number ten.

10

11

20

19

14

18

10

15

9

16

12

13

10

17

14

10

16

8

12

13

10

20

Name: _____

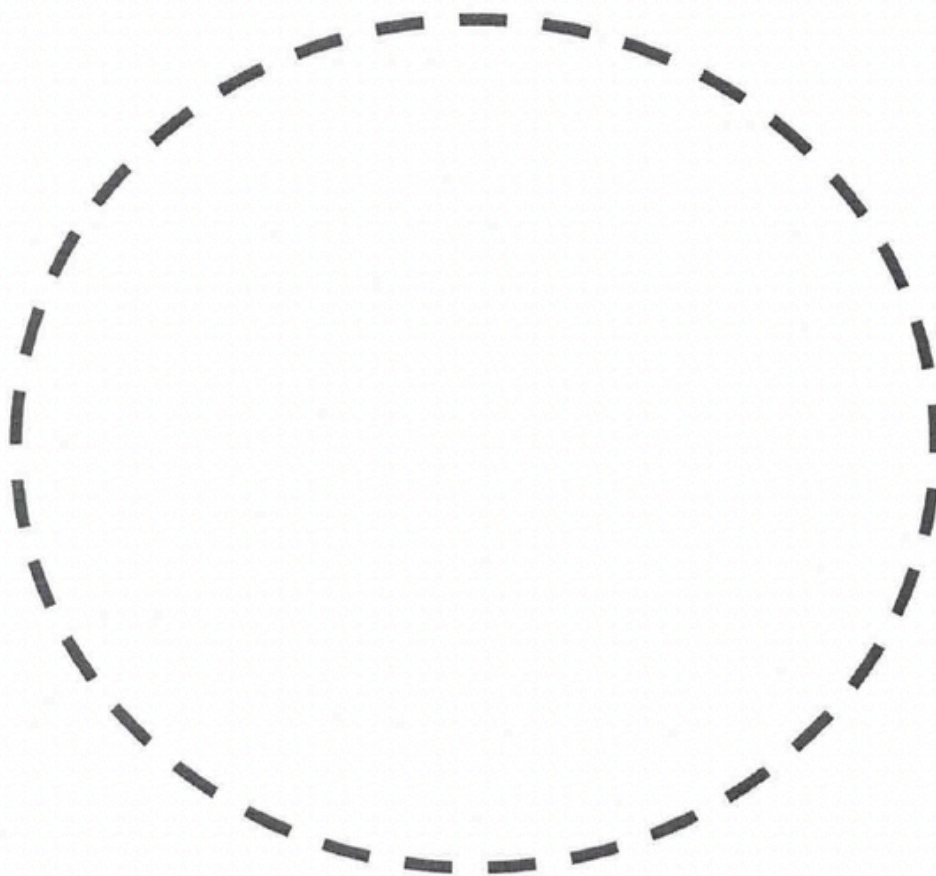
Draw 10 sprinkles.



ten 10

Name: _____


Trace the dashes and make your
own circle.



Tell your young learners that circles, like wheels are round shapes. Reinforce this by making a circle with your hand. Ask them to make their circles with their hands.

Name: _____

Things that are Grey



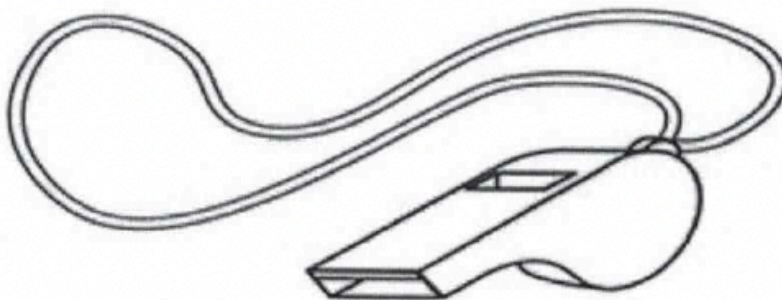
dolphin

Grey

rock



pan



whistle

Trace the names. Read the names after the teacher.

Name: _____

The cat is gray.

gray




This is a cat.

Name: _____

The pan is gray.

gray




This is a pan.

Name: _____

This shark is gray.

gray



Name: _____

Art and Craft for Kids

Color the American Flag: Alternate Red and Blue.
Color the square blue and the stars remain white.





Name: _____

Color the template using the colors of the American flag.



Special Thanks

These products are made possible with incredible fonts and clipart from:



www.smittenwithfirstblog.com

www.thestayathometeacher.com



Canva
<https://www.canva.com>

www.teacherspayteachers.com