

# CAMPING & PICNICS



**Picnic**

Letter: B

Number: 8

Color: YELLOW

Shape: SQUARE



## Why do children need to know camping and picnics?

There are so many things to learn about summer, when camping and picnics are part of the opportunity for family bonding, with children having improved mental health, the outside environment promotes physical health pluses and children building better behavior after calling them around for self-reflection time.

Doing these with our young learners, will help them be aware of the benefits they will get when camping and going on picnics



# Lesson for the Week

This week's lesson is interesting and highly recommendable. We will be learning about the benefits children get from camping and going out on picnics with family. This week they will see the many essential things they can do outside and experience the beauty of the world and help them develop strong muscles and prevent diseases and improve mental health.

## Goals for this week:


1. Trace the upper and lower case letter B,
2. Recognize object names that begin with the letter B,
3. Match pictures and name words with initial "b",
4. Make sets of objects that is equal to 8,
5. Recognize yellow objects around them and start naming them,
6. Trace, cut and make their own squares,
7. Make logical connections while working with patterns,
8. Recognize rhymes using pictures while reading after the teacher,
9. Develop phonemic awareness through pictures.

## Domains and skills developed:

1. Fine motor skills: Tracing, writing, drawing, cutting, and coloring
2. Social & emotional: Identifying, observing, and naming things that they see around them
3. Cognitive: Recognize numbers, letters, colors, and shapes
4. Language & communication: Talk about their favorite color and shape, developing simple answers to simple questions, naming the four kinds of weather
5. Physical: Action songs and reciting nursery rhymes


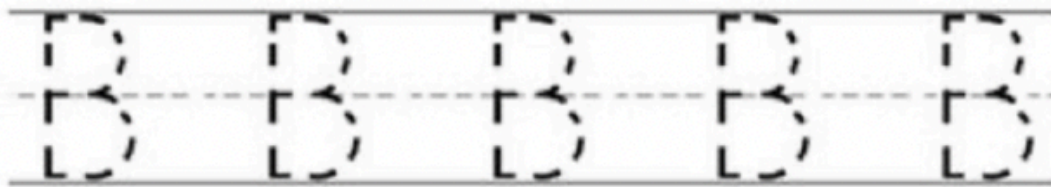
Name: \_\_\_\_\_

Trace the letter B



Name: \_\_\_\_\_

Practice writing the letter B.



Name: \_\_\_\_\_

Circle the uppercase letter B's.

b

B

B



b



B

B

B

b



b

B

Box the lower case better b.

Name: \_\_\_\_\_

Color each letter B.



Use yellow to color the letter "b".

Name: \_\_\_\_\_

Color the squares with the letter “b”.

b	b	b	b
n	e	a	b
r	b	b	b
o	b	p	v

Name: \_\_\_\_\_

Draw a line from the picture to the correct word.



ball



bat



box



butterfly



boat

Name: \_\_\_\_\_

Fill in the missing letter b.



\_\_\_\_\_ utterfly



\_\_\_\_\_ ox



\_\_\_\_\_ oat



\_\_\_\_\_ all



\_\_\_\_\_ at

Name: \_\_\_\_\_

Trace the words that begin with the letter b.



butterfly



box



boat



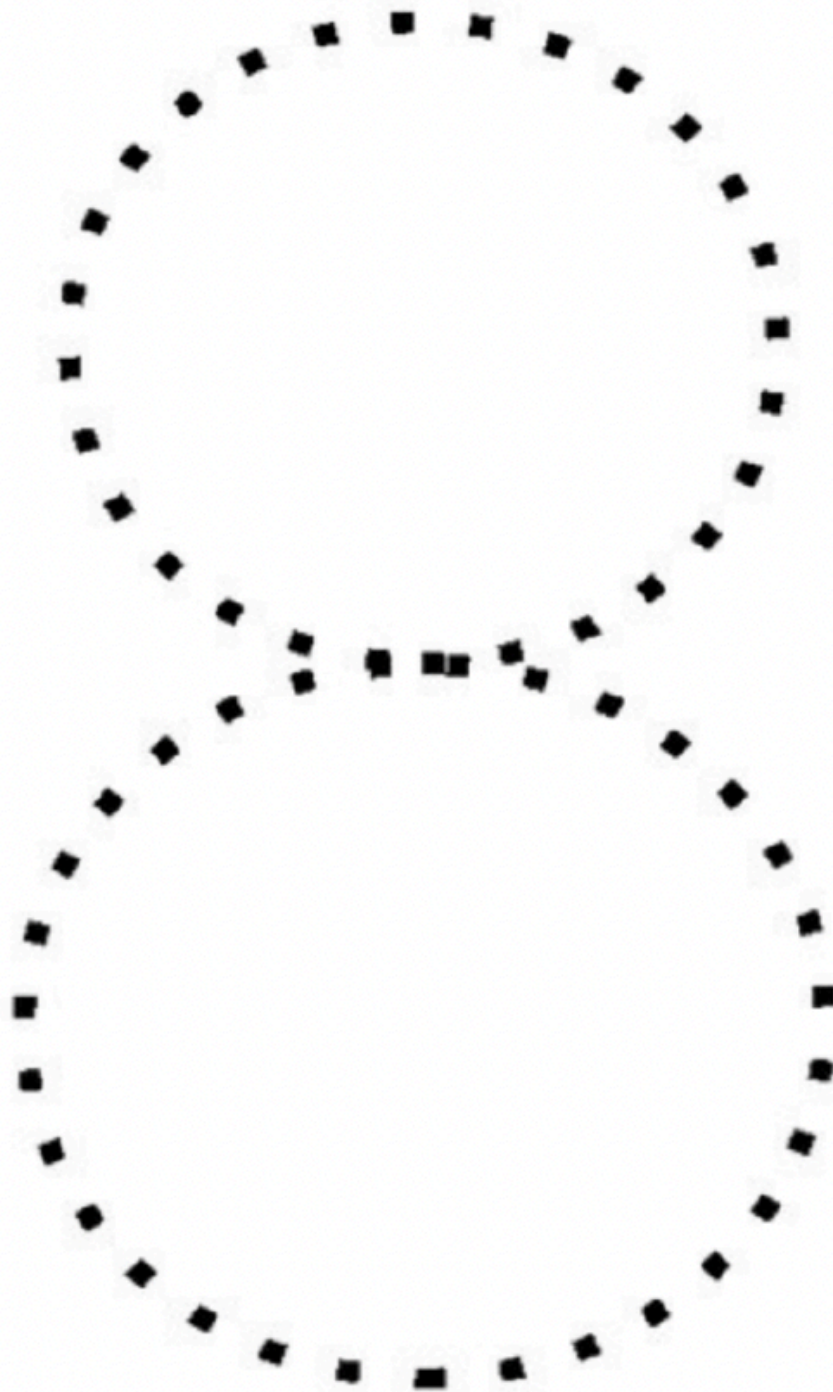
ball



bat

Name: \_\_\_\_\_

Trace the number 8 by connecting the dots.



Name: \_\_\_\_\_

Circle the number eight.

8

7

1

8

5

2

3

9

8

7

4

8

5

1

3

5


2

8

Name: \_\_\_\_\_

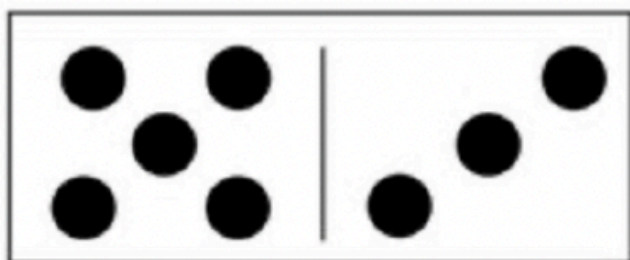
Count the dots together to find the sum.

# Number 8 Domino Addition




$$6 + 2$$

$$= \square$$



$$5 + 3$$

$$= \square$$



$$\square + \square$$

$$= \square$$

**Words that  
begin with  
the letter B**

Name: \_\_\_\_\_




This is a bag.

Name: \_\_\_\_\_



This is a banana.

Name: \_\_\_\_\_




This is a barn.

Name: \_\_\_\_\_



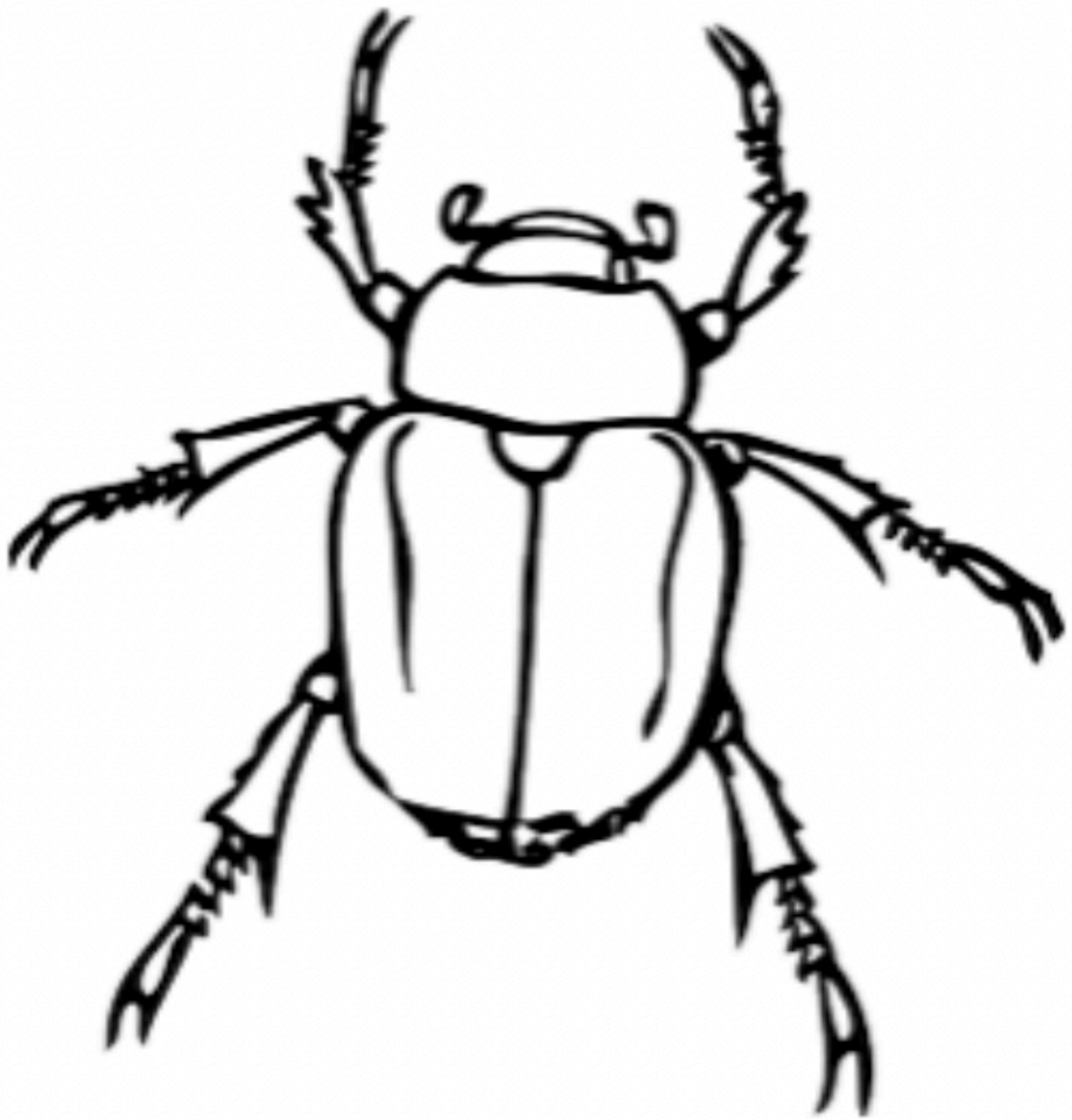
This is a bat.

Name: \_\_\_\_\_



This is a bear.

Name: \_\_\_\_\_



This is a beetle.


Name: \_\_\_\_\_

# Yellow flower



Name: \_\_\_\_\_

# Yellow lemon



Name: \_\_\_\_\_

# Yellow duck



Name: \_\_\_\_\_



This is a square. It has four equal sides.  
Trace the square.

Name: \_\_\_\_\_

Name of each picture. Circle the letter for its beginning sound.

n

h


s



y

d

b



v

i

w

