

June Week 1

SUMMER THEME



Letter: L

Number: 13

Color: YELLOW

Shape: CRESCCENT



What is about summer?

In the summer seasons, the sun is very active, which means that nature gets a lot of energy from the sun, to support life, breeding and feeding, lots of greenery outside!

Some of the topics we can discuss and let them explore during summer would be: cooking lessons, gardening, ice cream mixing, bubbles, rain and rainbows, and the list keeps going on and on...



Lesson For The Week

This week's lesson will be about summer. It will be a wonderful topic in this time of the year more so in summer, we can bring them to explore outside or even discover that there are different activities they can do as they walk outdoors. SUMMER IS FUN!

Goals for this week:


1. Trace the upper and lower case letter L,
2. Recognize object names that begin with the letter L,
3. Match pictures and name words with initial "l",
4. Recognize and trace the numbers 13,
5. Begin counting items and draw objects up to 13,
6. Recognize yellow objects around them and start naming them,
7. Trace and make their own crescents,
8. Make logical connections while working with patterns,
9. Recognize rhymes using pictures while reading after the teacher,
10. Develop phonemic awareness through pictures.

Domains and skills developed:

1. Fine motor skills: Tracing, writing, drawing, cutting, and coloring
2. Social & emotional: Identifying, observing, and naming things that they see around them
3. Cognitive: Recognize numbers, letters, colors, and shapes
4. Language & communication: Talk about their favorite color and shape, developing simple answers to simple questions, naming the four kinds of weather
5. Physical: Action songs and reciting nursery rhymes

Name: _____


Try connecting the dashes below to make your first "L"



Name: _____

This is upper case "L". Color the big L yellow. Color the leaves, green. Trace the upper case letters.

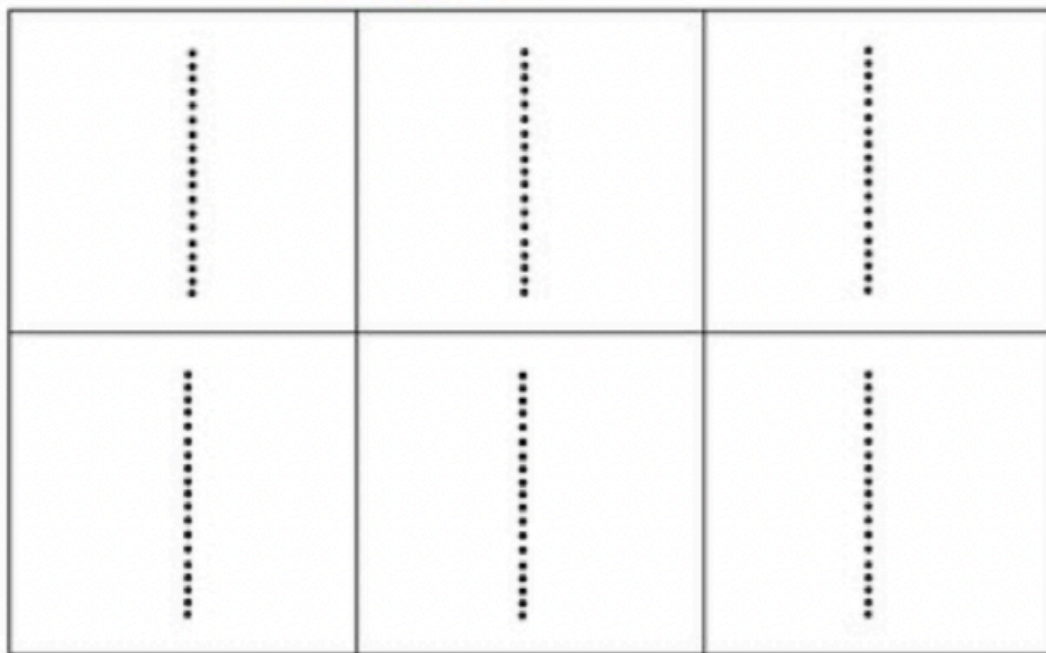
Uppercase Letter L



Name: _____

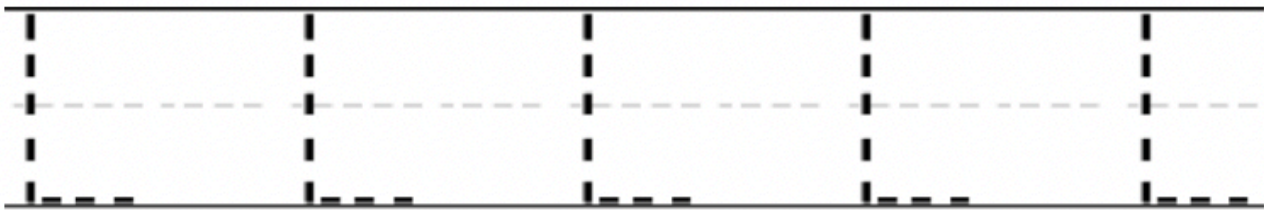
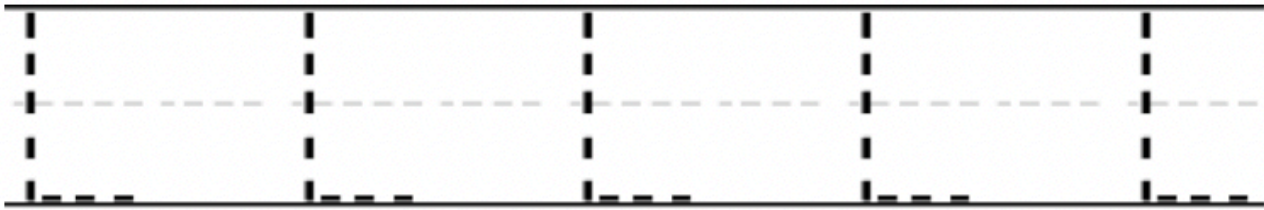
This is lower case "l". Color it yellow. Color the lion, brown. Trace the lower case letters.

Lowercase Letter l




Name: _____

Practice writing the upper and lower case "L"



Name: _____

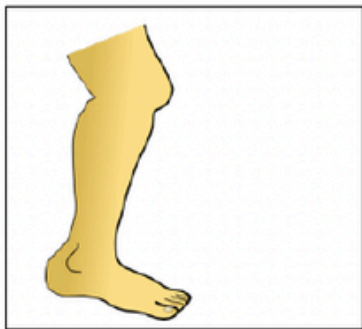
Let's learn some "L-words":



lollipop



leaf




leg




lime

Name: _____

Let's learn more "L-words":




lake



lion



lamb



lobster

Name: _____

Fill in the missing letter "l":



_____ e m o n



_____ e g



_____ i o n




_____ i g h t



_____ o l l i p o p

Name: _____

Trace the number 13 with your pencil:



Name: _____

Circle the number thirteen.

13

9

20

19

14

18

10

15

16

3

13

13

10

17

14

11

16

31

13

12

11

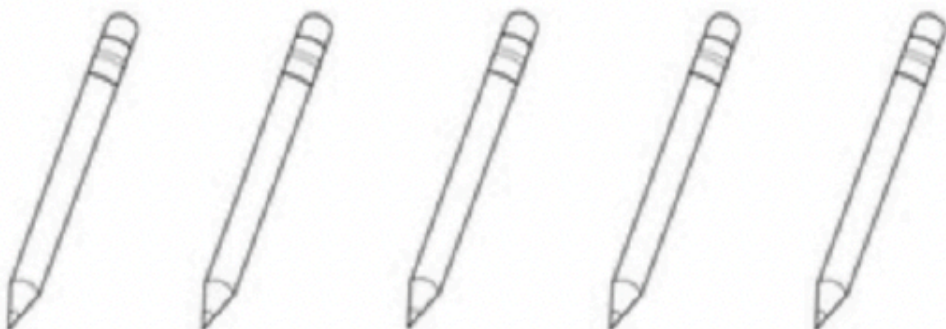
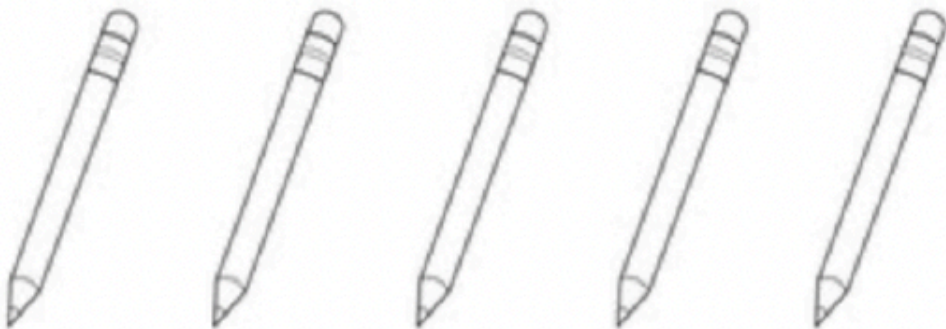
8

Name: _____

How many pencils are there?

Circle the correct number.

10 11 12 13 14 15



Name: _____

Trace and color the number 13.



Name: _____


Color this banana, yellow.

Banana



Name: _____

This is a sunflower. It is yellow. Color the sunflower.




Name: _____

This is a school bus. It is yellow. Color the school bus yellow.




Name: _____

This apple is yellow. Color it yellow.



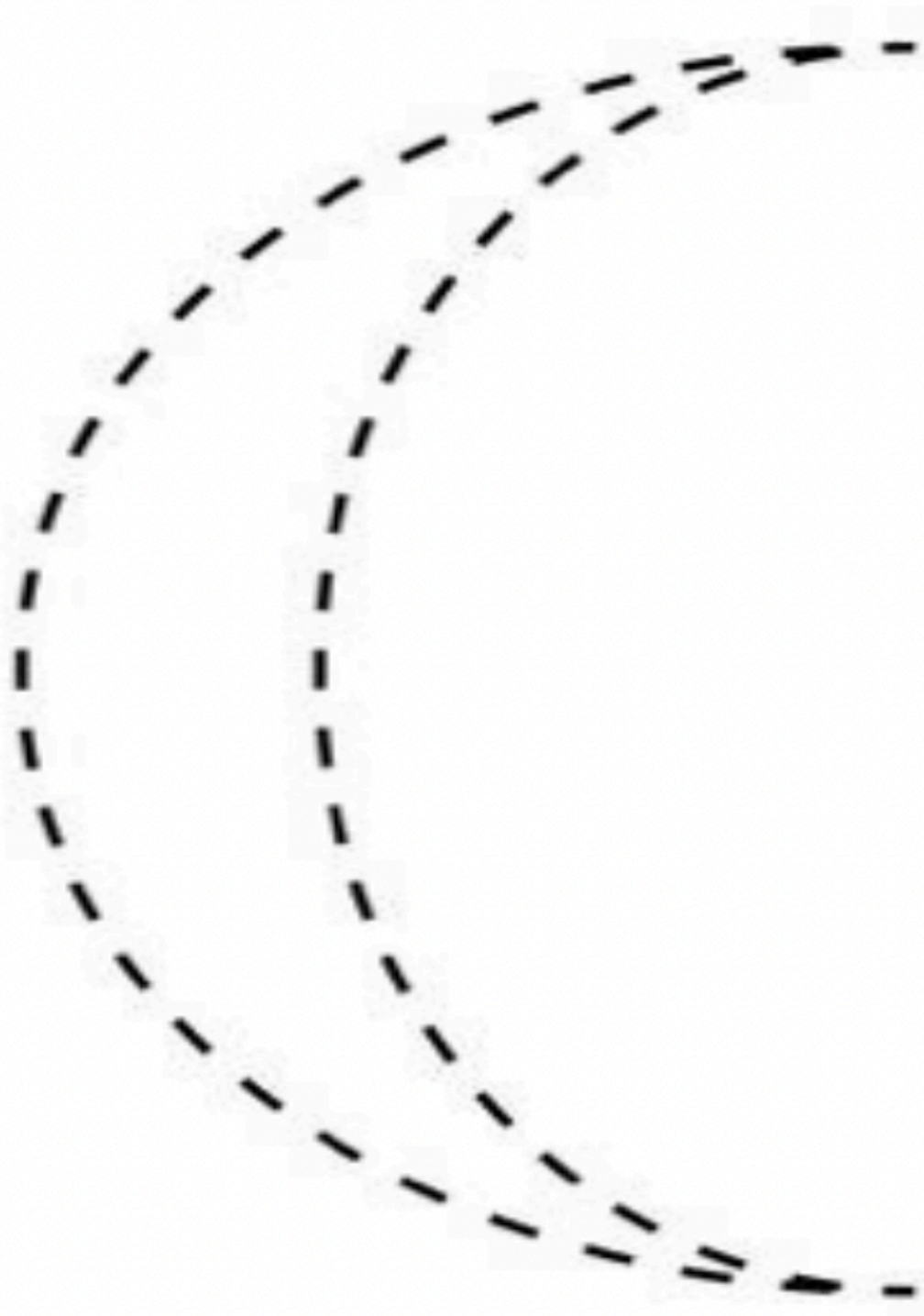
Name: _____

Connect the dots to form a crescent.



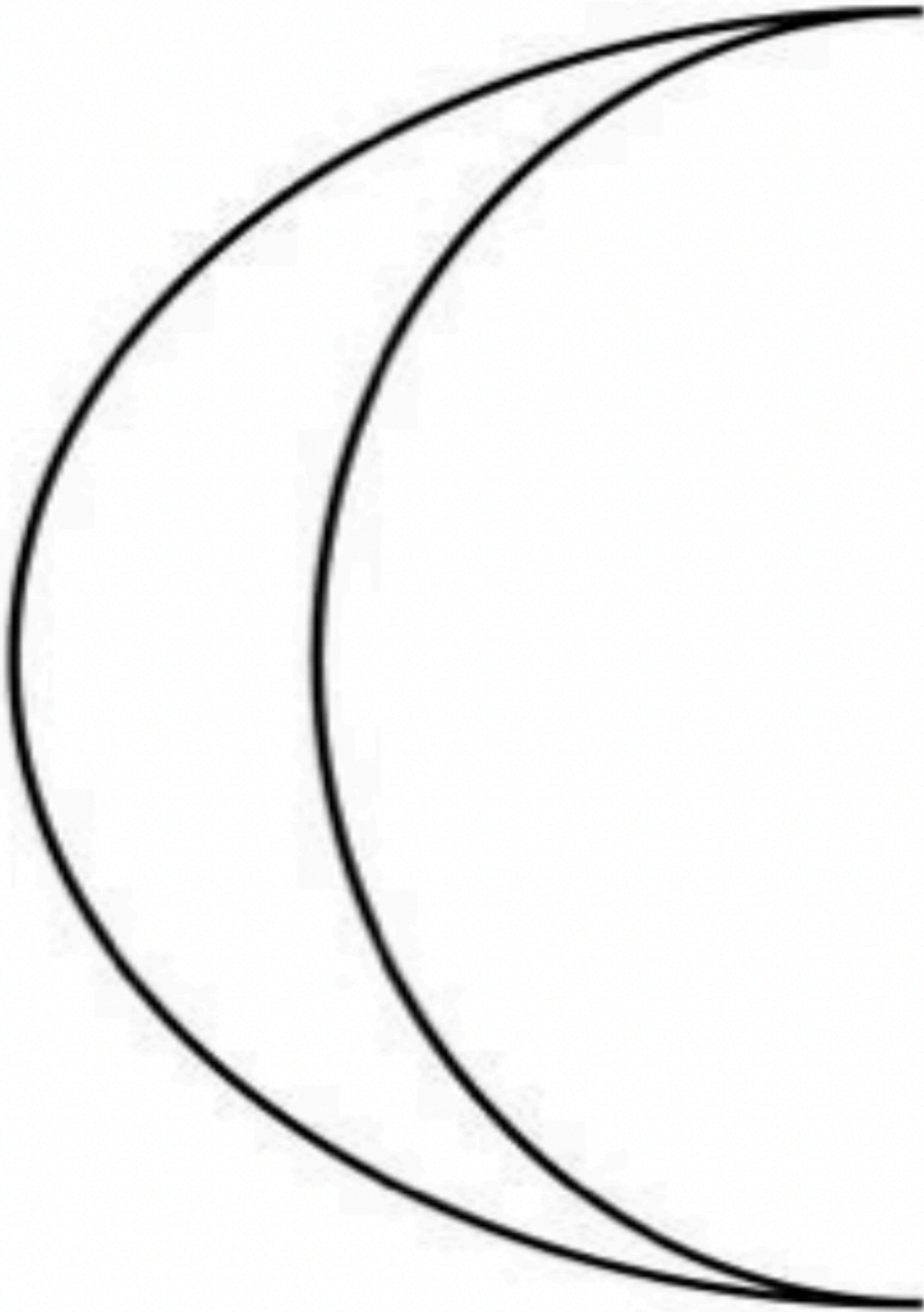
Name: _____

Trace the crescent below.



Name: _____

This is a moon. Color it yellow.



Name: _____

Beginning Sounds

Say the name of each picture. Circle the letter that makes its beginning sound.



p r s



b p u




a b t



a r q

Special Thanks

These products are made possible with incredible fonts and clipart from:



www.smittenwithfirstblog.com

www.thestayathometeacher.com

www.teacherspayteachers.com

 <https://www.canva.com>