

FATHERS' DAY



Letter: Q

Number: 13

Color: BLACK

Shape: SQUARE



How do you celebrate Fathers' Day with your young kiddos?

Fathers' Day is a wonderful way to celebrate the important relationship between your child and their dad. Fathers' Day is traditionally celebrated on the first Sunday of September each year. On this day, it's a lovely time to step back and reflect and mark the role fathers' play in the lives of their children.



Lesson For The Week

This week's lesson will be about Fathers' Day. It will be a timely way to mark the year with the fathers' contributions to the family and the community as a whole. We can have a lively discussion of what they do with their fathers on this special day. It will be a different experience for our young learners.

Goals for this week:

1. Trace the upper and lower case letter Q,
2. Recognize object names that begin with the letter Q,
3. Match pictures and name words with initial "q",
4. Make sets of objects that is equal to 13,
5. Recognize black objects around them and start naming them,
6. Trace and make their own squares,
7. Make logical connections while working with patterns,
8. Recognize rhymes using pictures while reading after the teacher,
9. Develop phonemic awareness through pictures.

Domains and skills developed:

1. Fine motor skills: Tracing, writing, drawing, cutting, and coloring
2. Social & emotional: Identifying, observing, and naming things that they see around them
3. Cognitive: Recognize numbers, letters, colors, and shapes
4. Language & communication: Talk about their favorite color and shape, developing simple answers to simple questions, naming the four kinds of weather
5. Physical: Action songs and reciting nursery rhymes


Name: _____

Try connecting the dashes below to make your first "Q"



Name: _____

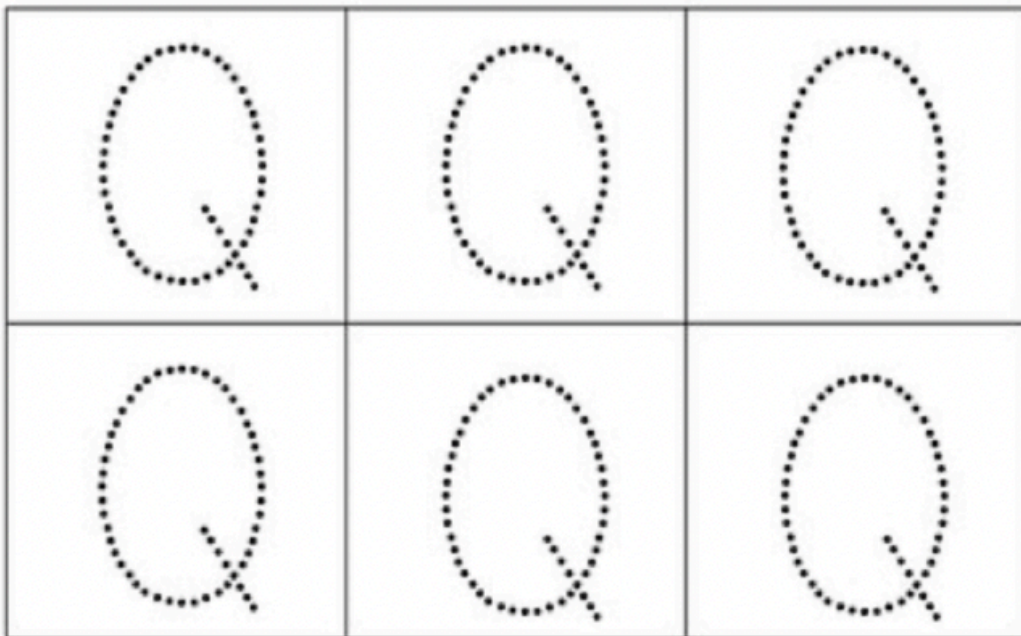
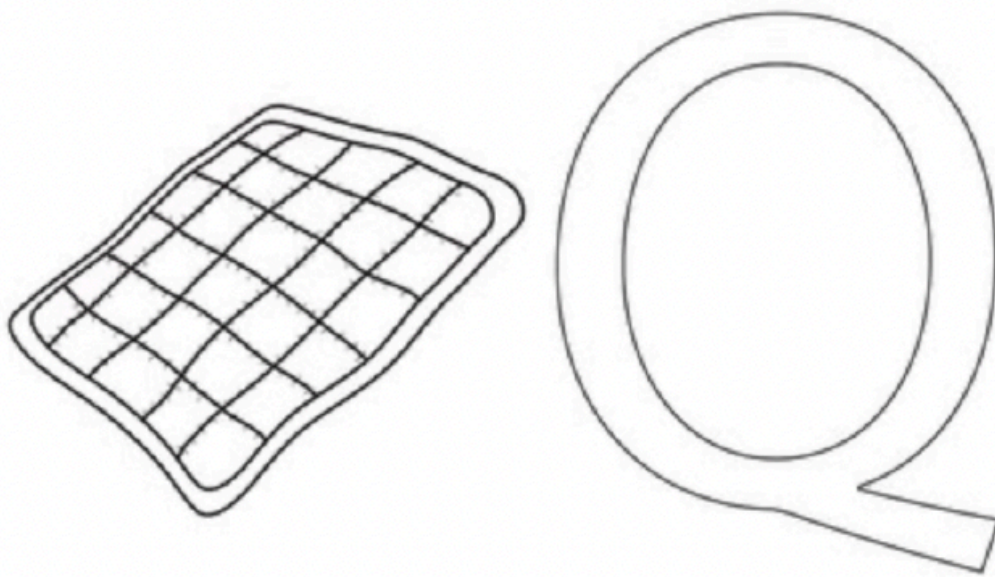
Trace and color the letter Q.



Name: _____

This is upper case "Q". Color the big Q black. Color the quilt, green. Trace the upper case letters.

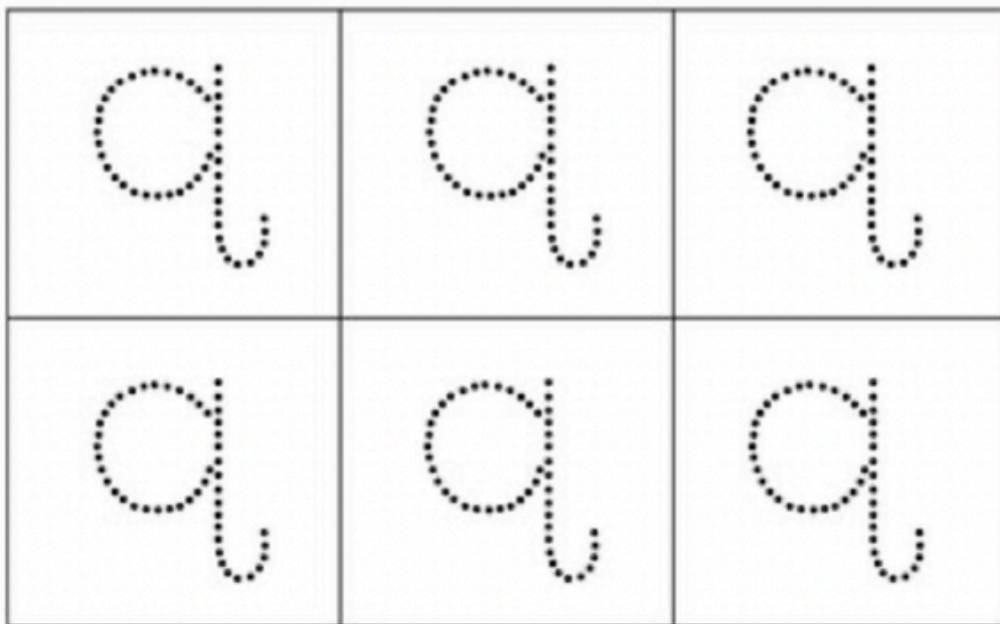

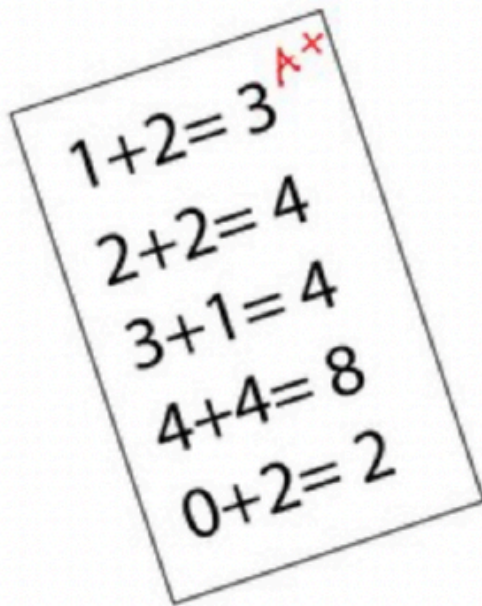
Uppercase Letter Q



Name: _____

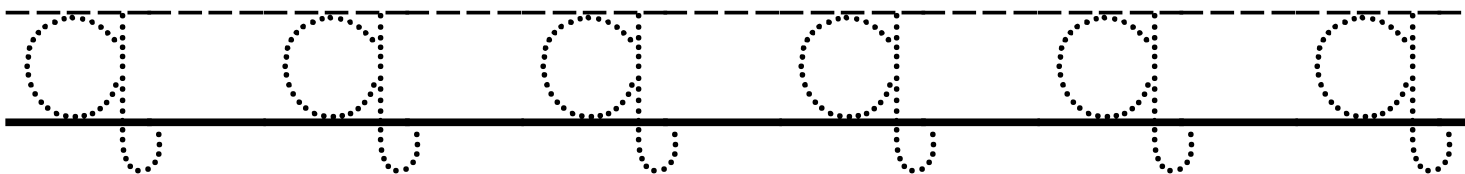
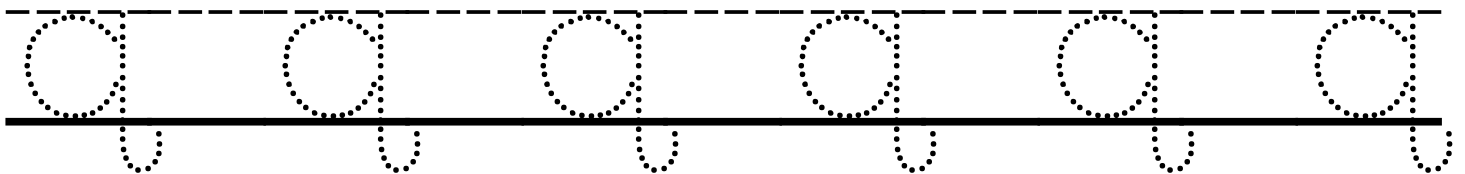
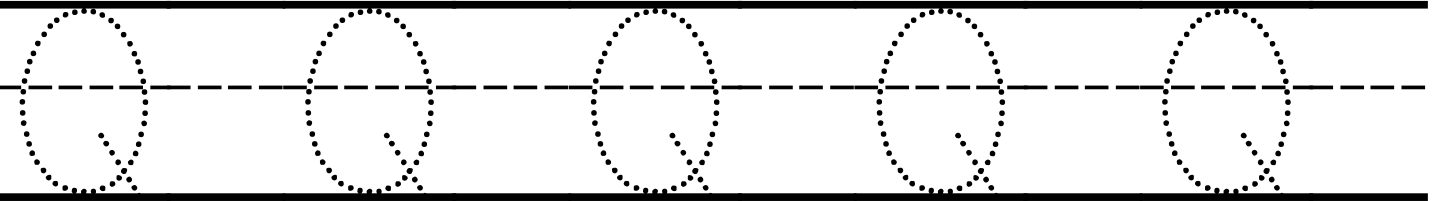
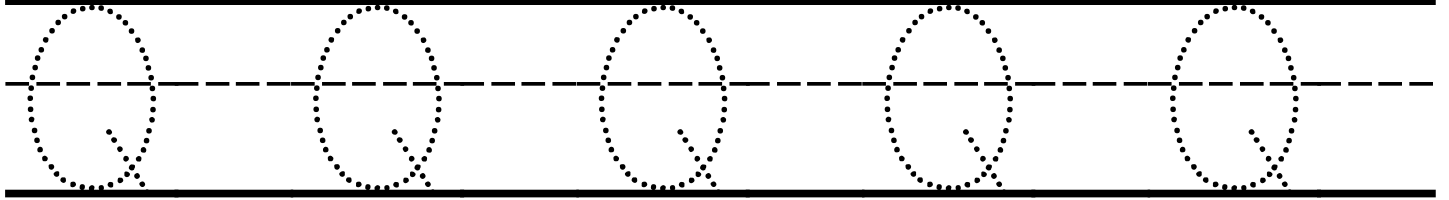
This is lower case "q". Color it yellow. Trace the lower case letters.

Lowercase Letter q



Name: _____

Let's practice tracing the letter Q



Name: _____

Let's learn some "q-words":



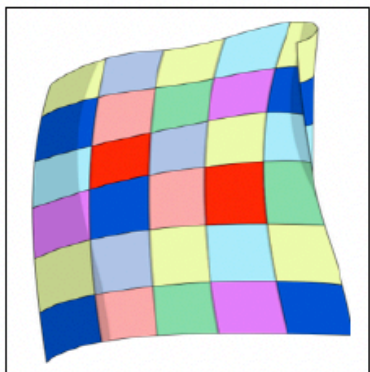
quail



queen



quarter




quilt

Name: _____

Let's learn more "q-words":




question



quiet




quart



quiz

Name: _____

Draw a line to the matching q-word:



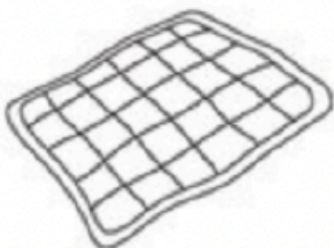
question



quilt




queen



quarter

Name: _____

Fill in the missing letter "q":



_____ u e e n



_____ u a r t e r




_____ u e s t i o n



_____ u i l t


Name: _____

Trace the number 13 with your pencil:



Name: _____

Which square has 13 objects? Circle it.



Name: _____

Color 13 orange squares below to
make a quilt.

Name: _____

Trace and color the number 13.



Name: _____


Color this bat, black. Say the name.

Bat



Name: _____

This is a hat. It is black. Color the hat,
black.




Name: _____

This is cat. It is black. Color the cat, black.



Name: _____


This is a spider. It is black. Color the spider,
black.



Name: _____


This is a ribbon. It is black.

Color it black.




Name: _____

Connect the dots to form a square.



Name: _____

Trace the squares below.



Name: _____

Beginning Sounds

Say the name of each picture. Circle the letter that makes its beginning sound.



e h b



m j h



k d o



l p r

Special Thanks

These products are made possible with incredible fonts and clipart from:



www.littleredtreehouse.com



www.smittenwithfirstblog.com

www.thestayathometeacher.com

www.teacherspayteachers.com



Canva

<https://www.canva.com>