

# BUGS & INSECTS



Letter: U

Number: 14

Color: Brown

Shape: Star



## Why do we teach bugs and insects to young children?

Lessons about insects should always include the importance of honeybees and how they pollinate plants and make honey. We have to explain that honeybees sting only when they are threatened.

Part of teaching children to be comfortable with insects and spiders is teaching them which insects can hurt them and how to behave in their presence. Most insects can be handled safely, with bare hands.





Note to Parents and Teachers:

This may be your first time to use this curriculum. The children will have fun using early childhood teaching thoughts as the activities are handpicked for children ages two to six to enjoy learning and having fun.

The themes will revolve around the children's curiosity and interests. Most of the activities will be around early literacy and numeracy, as preparation for the big school; Kindergarten.

If you have concerns about the pages in this site, please direct them to: Ms. Brenda or email it

to

[bbfelizarte312@gmail.com](mailto:bbfelizarte312@gmail.com)

Thank you for being an advocate of early literacy.

Have fun and enjoy!

Ms. BRENDA



# Lesson For The Week

This week's lesson will be about flowers. It will be a wonderful topic whatever time of the year more so in spring, we can bring them to explore outside or even discover that there are different colors and shades of flowers as they walk outdoors.

## Goals for this week:

1. Trace the upper and lower case letter U,
2. Recognize object names that begin with the letter U,
3. Match pictures and name words with initial "u",
4. Recognize and trace the numbers 14,
5. Begin counting items and draw objects up to 14,
6. Try putting two groups of objects together that will be equal to 14,
7. Recognize brown objects around them,
8. Trace and make their own stars,
9. Make logical connections while working with patterns,
10. Recognize rhymes using pictures while reading after the teacher,
11. Develop phonemic awareness through pictures.


## Domains and skills developed:

1. Fine motor skills: Tracing, writing, drawing, cutting, and coloring
2. Social & emotional: Identifying, observing, and naming things that they see around them
3. Cognitive: Recognize numbers, letters, colors, and shapes
4. Language & communication: Talk about their favorite color and shape, developing simple answers to simple questions, naming the four kinds of weather
5. Physical: Action songs and reciting nursery rhymes

Name: \_\_\_\_\_

Follow the dashes to form your upper case "U"

Uu

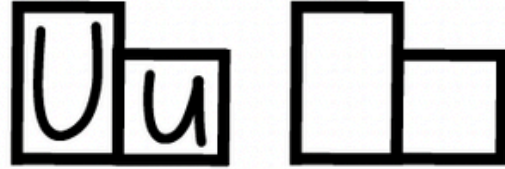


Name: \_\_\_\_\_

Uu

Name: \_\_\_\_\_

Spell it!



Color it!



umbrella



ukulele



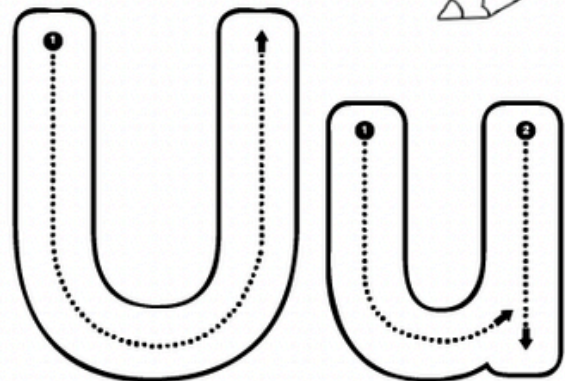
unicorn

Highlight it!

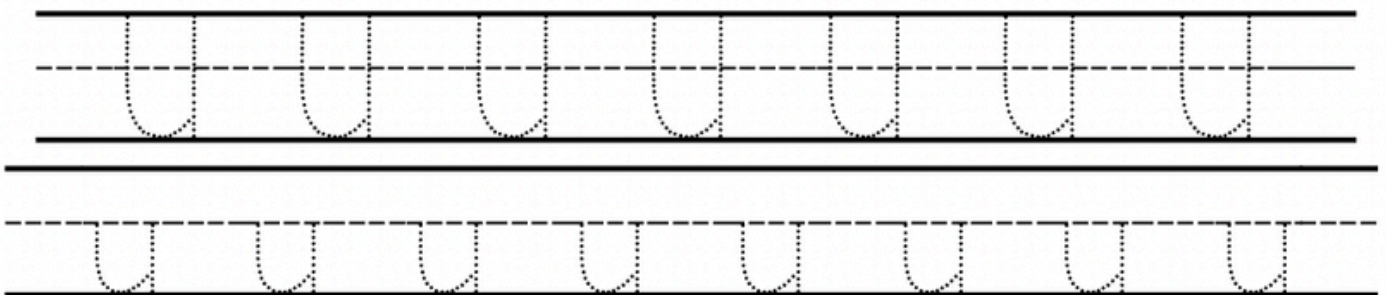


B	H	M	T
A	U	U	U
P	L	D	F

Trace it!

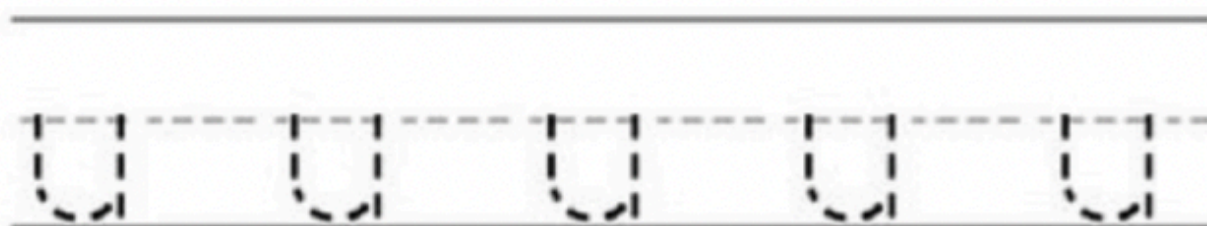


Trace it




Name: \_\_\_\_\_

Practice writing the letter U.

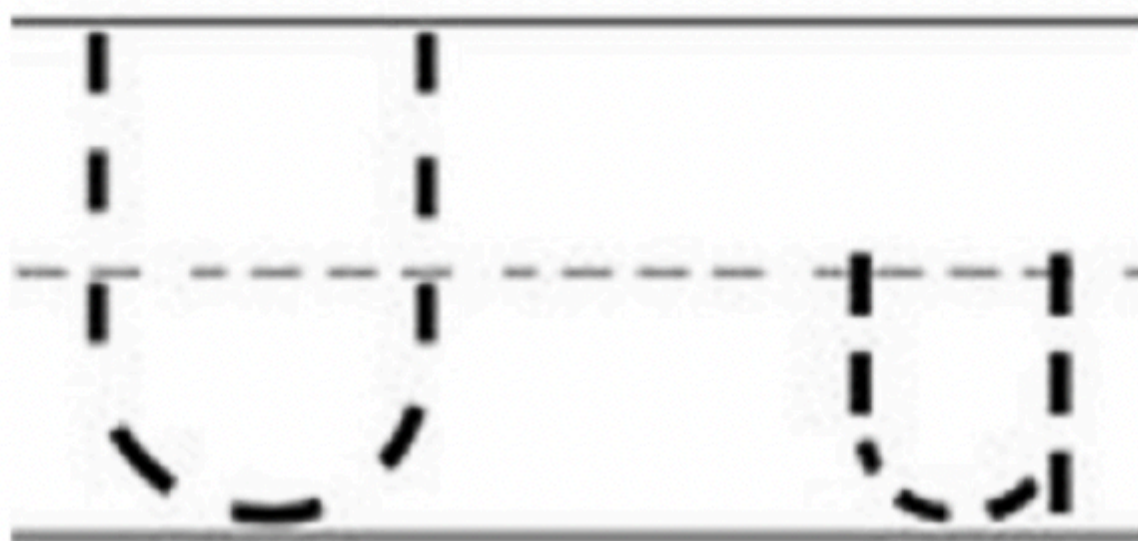


Name: \_\_\_\_\_

Up starts with U.



Practice tracing the upper case "U" below



Name: \_\_\_\_\_

# Lowercase Letter u




u	u	u
u	u	u

Practice tracing the lower case “u” above.

Name: \_\_\_\_\_

Color the letter "U" brown, then cut by following along the line.

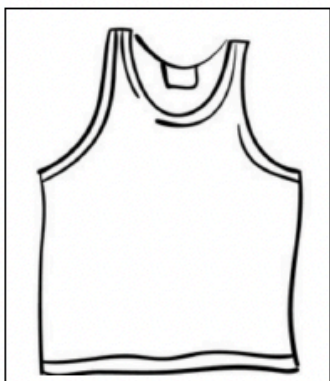


Name: \_\_\_\_\_

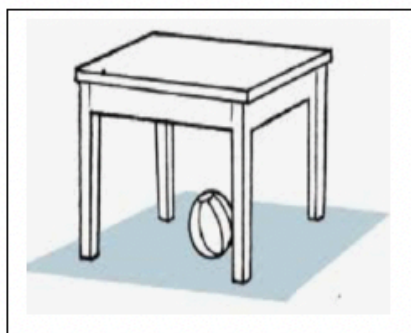
Let's learn objects that begin with "u":



umbrella



undershirt



under




unicorn



unicycle

Name: \_\_\_\_\_


Count each group. How many more will you need  
to make 14?



The students may answer orally, through the  
guidance of the teacher.

Name: \_\_\_\_\_

Circle 14 bugs:






How many were left? \_\_\_\_\_

Name: \_\_\_\_\_

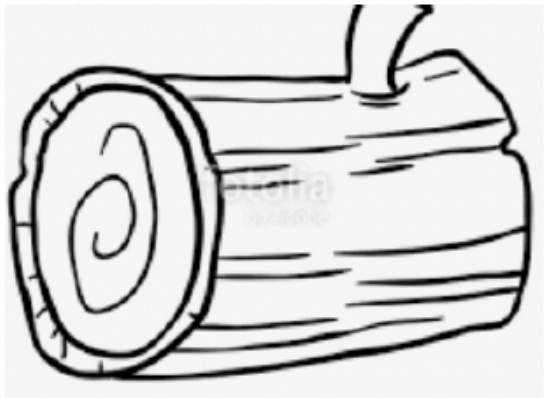
Name the objects that are brown.

# BROWN




Name: \_\_\_\_\_

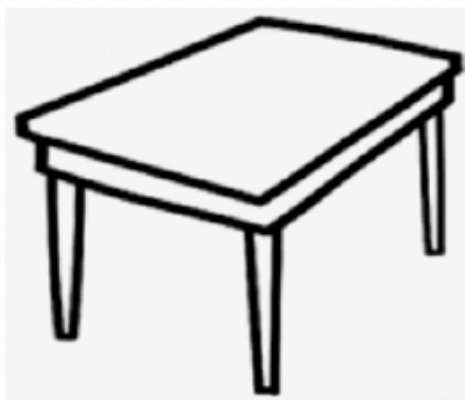
Color all objects that are brown:



brown log



brown bear




brown table



brown pants



Name: \_\_\_\_\_

Trace the stars below. Color each of them.



Name: \_\_\_\_\_

Discover the pattern. Circle the correct answer from the options.

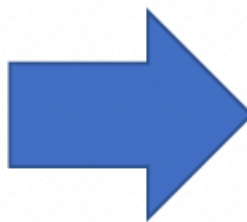


Name: \_\_\_\_\_


## The Butterfly Cycle





eggs



caterpillar



adult



pupa

Name: \_\_\_\_\_

## Beginning Sounds

Say the name of each picture. Circle the letter that makes its beginning sound.



s e b



c b f



d g t



z s p

Name: \_\_\_\_\_

Color your favorite STAR!



Name: \_\_\_\_\_



unicycle



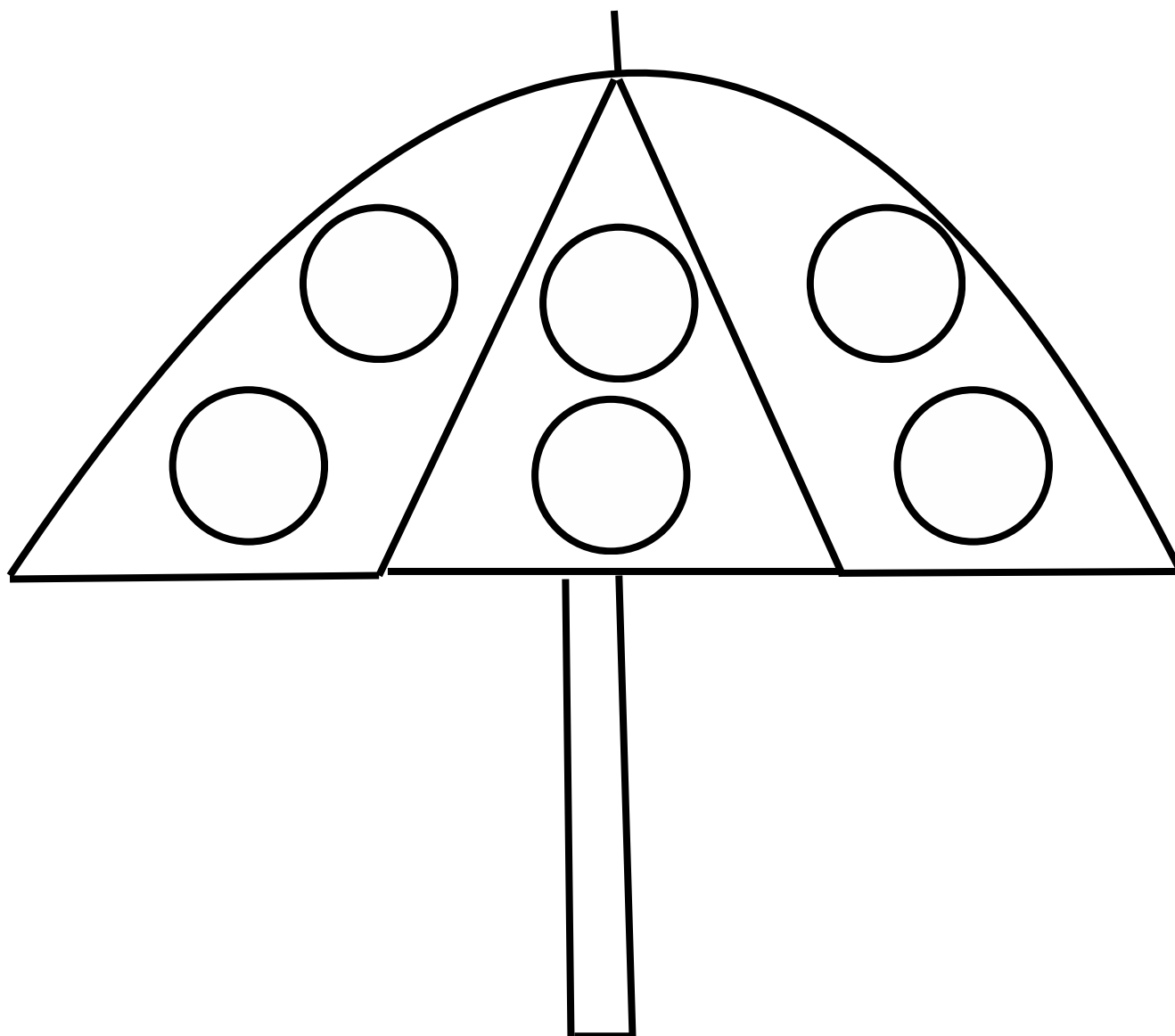
unicorn



ukulele

Name: \_\_\_\_\_

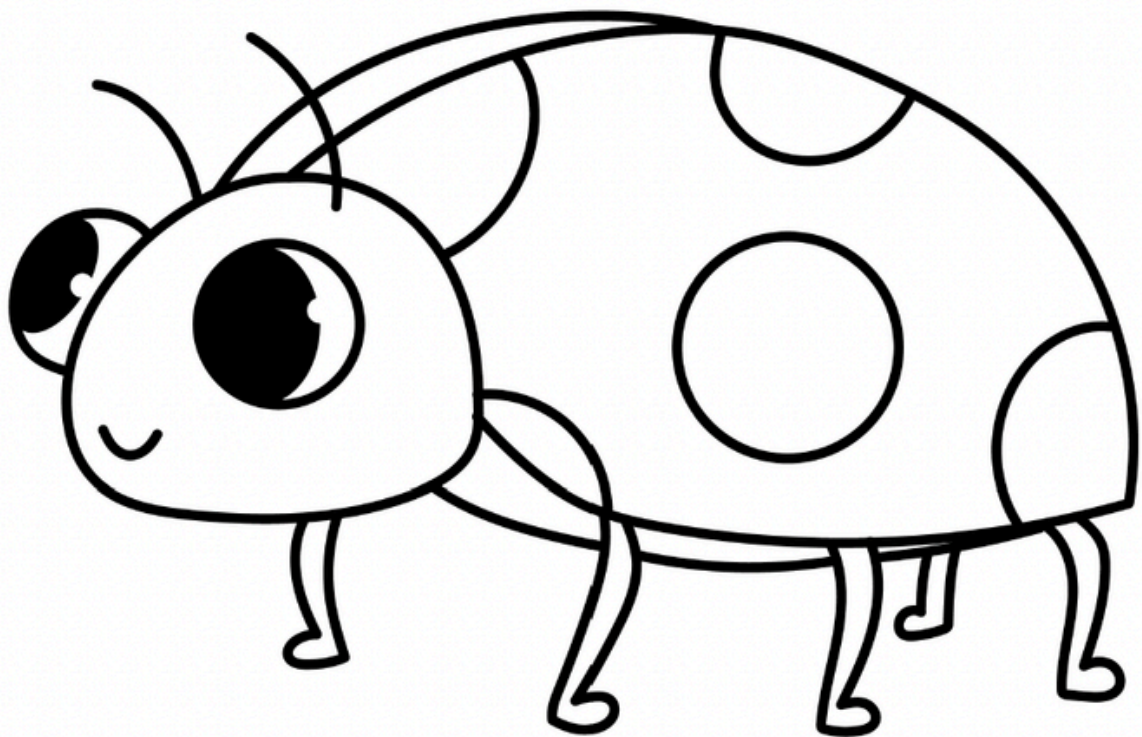
# Do a Dot



Name: \_\_\_\_\_

Color this ladybug

LADYBUG




Name: \_\_\_\_\_

Color this stick bug

STINK


BUG



Name: \_\_\_\_\_

Color this fly

FLY



# Special Thanks

These products are made possible with incredible fonts and clipart from:

