



Dear \$[UD:FIRST\_NAME]]\$,

Summer is in full swing! You can find The Whalemobile team either on the water narrating whale watch trips with [7 Seas Whale Watch](#) or [Newburyport Whale Watch](#), or helping libraries create unforgettable memories for their patrons. In this issue, we're sharing a mid-season recap, fun activity ideas to keep the ocean spirit alive, and a spotlight on Aleta—a dedicated 14-year-old from Indiana who returns each summer to connect with the whales she loves.

## What's Happening on the Water?




One of the things that sets The Whalemobile apart is that all of our educators are also whale watch naturalists, spending their summers observing humpback whales in the wild. We're not just teaching about whales—we're out there with them! From these whale watch vessels, we gather stories, science, and inspiration to bring back to you! Ciara Spellman, one of our incredible team members, collects data, captures stunning photos, and helps document what's happening on the water. Here's her exciting update on what we've been seeing so far this season!

Season Summary and Photos!

# Household Connections:

## *Fun activities to do this summer*

We love creating engaging activities that connect kids to the ocean—no matter where they live! The ocean influences the air we breathe, the climate we experience, and the overall health of our planet, so helping young learners understand their connection to it is at the heart of what we do. In this issue, we're sharing two fun activities: one for younger kids that explores [the alphabet](#) through ocean words and one for older learners that dives into [science of acoustics](#). Enjoy—and [let us know](#) if there are other resources you'd like to sea!



### Listening for Whales!

8-10 year olds, Let's explore how scientists hear whales underwater!


Did you know whales "talk" underwater? Scientists use underwater microphones called hydrophones, to listen to them! Why do you think that would help scientists? Let's see what we can learn about whales by eavesdropping on the sounds that they make!

What You'll Need:

- A computer or tablet with sound
- Headphones or speakers
- Access to the internet
- A printable world or Atlantic Ocean map
- Paper & colored pencils or markers

### Explore whale sounds

- Visit: NOAA's Passive Acoustics Website (<https://passiveacoustics.fisheries.noaa.gov/>)
- Click "Learn more about passive acoustic research in the Northeast" → then "Listen to the Ocean"
- Play sounds from baleen and toothed whales like:
  - Humpback
  - North Atlantic Right Whale
  - Sperm Whale
  - Harbor Porpoise




There are a large variety of ways to capture sounds underwater!

**While listening, ask:**  
Is the sound high or low?  
Does it sound like singing, clicking, or something else?  
How do toothed whales sound different from baleen whales?

**Step 3: Map Their Journey**  
Choose one whale species you listened to. Use the map on NOAA's site to find where it lives or travels. On your printed map:  
 • Draw its migration path using arrows.  
 • Decorate the ocean—add waves, fish, or even submarines!

**Step 4: Reflect & Share**  
What surprised you about whale sounds?  
Why is it helpful to "listen" to the ocean?  
How might sound help protect whales?  
What else could we do to protect whales?  
Check out [WhaleSafeHabits.com!](http://WhaleSafeHabits.com!)

© The Whalemobile 2025



### Alphabet Ocean Toss

4-7 year olds, Let's have fun with letters and the ocean!!

The ocean has so many exciting animals and sounds. Create a fun game to have your kids practice recognizing and saying letters (or letter sounds) while engaging in a physical, hands-on game that reinforces movement and learning.

What You'll Need:

- Blue blanket, shower curtain, or poster board (represents the "ocean")
- 26 paper fish cutouts (or however many you want to start with)
- Marker to write letters on each fish
- Small bucket, basket, or "net"
- Optional: Whale, octopus, or shark cutout as a target

### Set the Scene

- Lay the blue fabric or paper on the floor to be the ocean.
- Scatter letter fish across the surface.
- Place a basket or "net" off to the side—it can be the whale's belly, the octopus's arms, or a treasure chest.

### Let's Play

Have the child stand a few feet away. Here are two ideas of what you can do:

- Call out a letter, sound, or even a word that starts with a specific letter. Have them go fetch the letter.
- Have them toss a bean bag or soft toy onto the ocean. Whatever fish it lands on, they name the letter and "scoop it out" into the net.

**Variations:**

- Use uppercase/lowercase matching
- Use color-coded fish for different letter groups (vowels, consonants)
- Practice spelling short words by collecting fish in order
- Let's find the letter that makes the /m/ sound!
- Can you catch the fish with the letter that starts your name?

**Celebrate & Reflect**  
Once a handful of fish are in the net, count them together and review a few letters.

**Talking Points:**  
 "What was your favorite fish to catch?"  
 "Can you think of an ocean animal that starts with the letter S?"

© The Whalemobile 2025

## Inspiring Kids

In 2018, Aleta attended her first Whalemobile program in Monroeville, IN—and returned in 2019, even more intrigued. That spark of curiosity led her to create a cardboard model of Nile for a local fall festival boat race! Her grandmother reached out to share her growing passion for marine biology, and from there, a connection was born. For the past two summers, Aleta has joined us on the water in Massachusetts, witnessing humpbacks in their natural habitat—and last year, she was even lucky enough to spot a rare blue whale! We're honored to be part of her journey and are inspired every day by changemakers like her.



## Upcoming Events

The Whalemobile is in the middle of its Summer Library Tour! We have stops planned near Rochester and Buffalo, NY, Northern and Southern New Jersey, Massachusetts, and more. Check out [our map](#) of programs!

Do you know a library or school that would love a visit from The Whalemobile? Refer them by clicking this link below, and we'll take it from there! If they book a program, we'll send you a special thank-you gift. 🙌📅

Refer a school or library

Follow Us On



You are receiving this email as you signed up for our newsletters or inquired about programs.

Want to change how you receive these emails?

You can [Unsubscribe](#) or [Update your preferences](#)