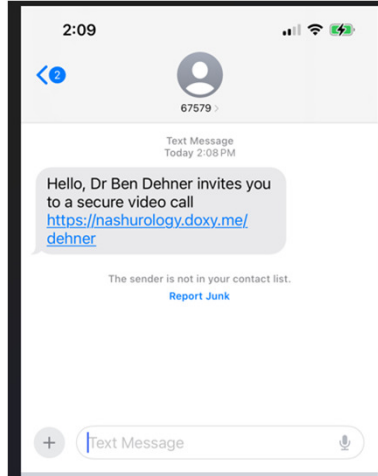


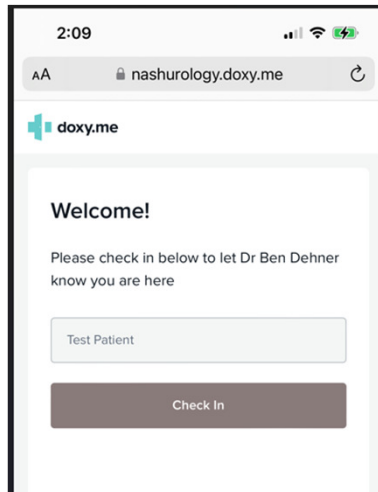
# Telehealth Instructions

- About 15 minutes before your appointment time, you will be texted or emailed a link.



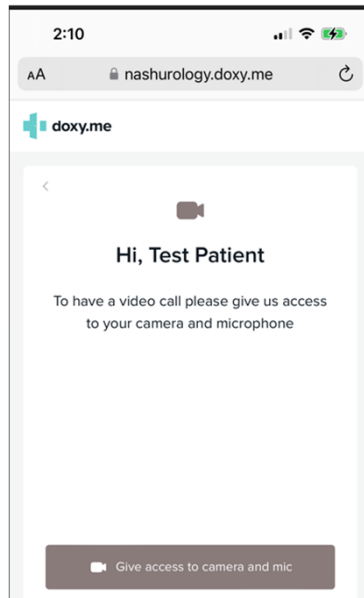
Hint:  
The doctor must be able to see the patient on the video call

- Once you click on the link you will be directed to enter your name and click the check-in button.



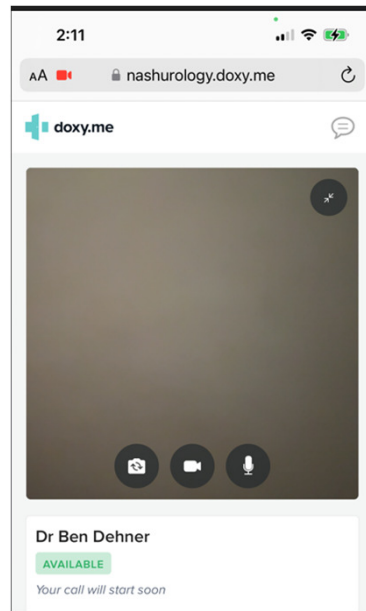
Hint:

- You will then need to give permission to use your camera and microphone for the video appointment.



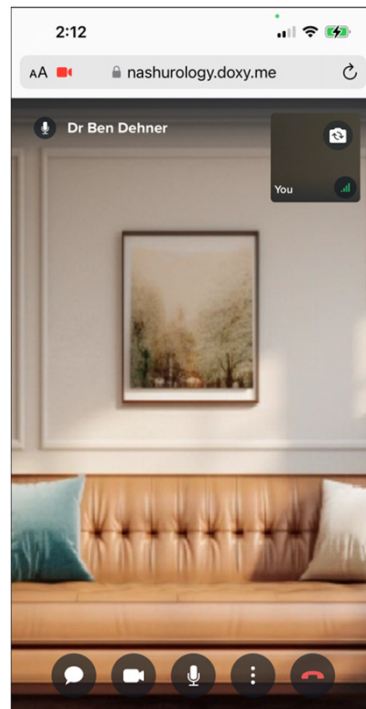
Hint:  
The patient must be a Tennessee resident

- You will then be in the virtual waiting room until your doctor comes onto the screen.



Hint:  
You must have a smart device or computer

- Your doctor will come onto the main screen and your video appointment will begin.



Hint:  
Your device must have a camera & microphone

- After your conversation is over, you may be placed on hold to speak with check-out staff. Otherwise, your video call will be ended.

