

SINGLE-LOAD TOP-LOAD WASHERS



MAT23MNA

- 3.3 cu. ft.
- 120V 60hz
- Non-Coin

DURABILITY

- Heavy-Duty Steel Cabinet
- Full-Wrap Metal Console
- Premium Porcelain Top & Lid

RELIABILITY

- Triple Lip Seal with Garter Spring
- Premium Bearings
- Stainless Steel Shaft

POWERFUL PERFORMANCE

- Deep Water Wash System
- ½ HP PSC Motor
- Traditional Flex Vane Agitator
- Upgraded out-of-balance system

SERVICE MADE EASY

- Heavy-Duty Removable Front Panel
- Easy Access Steel Base



MAT23CSA

- 3.3 cu. ft.
- 120V 60hz
- Coin-Slide Ready

DURABILITY

- Heavy-Duty Steel Cabinet
- Full-Wrap Metal Console
- Premium Porcelain Top & Lid

RELIABILITY

- Triple Lip Seal with Garter Spring
- Premium Bearings
- Stainless Steel Shaft

POWERFUL PERFORMANCE

- Deep Water Wash System
- ½ HP PSC Motor
- Traditional Flex Vane Agitator
- Upgraded out-of-balance system

SERVICE MADE EASY

- Heavy-Duty Removable Front Panel
- Easy Access Steel Base



MAT24PDA

- 3.3 cu. ft.
- 120V 60hz
- USB Features
- Coin-Drop Factory Installed

DURABILITY

- Heavy-Duty Steel Cabinet
- Full-Wrap Metal Console
- Premium Porcelain Top & Lid

RELIABILITY

- Triple Lip Seal with Garter Spring
- Premium Bearings
- Stainless Steel Shaft

POWERFUL PERFORMANCE

- Deep Water Wash System
- ½ HP PSC Motor
- Traditional Flex Vane Agitator
- Upgraded out-of-balance system
- Multi-Level Pricing

SERVICE MADE EASY

- Heavy-Duty Removable Front Panel
- Easy Access Steel Base
- Easy-to-Use Diagnostics



MAT24PRA

- 3.3 cu. ft.
- 120V 60hz
- USB Features
- Card-Reader Ready

DURABILITY

- Heavy-Duty Steel Cabinet
- Full-Wrap Metal Console
- Premium Porcelain Top & Lid

RELIABILITY

- Triple Lip Seal with Garter Spring
- Premium Bearings
- Stainless Steel Shaft

POWERFUL PERFORMANCE

- Deep Water Wash System
- ½ HP PSC Motor
- Traditional Flex Vane Agitator
- Upgraded out-of-balance system
- Multi-Level Pricing

SERVICE MADE EASY

- Heavy-Duty Removable Front Panel
- Easy Access Steel Base
- Easy-to-Use Diagnostics

*Visit maytagcommerciallaundry.com for complete warranty details.

SINGLE-LOAD TOP-LOAD MATCHING ELECTRIC / GAS DRYERS



MDE20MNB MDG20MNB

- 7.4 cu. ft.
- 120V 60hz (MDG)
- 208-240V 60hz (MDE)
- Non-Coin

DURABILITY

- Heavy-Duty Steel Cabinet
- Premium Porcelain Enamel Top
- Full-Wrap Console

RELIABILITY

- Four-Roller Suspension with Permanently Lubricated Bearings
- Metal Pulley on Motor
- Sealed Bearings

POWERFUL PERFORMANCE

- Extra-Large Capacity

SERVICE MADE EASY

- Front-Access Panel



MDE20CSA MDG20CSA

- 7.4 cu. ft.
- 120V 60hz (MDG)
- 208-240V 60hz (MDE)
- Coin-Slide Ready

DURABILITY

- Heavy-Duty Steel Cabinet
- Premium Porcelain Enamel Top
- Full-Wrap Console

RELIABILITY

- Four-Roller Suspension with Permanently Lubricated Bearings
- Metal Pulley on Motor
- Sealed Bearings

POWERFUL PERFORMANCE

- Extra-Large Capacity

SERVICE MADE EASY

- Front-Access Panel



MDE20PDF MDG20PDF

- 7.4 cu. ft.
- 120V 60hz (MDG)
- 208-240V 60hz (MDE)
- USB Features
- Coin-Drop Factory Installed

DURABILITY

- Heavy-Duty Steel Cabinet
- Premium Porcelain Enamel Top
- Full-Wrap Console

RELIABILITY

- Four-Roller Suspension with Permanently Lubricated Bearings
- Metal Pulley on Motor
- Sealed Bearings

POWERFUL PERFORMANCE

- Extra-Large Capacity

SERVICE MADE EASY

- Front-Access Panel
- Easy-to-Use Diagnostics



MDE20PRF MDG20PRF

- 7.4 cu. ft.
- 120V 60hz (MDG)
- 208-240V 60hz (MDE)
- USB Features
- Card-Reader Ready

DURABILITY

- Heavy-Duty Steel Cabinet
- Premium Porcelain Enamel Top
- Full-Wrap Console

RELIABILITY

- Four-Roller Suspension with Permanently Lubricated Bearings
- Metal Pulley on Motor
- Sealed Bearings

POWERFUL PERFORMANCE

- Extra-Large Capacity

SERVICE MADE EASY

- Front-Access Panel
- Easy-to-Use Diagnostics

*Visit maytagcommerciallaundry.com for complete warranty details.

SINGLE-LOAD FRONT-LOAD WASHERS



MHN33PD

- 3.1 cu. ft.
- 120V 60hz
- Coin-Drop Factory Installed

DURABILITY

- Heavy-Duty Steel Cabinet
- Robust 180 Degree Door Hinge
- Premium Porcelain Enamel Top
- Energy Star® Certified

RELIABILITY

- DuraCore Drive System
- Triple Lip Seal with Garter Spring
- Shaft Sleeve

POWERFUL PERFORMANCE

- Advanced Spin Technology
- TurboWash™ System
- Multi-Level Pricing

SERVICE MADE EASY

- Front-Access Panel
- Easy-to-Use Diagnostics



MHN33PR

- 3.1 cu. ft.
- 120V 60hz
- Card-Reader Ready

DURABILITY

- Heavy-Duty Steel Cabinet
- Robust 180 Degree Door Hinge
- Premium Porcelain Enamel Top
- Energy Star® Certified

RELIABILITY

- DuraCore Drive System
- Triple Lip Seal with Garter Spring
- Shaft Sleeve

POWERFUL PERFORMANCE

- Advanced Spin Technology
- TurboWash™ System
- Multi-Level Pricing

SERVICE MADE EASY

- Front-Access Panel
- Easy-to-Use Diagnostics

*Visit maytagcommerciallaundry.com for complete warranty details.



MDE28PD MDG28PD

- 6.7 cu. Ft.
- 120V 60hz (MDG)
- 208-240V 60hz (MDE)
- Coin-Drop Factory Installed

DURABILITY

- Heavy-Duty Steel Cabinet
- Premium Porcelain Enamel Top

RELIABILITY

- Four-Roller Suspension with Permanently Lubricated Bearings
- Metal Pulley on Motor
- Sealed Bearing

POWERFUL PERFORMANCE

- Extra-Large Capacity
- TurboVent® Technology

SERVICE MADE EASY

- Front-Access Panel
- Easy-to-Use Diagnostics



MDE28PR MDG28PR

- 6.7 cu. ft.
- 120V 60hz (MDG)
- 208-240V 60hz (MDE)
- Card-Reader Ready

DURABILITY

- Heavy-Duty Steel Cabinet
- Premium Porcelain Enamel Top

RELIABILITY

- Four-Roller Suspension with Permanently Lubricated Bearings
- Metal Pulley on Motor
- Sealed Bearing

POWERFUL PERFORMANCE

- Extra-Large Capacity
- TurboVent® Technology

SERVICE MADE EASY

- Front-Access Panel
- Easy-to-Use Diagnostics

*Visit maytagcommerciallaundry.com for complete warranty details.

SINGLE-LOAD STACK WASHER / DRYERS



MLE22PD MLG22PD

- 3.1 cu. ft. (washer)
- 6.7 cu. ft. (dryer)
- 120V 60hz (MLG)
- 208-240V 60hz (MLE)
- Coin-Drop Factory Installed

DURABILITY

- Heavy-Duty Steel Cabinet
- Robust 180 Degree Door Hinge
- Energy Star® Certified Washer

RELIABILITY

- DuraCore Drive System
- Triple Lip Seal with Garter Spring
- Shaft Sleeve
- Metal Pulley on Dryer Motor

POWERFUL PERFORMANCE

- Advanced Spin Technology
- TurboWash™ System
- TurboVent® Technology
- Multi-Level Pricing (washer)

SERVICE MADE EASY

- Front-Access Panel
- Easy-to-Use Diagnostics



MLE22PR MLG22PR

- 3.1 cu. ft. (washer)
- 6.7 cu. ft. (dryer)
- 120V 60hz (MLG)
- 208-240V 60hz (MLE)
- Card-Reader Ready

DURABILITY

- Heavy-Duty Steel Cabinet
- Robust 180 Degree Door Hinge
- Energy Star® Certified Washer

RELIABILITY

- DuraCore Drive System
- Triple Lip Seal with Garter Spring
- Shaft Sleeve
- Metal Pulley on Dryer Motor

POWERFUL PERFORMANCE

- Advanced Spin Technology
- TurboWash™ System
- TurboVent® Technology
- Multi-Level Pricing (washer)

SERVICE MADE EASY

- Front-Access Panel
- Easy-to-Use Diagnostics

*Visit maytagcommerciallaundry.com for complete warranty details.

SINGLE-LOAD STACK ELECTRIC / GAS DRYER / DRYERS



MLE26PDF MLG26PDF

- 7.4 cu. ft. (each)
- 120V 60hz (MLG)
- 208-240V 60hz (MLE)
- USB Features
- Coin-Drop Factory Installed

DURABILITY

- Heavy-Duty Steel Cabinet

RELIABILITY

- Four-Roller Suspension with Permanently Lubricated Bearings
- Metal Pulley on Motor
- Sealed Bearing

POWERFUL PERFORMANCE

- Extra-Large Capacity

SERVICE MADE EASY

- Front-Access Panel
- Easy-to-Use Diagnostics



MLE26PRF MLG26PRF

- 7.4 cu. ft. (each)
- 120V 60hz (MLG)
- 208-240V 60hz (MLE)
- USB Features
- Card-Reader Ready

DURABILITY

- Heavy-Duty Steel Cabinet

RELIABILITY

- Four-Roller Suspension with Permanently Lubricated Bearings
- Metal Pulley on Motor
- Sealed Bearing

POWERFUL PERFORMANCE

- Extra-Large Capacity

SERVICE MADE EASY

- Front-Access Panel
- Easy-to-Use Diagnostics



MLE26PRL MLG26PRL

- 7.4 cu. ft. (each)
- 120V 60hz (MLG)
- 208-240V 60hz (MLE)
- USB Features
- Card-Reader Ready

DURABILITY

- Heavy-Duty Steel Cabinet

RELIABILITY

- Four-Roller Suspension with Permanently Lubricated Bearings
- Metal Pulley on Motor
- Sealed Bearing

POWERFUL PERFORMANCE

- Extra-Large Capacity

SERVICE MADE EASY

- Front-Access Panel
- Easy-to-Use Diagnostics



MLE27PDF MLG27PDF

- 7.4 cu. ft. (each)
- 120V 60hz (MLG)
- 208-240V 60hz (MLE)
- USB Features
- Coin-Drop Factory Installed

DURABILITY

- Heavy-Duty Steel Cabinet

RELIABILITY

- Four-Roller Suspension with Permanently Lubricated Bearings
- Metal Pulley on Motor
- Sealed Bearing

POWERFUL PERFORMANCE

- Extra-Large Capacity
- TurboVent® Technology

SERVICE MADE EASY

- Front-Access Panel
- Easy-to-Use Diagnostics



MLG27PRF

- 7.4 cu. ft. (each)
- 120V 60hz
- USB Features
- Card-Reader Ready

DURABILITY

- Heavy-Duty Steel Cabinet

RELIABILITY

- Four-Roller Suspension with Permanently Lubricated Bearings
- Metal Pulley on Motor
- Sealed Bearing

POWERFUL PERFORMANCE

- Extra-Large Capacity
- TurboVent® Technology

SERVICE MADE EASY

- Front-Access Panel
- Easy-to-Use Diagnostics

MULTI-LOAD WASHERS RIGID MOUNT - OPL



MWR25PN

- 25-lb. Capacity
- On-Premise 7" Touch Controls
- 6 External Chemical Injection Connections
- Flexible & Customizable Controls
- 99 Programmable Cycles
- 10 Factory Default Cycles
- Mechanical Door Lock Design
- Consistent Spin-Out Performance with 200 G-force
- Thermoplastic painted frames
- 208-240V / 60Hz / 1 phase
- 3 Year Warranty



MWR35PN

- 35-lb. Capacity
- On-Premise 7" Touch Controls
- 6 External Chemical Injection Connections
- Flexible & Customizable Controls
- 99 Programmable Cycles
- 10 Factory Default Cycles
- Mechanical Door Lock Design
- Consistent Spin-Out Performance with 200 G-force
- Thermoplastic painted frames
- 208-240V / 60Hz / 1 phase
- 3 Year Warranty



MWR45PN

- 45-lb. Capacity
- On-Premise 7" Touch Controls
- 6 External Chemical Injection Connections
- Flexible & Customizable Controls
- 99 Programmable Cycles
- 10 Factory Default Cycles
- Mechanical Door Lock Design
- Consistent Spin-Out Performance with 200 G-force
- Thermoplastic painted frames
- 208-240V / 60Hz / 1 phase
- 3 Year Warranty



MWR55PN

- 55-lb. Capacity
- On-Premise 7" Touch Controls
- 6 External Chemical Injection Connections
- Flexible & Customizable Controls
- 99 Programmable Cycles
- 10 Factory Default Cycles
- Mechanical Door Lock Design
- Consistent Spin-Out Performance with 200 G-force
- Thermoplastic painted frames
- 208-240V / 60Hz / 1 phase
- 3 Year Warranty



MWR65PN

- 65-lb. Capacity
- On-Premise 7" Touch Controls
- 6 External Chemical Injection Connections
- Flexible & Customizable Controls
- 99 Programmable Cycles
- 10 Factory Default Cycles
- Mechanical Door Lock Design
- Consistent Spin-Out Performance with 200 G-force
- Thermoplastic painted frames
- 208-240V / 60Hz / 1 phase
- 3 Year Warranty



MWR85PN

- 85-lb. Capacity
- On-Premise 7" Touch Controls
- 6 External Chemical Injection Connections
- Flexible & Customizable Controls
- 99 Programmable Cycles
- 10 Factory Default Cycles
- Mechanical Door Lock Design
- Consistent Spin-Out Performance with 150 G-force
- Thermoplastic painted frames
- 208-240V / 60Hz / 1 phase
- 3 Year Warranty

*Visit maytagcommerciallaundry.com for complete warranty details.

MULTI-LOAD WASHERS SOFT MOUNT - OPL



MWS25PN

- 25-lb. Capacity
- On-Premise Controls
- 6 External Chemical Injection Connections
- Flexible & Customizable Controls
- 99 Total Cycles
- Mechanical Door Lock Design
- Consistent spin out performance with high speed soft mount construction and 360 G-force
- Thermoplastic painted frames
- Designed for easy installation
- 208-240V / 60Hz / 1 phase
- 3 Year Warranty



MWS35PN

- 35-lb. Capacity
- On-Premise Controls
- 6 External Chemical Injection Connections
- Flexible & Customizable Controls
- 99 Total Cycles
- Mechanical Door Lock Design
- Consistent spin out performance with high speed soft mount construction and 360 G-force
- Thermoplastic painted frames
- Designed for easy installation
- 208-240V / 60Hz / 1 phase
- 3 Year Warranty



MWS45PN

- 45-lb. Capacity
- On-Premise Controls
- 6 External Chemical Injection Connections
- Flexible & Customizable Controls
- 99 Total Cycles
- Mechanical Door Lock Design
- Consistent spin out performance with high speed soft mount construction and 360 G-force
- Thermoplastic painted frames
- Designed for easy installation
- 208-240V / 60Hz / 1 phase
- 3 Year Warranty



MWS55PN

- 55-lb. Capacity
- On-Premise Controls
- 6 External Chemical Injection Connections
- Flexible & Customizable Controls
- 99 Total Cycles
- Mechanical Door Lock Design
- Consistent spin out performance with high speed soft mount construction and 360 G-force
- Thermoplastic painted frames
- Designed for easy installation
- 208-240V / 60Hz / 1 phase
- 3 Year Warranty



MWS65PN

- 65-lb. Capacity
- On-Premise Controls
- 6 External Chemical Injection Connections
- Flexible & Customizable Controls
- 99 Total Cycles
- Mechanical Door Lock Design
- Consistent spin out performance with high speed soft mount construction and 360 G-force
- Thermoplastic painted frames
- Designed for easy installation
- 208-240V / 60Hz / 1 phase
- 3 Year Warranty



MWS85PN


- 85-lb. Capacity
- On-Premise Controls
- 6 External Chemical Injection Connections
- Flexible & Customizable Controls
- 99 Total Cycles
- Mechanical Door Lock Design
- Consistent spin out performance with high speed soft mount construction and 360 G-force
- Thermoplastic painted frames
- Designed for easy installation
- 208-240V / 60Hz / 3 phase
- 3 Year Warranty

*Visit maytagcommerciallaundry.com for complete warranty details.

MULTI-LOAD SINGLE DRUM GAS DRYERS - OPL



OPL ADVANTAGE LINE



MDG36PNAWW

- 35-lb. Capacity
- OPL Control W/46 programmable cycles
- Auto Dry
- Natural Gas
- 120V / 60Hz / 1 phase
- Axial Airflow
- BTU's – 70,000
- CFM's – 420
- 1 Ph Reversing
- Fire Suppression
- Stainless Steel Basket
- 5 Year Warranty




MDG53PNAWW

- 50-lb. Capacity
- OPL Control W/46 programmable cycles
- Auto Dry
- Natural Gas
- 120V / 60Hz / 1 phase
- Axial Airflow
- BTU's – 125,000
- CFM's – 715
- 1 Ph Reversing
- Fire Suppression
- Stainless Steel Basket
- 5 Year Warranty



MDG80PNAWW

- 80-lb. Capacity
- OPL Control W/46 programmable cycles
- Auto Dry
- Natural Gas
- 120V / 60Hz / 1 phase
- Axial Airflow
- BTU's – 135,000
- CFM's – 920
- 1 Ph Reversing
- Fire Suppression
- Stainless Steel Basket
- 5 Year Warranty



MDG121PAVW

- 120-lb. Capacity
- OPL Control W/46 programmable cycles
- Auto Dry
- Natural Gas
- 208 / 60Hz / 3 phase
- Axial Airflow
- BTU's – 250,000
- CFM's – 1,440
- Reversing
- Fire Suppression
- Stainless Steel Basket
- 5 Year Warranty

Whirlpool Corporation Confidential

MULTI-LOAD SINGLE DRUM DRYERS - OPL



OPL TRADITIONAL LINE



MDG50PNJWW

- 50-lb. Capacity
- Non-Coin
- OPL Control W/46 programmable cycles
- Natural Gas
- 120V / 60Hz / 1 phase
- Radial Airflow
- BTU's - 150,000
- CFM's - 750
- S.A.F.E Fire Suppression
- Galvanized Basket



MDG75MNWWW

- 75-lb. Capacity
- Non-Coin
- OPL Control W/46 programmable cycles
- Natural Gas
- 120V / 60Hz / 1 phase
- Radial Airflow
- BTU's - 175,000
- CFM's - 1,000
- Galvanized Basket



MDG75PNJVW

- 75-lb. Capacity
- Non-Coin
- OPL Control W/46 programmable cycles
- Natural Gas
- 208-240V / 60Hz / 3 phase
- Radial Airflow
- BTU's - 175,000
- CFM's - 1,000
- S.A.F.E Fire Suppression
- Galvanized Basket



MDG120PJVV

- 120-lb. Capacity
- Non-Coin
- OPL Control W/46 programmable cycles
- Natural Gas
- 208-240V / 60Hz / 3 phase
- Radial Airflow
- BTU's - 375,000
- CFM's - 2,150
- S.A.F.E Fire Suppression
- Galvanized Basket



MDG170PJVV

- 170-lb. Capacity
- Non-Coin
- OPL Control W/46 programmable cycles
- Natural Gas
- 208-240V / 60Hz / 3 phase
- Radial Airflow
- BTU's - 550,000
- CFM's - 3,700
- S.A.F.E Fire Suppression
- Galvanized Basket

MULTI-LOAD WASHERS - VEND



MWR25PD

- 25-lb. Capacity
- 7" Touch Screen
- 6 External Chemical Injection Connections
- Flexible & Customizable Controls
- 5 Factory Default Cycles
- Mechanical Door Lock Design
- Consistent Spin-Out Performance with 200 G-force
- Thermoplastic painted frames
- .25 US Coin Drop
- 208-240V / 60Hz / 1 phase
- 5 Year Warranty



MWR35PD

- 35-lb. Capacity
- 7" Touch Screen
- 6 External Chemical Injection Connections
- Flexible & Customizable Controls
- 5 Factory Default Cycles
- Mechanical Door Lock Design
- Consistent Spin-Out Performance with 200 G-force
- Thermoplastic painted frames
- .25 US Coin Drop
- 208-240V / 60Hz / 1 phase
- 5 Year Warranty



MWR45PD

- 45-lb. Capacity
- 7" Touch Screen
- 6 External Chemical Injection Connections
- Flexible & Customizable Controls
- 5 Factory Default Cycles
- Mechanical Door Lock Design
- Consistent Spin-Out Performance with 200 G-force
- Thermoplastic painted frames
- .25 US Coin Drop
- 208-240V / 60Hz / 1 phase
- 5 Year Warranty



MWR55PD

- 55-lb. Capacity
- 7" Touch Screen
- 6 External Chemical Injection Connections
- Flexible & Customizable Controls
- 5 Factory Default Cycles
- Mechanical Door Lock Design
- Consistent Spin-Out Performance with 200 G-force
- Thermoplastic painted frames
- .25 US Coin Drop
- 208-240V / 60Hz / 1 phase
- 5 Year Warranty



MWR65PD

- 65-lb. Capacity
- 7" Touch Screen
- 6 External Chemical Injection Connections
- Flexible & Customizable Controls
- 5 Factory Default Cycles
- Mechanical Door Lock Design
- Consistent Spin-Out Performance with 200 G-force
- Thermoplastic painted frames
- .25 US Coin Drop
- 208-240V / 60Hz / 1 phase
- 5 Year Warranty



MWR85PD

- 85-lb. Capacity
- 7" Touch Screen
- 6 External Chemical Injection Connections
- Flexible & Customizable Controls
- 5 Factory Default Cycles
- Mechanical Door Lock Design
- Consistent Spin-Out Performance with 150 G-force
- Thermoplastic painted frames
- .25 US Coin Drop
- 208-240V / 60Hz / 1 phase
- 5 Year Warranty

*Visit maytagcommerciallaundry.com for complete warranty details.

MULTI-LOAD WASHERS - VEND



MWR25PR

- 25-lb. Capacity
- 7" Touch Screen
- 6 External Chemical Injection Connections
- Flexible & Customizable Controls
- 5 Factory Default Cycles
- Mechanical Door Lock Design
- Consistent Spin-Out Performance with 200 G-force
- Thermoplastic painted frames
- Card Reader Ready
- 208-240V / 60Hz / 1 phase
- 5 Year Warranty



MWR35PR

- 35-lb. Capacity
- 7" Touch Screen
- 6 External Chemical Injection Connections
- Flexible & Customizable Controls
- 5 Factory Default Cycles
- Mechanical Door Lock Design
- Consistent Spin-Out Performance with 200 G-force
- Thermoplastic painted frames
- Card Reader Ready
- 208-240V / 60Hz / 1 phase
- 5 Year Warranty



MWR45PR

- 45-lb. Capacity
- 7" Touch Screen
- 6 External Chemical Injection Connections
- Flexible & Customizable Controls
- 5 Factory Default Cycles
- Mechanical Door Lock Design
- Consistent Spin-Out Performance with 200 G-force
- Thermoplastic painted frames
- Card Reader Ready
- 208-240V / 60Hz / 1 phase
- 5 Year Warranty



MWR55PR

- 55-lb. Capacity
- 7" Touch Screen
- 6 External Chemical Injection Connections
- Flexible & Customizable Controls
- 5 Factory Default Cycles
- Mechanical Door Lock Design
- Consistent Spin-Out Performance with 200 G-force
- Thermoplastic painted frames
- Card Reader Ready
- 208-240V / 60Hz / 1 phase
- 5 Year Warranty



MWR65PR

- 65-lb. Capacity
- 7" Touch Screen
- 6 External Chemical Injection Connections
- Flexible & Customizable Controls
- 5 Factory Default Cycles
- Mechanical Door Lock Design
- Consistent Spin-Out Performance with 200 G-force
- Thermoplastic painted frames
- Card Reader Ready
- 208-240V / 60Hz / 1 phase
- 5 Year Warranty



MWR85PR

- 85-lb. Capacity
- 7" Touch Screen
- 6 External Chemical Injection Connections
- Flexible & Customizable Controls
- 5 Factory Default Cycles
- Mechanical Door Lock Design
- Consistent Spin-Out Performance with 150 G-force
- Thermoplastic painted frames
- Card Reader Ready
- 208-240V / 60Hz / 1 phase
- 5 Year Warranty

*Visit maytagcommerciallaundry.com for complete warranty details.

MULTI-LOAD SINGLE DRUM DRYERS - VEND



TRADITIONAL LINE



MDG76PCCWW / S

- 75-lb. Capacity
- Coin / Card Ready
- Microprocessor
- Gas
- 120V / 60Hz / 1 phase
- Radial Airflow
- BTU's – 204,000
- CFM's – 1,200
- Galvanized Basket
- Available in white or stainless steel front



MDG30PCDWW

- 30-lb. Capacity
- Coin / Card Ready
- Microprocessor
- Gas
- 120V / 60Hz / 1 phase
- Radial Airflow
- BTU's – 90,000
- CFM's – 600
- Galvanized Basket

MULTI-LOAD STACKED GAS DRYERS



Traditional Line



MLG30PDBWW / S

- 30-lb. Capacity x 2
- Coin Equipped
- Microprocessor
- Natural Gas
- 120V / 60Hz / 1 phase
- Trans-Axial Airflow
- BTU's – 72,000 per pocket
- CFM's – 400 per pocket
- Galvanized Basket
- Available in white or stainless steel (not pictured) front
- 1 x 8 vent (top)



MLG31PCCWW / S

- 30-lb Capacity x 2
- Coin Equipped
- Microprocessor
- Natural Gas
- 120V / 60Hz / 1 phase
- Axial Airflow
- BTU's – 68,000 per pocket
- CFM's – 400 per pocket
- 2 x 6" vents (rear)
- Galvanized Drum
- Available in white or stainless steel (not pictured) front



MLG45PDCWW / S

- 45-lb. Capacity x 2
- Coin Equipped
- Microprocessor
- Natural Gas
- 120V / 60Hz / 1 phase
- Trans-Axial Airflow
- BTU's – 112,000 per pocket
- CFM's – 600 per pocket
- Galvanized Basket
- Available in white or stainless steel (not pictured) front
- 2 x 8 oval or 1 x 10 vent (top)

*Visit maytagcommerciallaundry.com for complete warranty details.

**Cycle and Option based pricing only available on 60Hz models

MULTI-LOAD STACKED GAS DRYERS



Advantage Line



MLG36PDWW / S

- 30-lb Capacity x 2
- Coin Equipped
- Dual Microprocessor's
- 1 Ph reversing
- Natural Gas
- 120V / 60Hz / 1 phase
- Axial Airflow
- BTU's – 72,000 per pocket
- CFM's – 450 per pocket
- 1 x 8" vent
- Stainless Steel Drum
- Available in white (not pictured) or stainless steel front




MLG46PDWW / S

- 45-lb Capacity x 2
- Coin Equipped
- Dual Microprocessor's
- 1 Ph reversing
- Natural Gas
- 120V / 60Hz / 1 phase
- Axial Airflow
- BTU's – 81,000 per pocket
- CFM's – 525 per pocket
- 1 x 10" vent
- Stainless Steel Drum
- Available in white (not pictured) or stainless steel front

MULTI-LOAD SINGLE DRUM GAS DRYERS - VEND



Advantage Line




MDG36PDAWS/W

- 35-lb. Capacity
- Coin Equipped
- Microprocessor
- 1 Ph Reversing
- Natural Gas
- 120V / 60Hz / 1 phase
- Axial Airflow
- BTU's – 70,000
- CFM's – 420
- Stainless Steel Basket
- Available in white (not pictured) or stainless steel front



MDG53PDAWS/W

- 50-lb. Capacity
- Coin Equipped
- Microprocessor
- 1 Ph Reversing
- Natural Gas
- 120V / 60Hz / 1 phase
- Axial Airflow
- BTU's – 125,000
- CFM's – 715
- Stainless Steel Basket
- Available in white (not pictured) or stainless steel front



MDG80PDAWS/W

- 80-lb. Capacity
- Coin Equipped
- Microprocessor
- 1 Ph Reversing
- Natural Gas
- 120V / 60Hz / 1 phase
- Axial Airflow
- BTU's – 135,000
- CFM's – 920
- Stainless Steel Basket
- Available in white (not pictured) or stainless steel front

Maytag Multi-Load Washer Line up



MWR25



MWR35



MWR45



MWR55



MWR65



MWR85

Drum Volume

	3.64	5.4	6.4	8.5	9.8	12.9
Capacity (lb)	25	35	45	55	65	85
G-force	200	200	200	200	200	150
Config	PD/PR/PN	PD/PR/PN	PD/PR/PN	PD/PR/PN	PD/PR/PN	PD/PR/PN



MWS25



MWS35



MWS45



MWS55



MWS65



MWS85

Drum Volume

	3.64	5.4	6.4	8.5	9.8	12.9
Capacity (lb)	25	35	45	55	65	85
G-force	360	360	360	360	360	360
Config	PN	PN	PN	PN	PN	PN

Capacity (lb)

G-force


Config

Maytag Multi-Load Dryer Lineup



MDG30 MDG50 MDG75 MDG76 MDG120 MDG170 MDG36 MDG53 MDG80 MDG121

Volume	12.3	18.3	21.5	22.4	38.1	51.5	12.3	18.3	22.1	35.5
BTU	90,000	150,000	175,000	204,000	375,000	550,000	70,000	125,000	135,000	250,000
CFM	460	750	1000	1200	2150	3700	420	600	920	1440
Reversing	N	N	Y(PNV)	N	Y	Y	Y	Y	Y	Y



MLG30 MLG31 MLG45 MLG36 MLG46

Volume	10.1	10.1	14.6	11	14.6
BTU	68,000	72,000	112,000	72,000	82,000
CFM	400	400	600	450	525
Reversing	N	N	N	Y	Y