



## The UK UFO Report 2021

**By Ash Ellis (@Identifiedufo)**

**Founder of UFOIdentified.co.uk and co-host of Pursuit of the Paranormal Podcast**

2021 may just turn out to be a hugely pivotal year for those that follow the UFO topic. Whilst the world was still locking down and new variants of Covid-19 were causing havoc and, sadly, many deaths, there were huge strides being made in the ongoing battle towards 'Disclosure'.

June saw the release of the much anticipated UAP Task Force Report in the United States, which led to a media furore in the days before and after the 9-page unclassified version was released. A database where you can find all articles found in national and local media can be found on our website.

Towards the end of 2021, US Senator Gillibrand proposed an amendment to the National Defense Authorization Act for the fiscal year 2022 which included the setting up of a new 'UAP Office' within the Pentagon that would investigate and analyse UFO sightings made by it's military personnel. The bill, including the UAP amendment, was signed into law by President Joe Biden on 27th December.

Closer to home, the UK Government is still sticking with it's usual line that

*"...the MOD has not changed its position on the subject of UAP and UFOs. In over 50 years no report to the Department on these issues indicated the existence of any military threat to the UK."*

Although, as a result of many FOI requests made this year, we have new names and departments within the Government that hadn't previously been considered having an interest in the topic, as well as some good, open, dialogue with a number of MPs around the country who are open to discussion on the topic. This is where the focus needs to be, to get the conversations going within our Government, to get our representatives talking to each other, to encourage them to take it as seriously as their American counterparts are.

There were a number of new initiatives within UFO Identified, starting with the creation of the News Database, which logs any article published in mainstream or local media outlets based around UFOs. Much of the national media are the usual “joke-y” or outlandish articles that we have come to expect although there were a couple of exceptions, with the Guardian producing a brilliant article in the summer. Local media outlets, however, do tend to publish more serious articles, looking at sightings around their area.

In June, we finally opened up our sightings database, after months of figuring out how to get it online, which is the biggest database of current-day sightings in the UK. Giving an overview of what is being reported, the database currently only includes 2021-2022 reports but will soon have information from 2020 (the earliest the database will go back as the emphasis is on current-day sightings). It is these sightings from 2021 that this report is based on.

In October, we hosted our very first UFO Conference, dubbed the **UFO Identified Mini-Con**, held in Preston to a sell-out crowd. Guests from all over the UK traveled to the north-west to listen to the four speakers, browse the stalls, and meet up with friends old and new to talk all things UFO! The day was a huge success and we will be running more events like this throughout 2022.

Onto the report, which is based on the 413 UFO sightings reported up to the 14th January 2022. Reports received after this date will be in the database but will not be included in this report.

Like last year, over 50 Freedom of Information Requests were submitted to help gather more information to help with this data and to push the conversation forward. Details of these can be found further down in this report.

Sources include, but are not limited to, the following organisations/groups:

UFOIdentified.co.uk  
Mutual UFO Network (MUFON)  
National UFO Reporting Center (NUFORC)  
British UFO Research Association (BUFORA)  
TruthProof.uk  
Birmingham UFO Group (BUFOG)  
Swansea UFO Network (SUFON)  
Cornwall UFO Research Group (CUFORG)  
Northern Ireland UFO Society (NIUFOS)  
Local / National Media  
Social Media inc. Facebook  
UK Police Forces

There are a number of other terms that are applicable to sightings, most commonly ‘UAP’, but for ease these will all be referred to as UFO in this report.

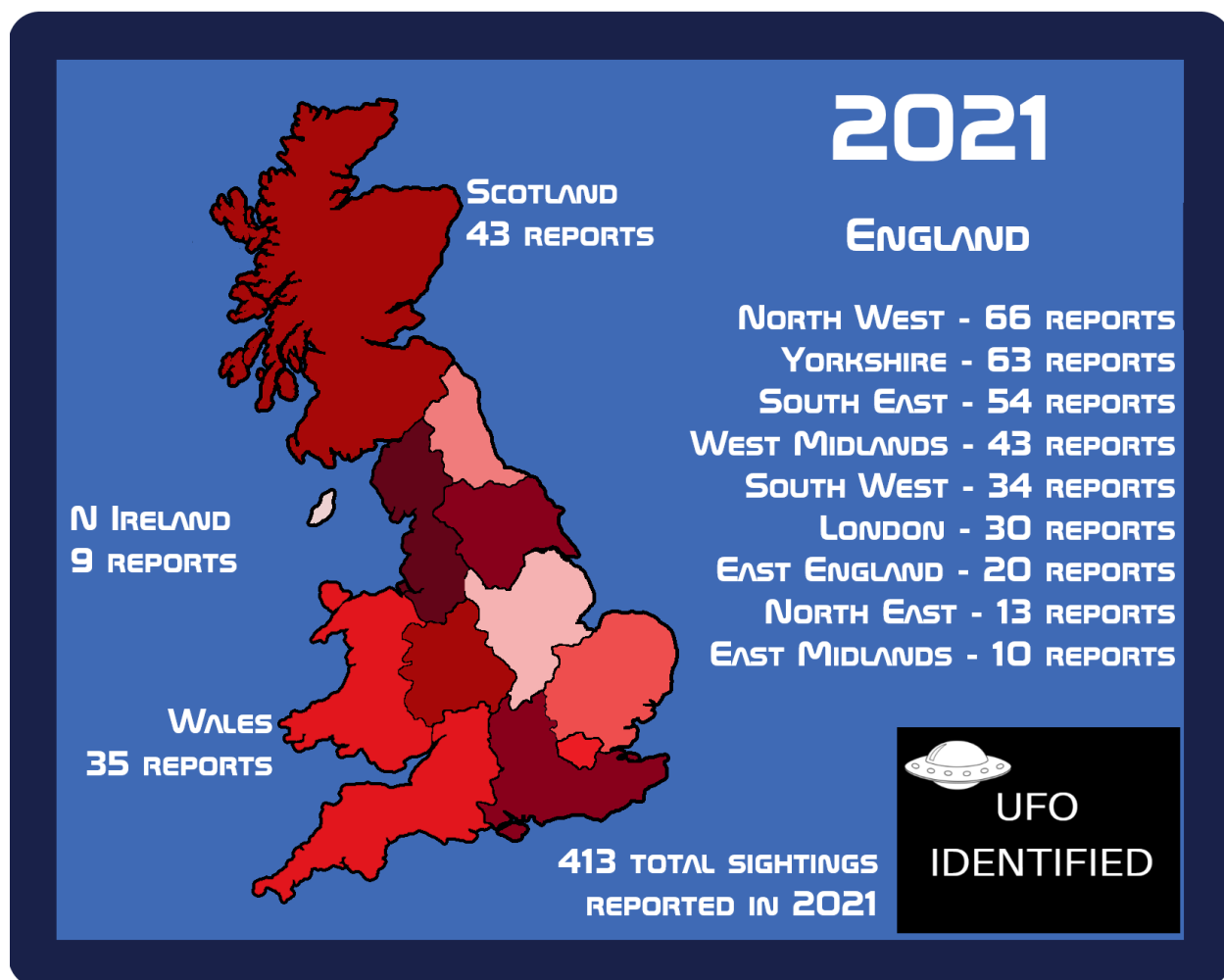
As stated, there were 413 sightings reported to the mentioned sources that are publicly available. This is a decrease on the 484 that were included in our 2020 report however there are two points of note on this:

- In 2020, over 100 of those sightings could be attributed to the Star Link satellites which caused an anomaly of high numbers of reports during March and April 2020;
- We have data from more sources this year than in 2020.

Based on this, I don't think it is necessary to conduct a year-on-year review of the figures as they wouldn't be an accurate representation. Moving forward into 2022 and beyond, however, we will be able to draw on more representative comparisons.

### Breaking Down the Numbers

<b>COUNTRY</b>	<b>SIGHTINGS</b>
England	333
Scotland	43
Wales	25
N Ireland	9
Just stated "UK"	3
<b>TOTAL</b>	<b>413</b>



As we can see, the region of the North-West and across to Yorkshire accounted for over a quarter of the total reported sightings. Areas within this region have long been considered UFO “hotspots”, could this still be the case? In the appendix of this report you will find a further breakdown of each region of the UK detailing how many sightings each county of the UK recorded.

Of course, it's not all about the number of sightings reported, as population density plays a part. The higher the population, the more people there are to see, and subsequently report, a UFO... right?

This is why we created a “Rate of Sightings”, a mathematical formula based on the population of each region, and country, of the UK. This gives us a simple figure, with the higher the figure, the higher number of sightings reported per person. We believe this creates a more accurate representation of where you are more likely to have seen a UFO during 2021.

The Rate of Sightings for the United Kingdom as a whole was **1.6**

<b>Total average for United Kingdom</b>	<b>1.6</b>
---	------------

Breaking that down into countries, we can see that both Scotland and Wales have a higher sighting rate than England. Despite the latter having many more actual reported sightings, you are almost 33% more likely to have seen a UFO in Scotland or Wales.

<b>Scotland</b>	<b>1.9</b>
<b>Wales</b>	<b>1.9</b>
<b>England</b>	<b>1.5</b>
<b>N Ireland</b>	<b>1.1</b>

The below table shows the Rate of Sightings for each region of England, and you can see how much changes when you look beyond the basic number of reports. You are much more likely to see a UFO in Yorkshire & Humber than anywhere else. The only comparison I will make to 2020 is that East Midlands was bottom of the table that year as well. With a Rate of Sighting of 0.9, and despite having a considerable population size, unidentified objects are just not being seen!

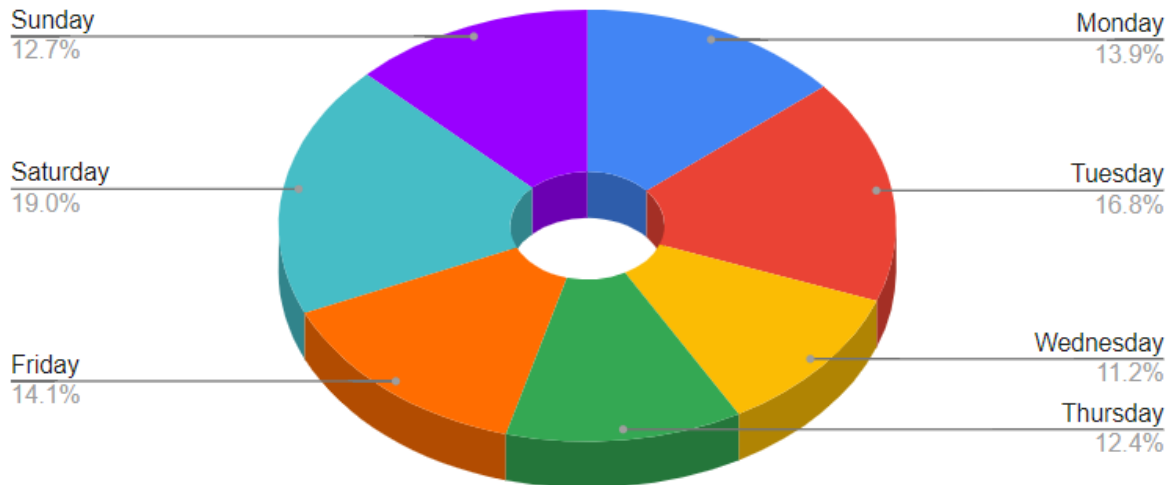
<b>Yorkshire &amp; Humber</b>	<b>2.8</b>	<b>North West</b>	<b>66</b>
<b>North West</b>	<b>2.2</b>	<b>Yorkshire</b>	<b>63</b>
<b>West Midlands</b>	<b>1.8</b>	<b>South East</b>	<b>54</b>
<b>South West</b>	<b>1.5</b>	<b>West Midlands</b>	<b>43</b>
<b>South East</b>	<b>1.4</b>	<b>South West</b>	<b>34</b>
<b>North East</b>	<b>1.2</b>	<b>London</b>	<b>30</b>
<b>London</b>	<b>0.8</b>	<b>East England</b>	<b>20</b>
<b>East England</b>	<b>0.8</b>	<b>North East</b>	<b>13</b>
<b>East Midlands</b>	<b>0.5</b>	<b>East Midlands</b>	<b>10</b>

We've looked at WHERE you were most likely to see a UFO, but what about WHEN?

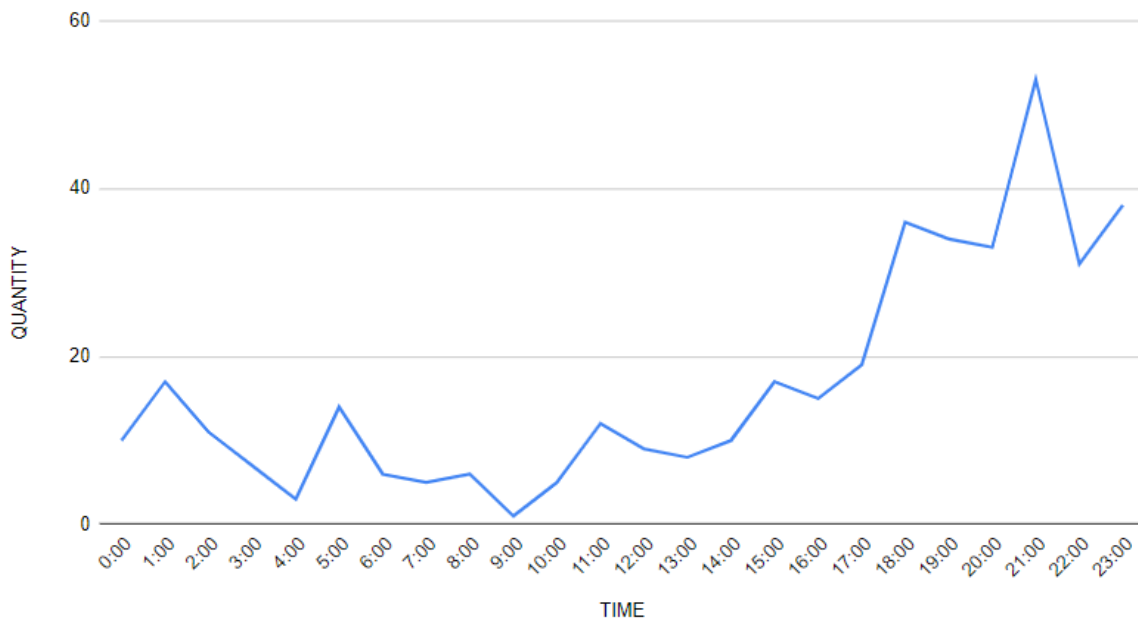
The data shows... **On a Saturday between 9pm and 10pm!**

The majority of sightings are made between 6pm and midnight, with a peak around 9-10pm. As expected, there are few sightings between the early hours until mid-afternoon however there is a considerable increase between 5am and 6am (14 compared to 3 for 4-5am and 6 for 6-7am).

## SIGHTINGS BY DAY



## TIME OF SIGHTINGS



## A Visual Phenomena

That's where and when looked at, but what about WHAT are people reporting to see?

There are a WIDE range of different shapes and descriptions given, so for recording purposes different descriptions can be categorised into one section. For example, a description of a 'Tic-Tac' or 'Cigar' shaped object, is categorised as a Cylinder. Likewise, 'Delta' and 'Arrow-head' descriptions would be classed as a Triangle shape and so on. The 'Other' category includes mainly one-off shapes or descriptions such as 'square' or 'cloud-like' that don't fit into the more readily obvious categories.

<b>SHAPE</b>	<b>QUANTITY</b>
Star-like	102
Orb	74
Sphere	49
Triangle	38
Cylinder	31
Disc	21
Oval	18
Other	80
<b>TOTAL</b>	<b>413</b>

These shapes are taken from the (sometimes very basic) description given by the reporting witness. Star-like and Orb are clearly the most common reported shape and most will be what you would call a "lights in the sky" sighting.

Triangular shaped UFOs are again still a fairly common reported sighting, and there was one standout event whereby four triangle UFOs were reported within one 18-hour period in late January. These were reported by four different witnesses, in four different towns, but all located on the western edge of England (including one on the Eastern border of Wales). A fifth sighting was reported just a few days later in roughly the same area. Did these sightings relate to the same object? You can read our full report on these sightings on the website.

## Close Encounters

Dr J. Allen Hynek developed the Close Encounters system of classifying UFO reports in 1972, after he stopped investigating UFO reports on behalf of the US Government.

Nocturnal Lights refer to lights seen in the night sky

Daytime Discs are UFOs seen in daylight

Close Encounter of the First Kind is a visual sighting showing visual detail and at a distance of no more than 500 feet away

Close Encounter of the Second Kind is attributed to a UFO sighting which has also left a physical effect, such as vehicle malfunction or animals reacting

Close Encounter of the Third Kind is when an entity is witnessed, seemingly occupying or piloting the UFO.

Further classifications of the Hynek Scale have been introduced, including a Close Encounter of the Fourth Kind which involves an abduction event, and a Close Encounter of the Fifth Kind which involves human-initiated communication with an ET

Sightings made during 2021 in the UK can be classified via the Hynek Scale as below:

<b>CE RATING</b>	<b>QUANTITY</b>
Nocturnal Lights	231
Daylight Disc	148
CE1	21
CE2	0
CE3	1
CE4	3
CE5	0
Unknown	9
<b>TOTAL</b>	<b>413</b>

For 2022 and beyond, we will be adding a second 'nocturnal' classification, to differentiate between a simple 'lights in the sky' sighting and a clear object/shape being seen in the night sky.



## Freedom isn't Free

As always, our many Freedom of Information requests were met with mixed results. In our annual request to each of the Police forces in the UK, the results of each can be found below, some have no problem and send the information rather swiftly, some refuse due to “the cost” of the request, whilst others respond with downright offensive comments, such as this response from West Mercia Police:

Please be advised that s.14(1) of the Act stipulates that an authority is not obliged to comply with a request for information if the request is deemed vexatious. Requests are deemed to be vexatious if they fit one or more of the following criteria:

- The request lacks any serious purpose or value
- The subject matter is inane or extremely trivial
- The request is made for the sole purpose of amusement

After a few ‘choice’ paragraphs were sent back to them in response, they quickly responded informing me that they will get me the information requested. Happy days.

A fair few of the reports contained within these requests are clearly made by those with mental health difficulties, and unlike some media outlets who use these incidents in their articles, they are not included in our database or this report.

Out of the 45 requests made, 34 responses have been received at the date of publication of this report. Follow-ups have been sent to the outstanding 11 police forces yet to respond.

Out of the 34 that have responded, the replies can be detailed as followed:

Supplied Information	17
No information held	9
Refused due to cost	6
Refused due to GDPR	2

Of the 17 police forces that provided details of reports/incidents regarding UFO sightings reported to them, there were **21 reports** that we deemed relevant and genuine and have been added to our database. There were around 60 total incidents that we were given information for but having noted the tone and details of the report we conclude that around two thirds were either hoaxes or, as mentioned above, made by those with mental health difficulties.

We would genuinely like to thank those that did provide the information (or responded having carried out the searches but had no information) for their timely and helpful cooperation. These were:

Avon and Somerset (1 relevant sighting), Cambridgeshire (0), Cheshire (0), Cleveland (0), Cumbria (0), Derbyshire (1), Devon and Cornwall (0), Dorset (0), Durham (0), Gloucestershire (0), Gwent (0), Lancashire (0), Metropolitan (0), Norfolk (0), North Wales (1), Northamptonshire (0), Nottinghamshire (2), South Wales (0), South Yorkshire (0), Suffolk (0), Surrey (0), Sussex (4), Warwickshire (2), West Yorkshire (3), Police Scotland (4), PSNI (3).

Those that refused to provide information include:

Bedfordshire, City of London, Dyfed-Powys, Hampshire, Hertfordshire, Leicestershire, Thames Valley, West Mercia.

## **Conclusion**

As I mentioned at the start of this report, I feel that 2021 will be looked back on as a momentous year in the history of modern Ufology. It is vitally important that we keep the pressure on our Government and representative MPs to keep the dialog going and to catch up with what is happening in the USA. There is a guide on our website for how you can help as we, the UFO community, keep pushing the activism, engaging the media, the Government, and other high-profile individuals.

In terms of UFO reports, I feel that it is still very important that these are being recorded so we can build a fuller picture of what is being seen in our skies. No matter where you report your sighting, whether it's to us at UFO Identified, to MUFON, to BUFORA, or to a UFO group local to you, it doesn't matter, just please report it, with as much information as you can.

Thank you to Abigail Hyslop and Natalie Myers, my right-hand girls at UFO Identified for all of your support and help these past 12 months. Thank you to all those members of our UFO Identified North West Division facebook group, and thank you to you for reading this report. A big thank you goes out to our members that have supported us financially this year, this support means more than I could give thanks for and allows us to continue doing our research, doing our boots-on-the-ground investigations, putting on events like our conferences and many skywatches and helps fund the upkeep of the website and sightings database.

This is a hobby for us, but it's an expensive one, and every penny really does help. If you have enjoyed reading this report and would like to contribute you can join our membership scheme which gives you access to the UK UFO Sightings Database, monthly giveaways, discounted or free entry to public events and more! Info on how to join can be found on our Members pages at **[www.ufoidentified.co.uk](http://www.ufoidentified.co.uk)**

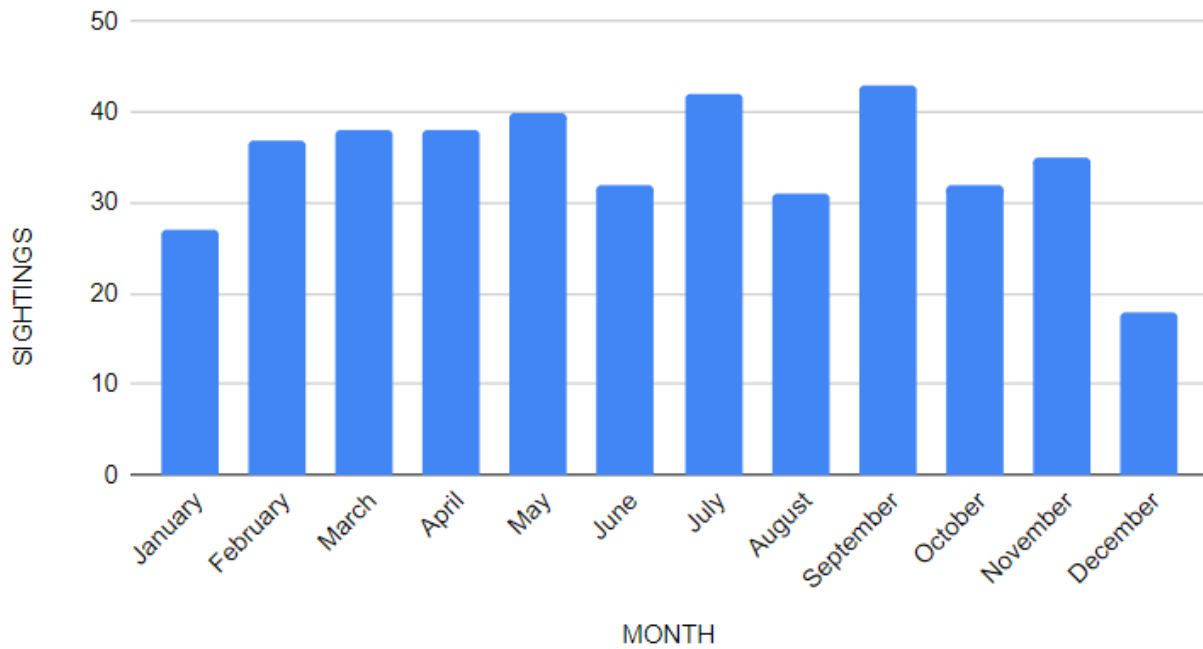
One-off donations can be made to [paypal.me/ashellisufo](https://www.paypal.com/ashellisufo)

Every penny raised is put back into the group. No member of the UFO Identified team takes any payment.

**Thank you!**

**Appendix**

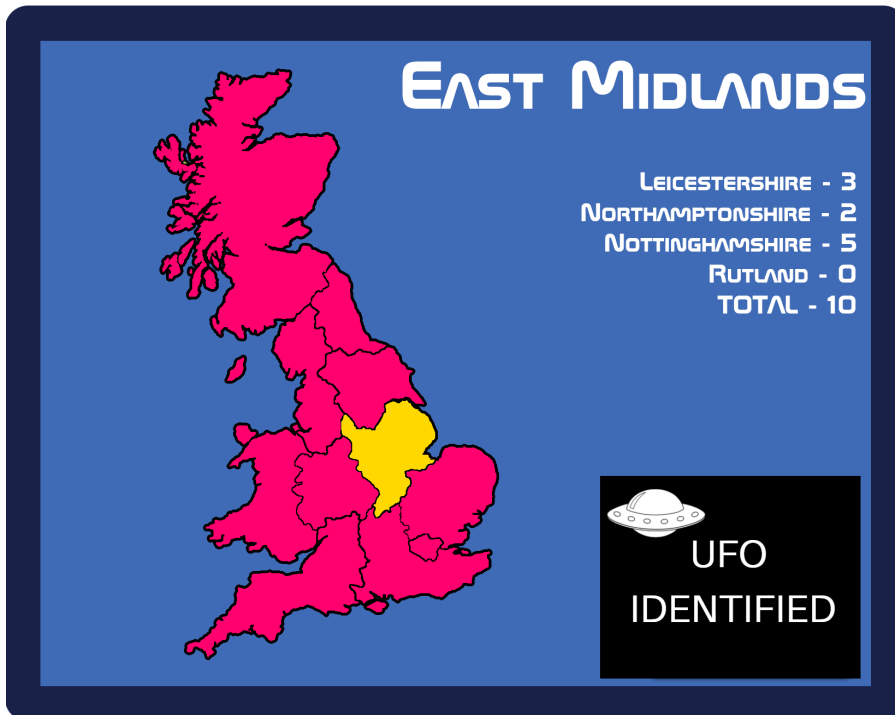
**SIGHTINGS BY MONTH**



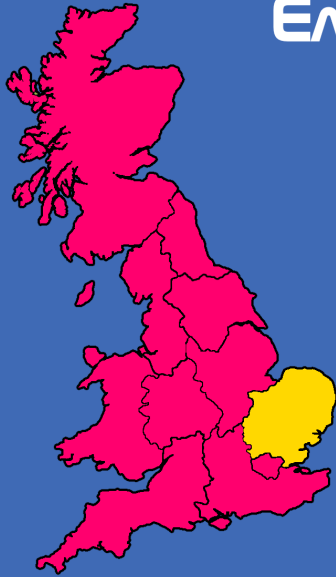
<b>MONTH</b>	<b>SIGHTINGS</b>
January	<b>27</b>
February	<b>37</b>
March	<b>38</b>
April	<b>38</b>
May	<b>40</b>
June	<b>32</b>
July	<b>42</b>
August	<b>31</b>
September	<b>43</b>
October	<b>32</b>
November	<b>35</b>
December	<b>18</b>
<b>TOTAL</b>	<b>413</b>

<b>DAY</b>	<b>SIGHTINGS</b>
Monday	<b>57</b>
Tuesday	<b>69</b>
Wednesday	<b>46</b>
Thursday	<b>51</b>
Friday	<b>58</b>
Saturday	<b>78</b>
Sunday	<b>52</b>

TIME	QUANTITY
0:00	10
1:00	17
2:00	11
3:00	7
4:00	3
5:00	14
6:00	6
7:00	5
8:00	6
9:00	1
10:00	5
11:00	12
12:00	9
13:00	8
14:00	10
15:00	17
16:00	15
17:00	19
18:00	36
19:00	34
20:00	33
21:00	53
22:00	31
23:00	38



# EAST ENGLAND



BEDFORDSHIRE - 0  
CAMBRIDGESHIRE - 2  
ESSEX - 6  
HERTFORDSHIRE - 5  
NORFOLK - 2  
SUFFOLK - 5  
TOTAL - 20



UFO  
IDENTIFIED

# NORTHERN IRELAND



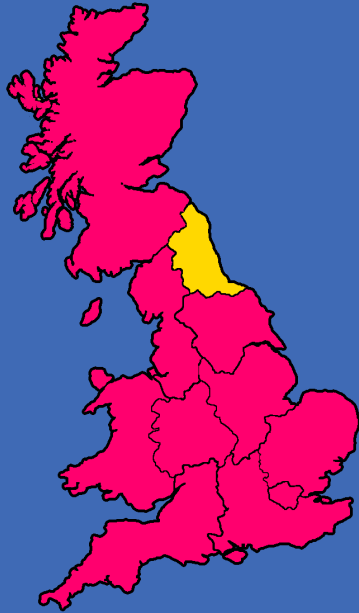
COUNTY ANTRIM - 5  
COUNTY DOWN - 3  
COUNTY LONDONDERRY - 1  
TOTAL - 9



UFO  
IDENTIFIED

MAP BY MAXIMILIAN DÖRRBECKER (CHUMWA)

# NORTH EAST

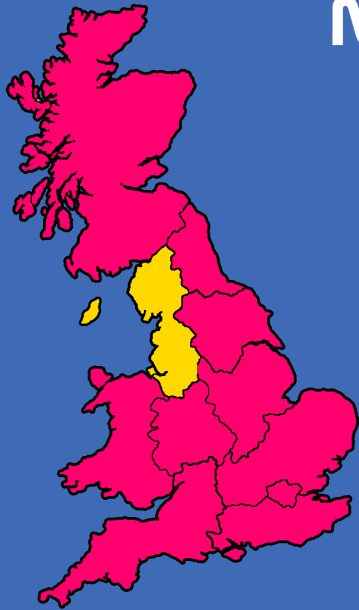


COUNTY DURHAM - 3  
NORTHUMBERLAND - 4  
TYNE AND WEAR - 6  
TOTAL - 13



UFO  
IDENTIFIED

# NORTH WEST

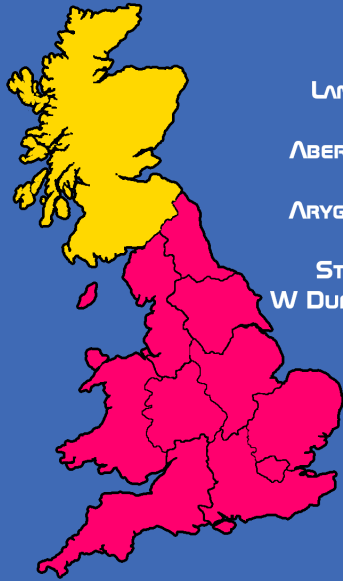


CUMBRIA - 7  
CHESHIRE - 11  
GTR MANCHESTER - 24  
LANCASHIRE - 10  
MERSEYSIDE - 14  
TOTAL - 66



UFO  
IDENTIFIED

# SCOTLAND



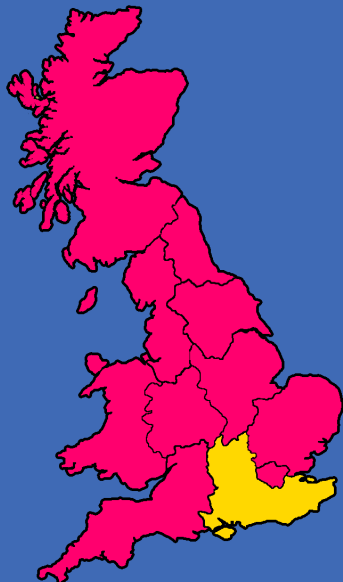
LANKSHIRE - 19  
LOTHIAN - 7  
ABERDEENSHIRE - 2  
FIFE - 2  
ARYGLE & BUTE - 2  
INVERNESS - 2  
STIRLINGSHIRE - 1  
W DUNBARTONS'E - 1  
ARYSHIRE - 1  
SUTHERLAND - 1  
CLACKMANS'E - 1  
HIGHLANDS - 1  
ANGUS - 1  
DUNBARTON - 1  
MORAY - 1

TOTAL - 43



UFO  
IDENTIFIED

# SOUTH EAST

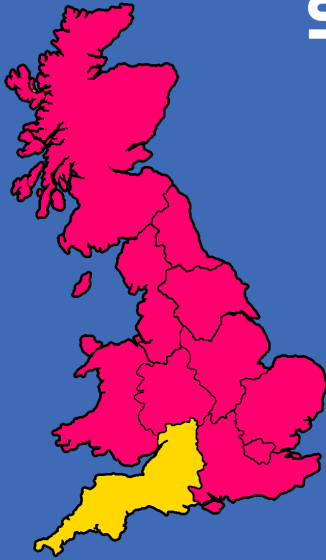


BERKSHIRE - 4  
BUCKINGHAMSHIRE - 8  
EAST SUSSEX - 2  
HAMPSHIRE - 11  
ISLE OF WIGHT - 0  
KENT - 12  
OXFORDSHIRE - 3  
SURREY - 2  
WEST SUSSEX - 12  
TOTAL - 54



UFO  
IDENTIFIED

## SOUTH WEST

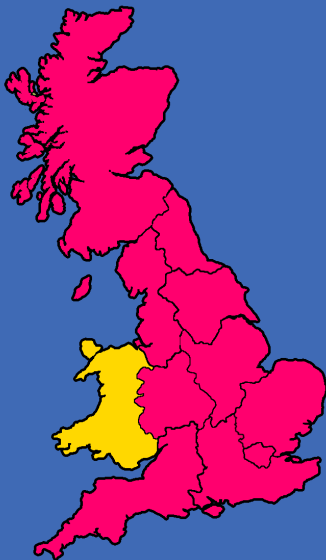


CORNWALL - 7  
DEVON - 7  
DORSET - 3  
GLOUCESTERSHIRE - 6  
SOMERSET - 8  
WILTSHIRE - 3  
TOTAL - 34



UFO  
IDENTIFIED

## WALES



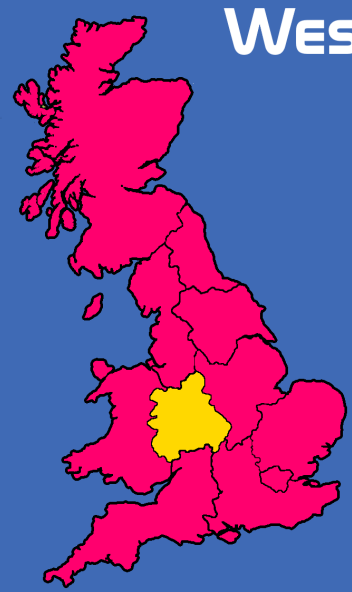
GLAMORGAN - 11  
GWENT - 4  
CLWYD - 4  
DYFED - 3  
POWYS - 2  
GWYNEDD - 1  
TOTAL - 24



UFO  
IDENTIFIED



# WEST MIDLANDS

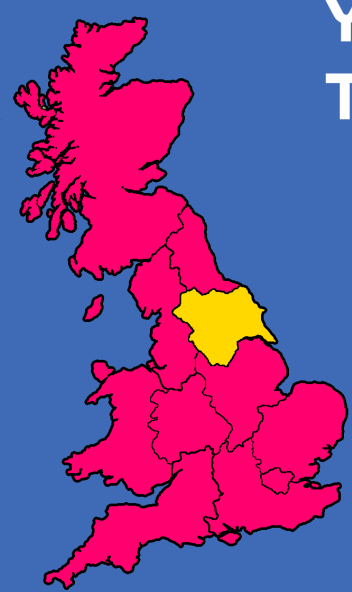


- DERBYSHIRE - 6
- HEREFORDSHIRE - 2
- SHROPSHIRE - 6
- STAFFORDSHIRE - 9
- WARWICKSHIRE - 4
- WEST MIDLANDS - 9
- WORCESTERSHIRE - 7
- TOTAL - 43



UFO  
IDENTIFIED

# YORKSHIRE & THE HUMBER



- EAST RIDING - 17
- LINCOLNSHIRE - 9
- NORTH YORKSHIRE - 14
- SOUTH YORKSHIRE - 8
- WEST YORKSHIRE - 15
- TOTAL - 63



UFO  
IDENTIFIED