







## Review - capital letters and full stops

Sam is at a tap.

1. Read the sentence.
2. Explain to the children that capital letters are used at the beginning of a sentence and for names.

A man is at a tap.

3. Read the sentence.
4. Explain that some capitals are a similar shape to their lower-case letters (like S), and some have different shapes (like A), but each capital always has the same sound as its lower-case letter.
5. Show the children the full stops. Explain that full stops are used at the end of sentences.



Refer to the lower case and upper case letters (Ss and Aa) on the alphabet chart.

The dog will yap if I yell.

7. Apply: The teacher dictates while children write a sentence taken from the daily planning.