

Travel & Live Life in Style



 **GOLDEN**
YOUR LIFE IN MOTION



Rich Golden pictured with his children, third generation Golden Team Members! Pictured left to right: Rich Jr., Alyssa, Rich & Mike.

A MESSAGE FROM RICH GOLDEN, CEO

Golden is known for comfort, quality and innovation. Founded in 1985, we manufacture mobility products that push the boundaries of expectation, providing extremely comfortable, highly dependable scooters and power wheelchairs with superior designs to last for years to come.

Through our products, we help provide people who have mobility issues an avenue to pursue their own independence allowing them to live their best lives and find happiness. Our scooters and power wheelchairs offer excellent maneuverability and performance to get you where you want to go in comfort and style. Explore our line of mobility products and choose the one that's perfect for you! Plus, all models are backed by the best warranties in the industry!

We are proud to manufacture America's favorite scooters and power wheelchairs - for your family, and ours.

A handwritten signature in black ink that reads "Rich Golden".

OUR VISION...

To build the most innovative and comfortable products that put you and your family's lives in motion.

Golden scooters and power wheelchairs are Class II Medical Devices.



Foldable
Lightweight
& Portable

GOLDEN
CRICKET



BUZZY'S
AROUND
HD

BUZZY'S
AROUND
HD

The Buzzaround LX™

The **GOLDEN BUZZAROUND LX™** is a full-size scooter offering comfort and the convenience of true portability to take you where you want to go in style!

BUZZAROUND LX FEATURES:

- Stylish, foldable, high back Captain's seat with armrests
- 375 lb. weight capacity
- Infinitely adjustable tiller with EZ reach adjustment lever
- Up to 18 mile range with two U1 batteries
- Ample foot room
- USB charging port
- Comfort spring suspension for a smoother ride
- Cell phone holder

BUZZAROUND LX DISASSEMBLED

GB119 3-wheel model shown.



BUZZ™
AROUND LX
LUXURY



BUZZ™
AROUND LX
LUXURY



GB119 & GB149 Color Shrouds



*Upcharge applies.

The Buzzaround EX™

The **GOLDEN BUZZAROUND EX™** Extreme Scooter features the portability and easy disassembly of a lightweight scooter with the amazing benefits of a full-size scooter.

BUZZ EX



Scan for video.

BUZZAROUND EX FEATURES:

- 350 lb. weight capacity
- Operating range up to 18 miles per charge
- 4" ground clearance
- 2-U1 batteries for maximum range
- Ultrabright LED headlight and taillight
- Comfort spring suspension for a smoother ride
- Cell phone holder

BUZZAROUND LX & EX OPTIONS



Y CABLE BATTERY CHARGING HARNESS

The Y Cable Charging Harness conveniently connects directly from the electrical outlet to each battery box.



BATTERY DOCKING STATION

The Battery Docking Station is portable and connects to charge the U1 batteries. Perfect for charging batteries off the scooter, especially when visiting family or friends, or at a vacation destination. Enjoy being on the go!



BUMPER CONVERSION KIT

For easy vertical storage. Can be ordered as a KIT or pre-installed on models GB118, GB148, GB119 & GB149.

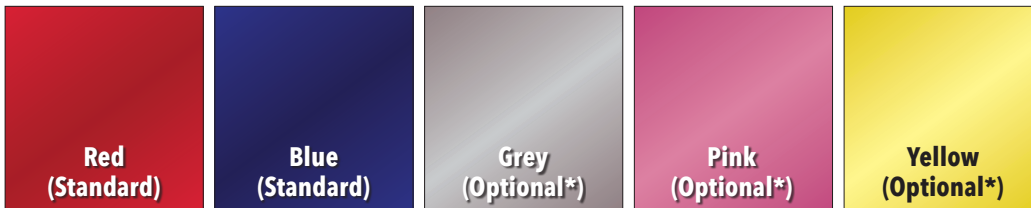


GB118



GB148

GB118 & GB148 Color Shrouds



*Upcharge applies.

BUZZAROUND^{XL}™ HD

Upgrade with NEW
XR Extended Range
22 AH Battery Option!*



Jeannie D. | Google Review

"I absolutely love my Golden scooter because it comes apart into 5 pieces that fits easily into my little car's trunk. That gives me the freedom to be able to go EVERYWHERE! My scooter is a much-needed medical device that has thankfully given me back my life. I am eternally grateful that I have it."

XL & XLSHD
NOW AVAILABLE IN WHITE!



The Buzzaround XL™ & XLSHD™



The **GOLDEN BUZZAROUND XL™** and heavy-duty **GOLDEN BUZZAROUND XLSHD™** are compact travel scooters that offer improved drivability and standard features to make your riding experience better than ever. Scooters disassemble in seconds with just four easy steps making transporting from one destination to another a breeze!

BUZZAROUND XL FEATURES:

- 300 lb. weight capacity
- Operating range up to 10 miles on one charge
- Stylish, contoured stadium style seat
- Easy-to-grip tiller adjustment knob
- 12 Amp batteries standard
- 3.5-inch ground clearance
- Front & rear LED lighting package with angle adjustable headlight
- USB port on the wraparound delta tiller
- Phone & cup holders
- Quick & easy disassembly



BUZZAROUND XL™



BUZZAROUND XLSHD FEATURES:

- 325 lb. weight capacity
- Adjustable comfort spring suspension for a smoother ride
- Manually adjustable rear suspension
- Operating range up to 9 miles on one charge
- 12 AH batteries standard
- 4-inch ground clearance
- Front & rear LED lighting package with angle adjustable headlight
- USB port on the wraparound delta tiller
- Phone & cup holders
- Quick & easy disassembly



**NEW
SPORTY WHITE
COLOR
SHROUDS!**

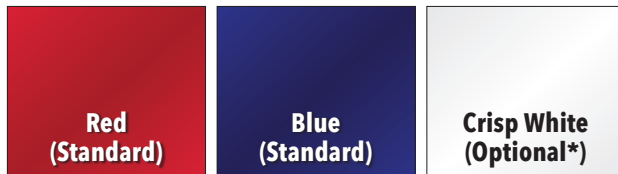
BUZZAROUND XLSHD™



Upgrade with XR Extended Range 22 AH Battery Option!

Packaged separately as an accessory, but ships with unit.

GB121 & GB124 Color Shrouds



**Upcharge applies.*

BUZZY'S
AROUND™
HD



The Buzzaround LT™

The **GOLDEN BUZZAROUND LT™** scooter is the smallest, lightest, and most portable Buzzaround scooter to get you where you want to go. Offered in both 3- and 4-wheel models, this sporty design features a lightweight, stadium style seat and increased foot room. The new Buzz LT also has a new hard plastic rugged basket, and scratch resistant color shrouds. Enjoy its indoor maneuverability and smooth outdoor ride.

BUZZAROUND LT FEATURES:

- 300 lb. weight capacity
- Operating range up to 7 miles on one charge
- Lightweight, stadium style seat
- 2-12 Amp batteries standard
- 2.5-inch ground clearance
- Quick & Easy Disassembly
- Front mounted, index finger throttle
- Tiller mounted charging port
- Height adjustable swivel seat with width adjustable, flip-up armrests

BUZZAROUND LT DISASSEMBLED

GB107 3-wheel model shown.

3-wheel - 28 lbs.
4-wheel - 34 lbs.



GB107 & GB108 Color Shrouds

Red
(Standard)

Scratch Resistant!



*Upcharge applies.



GB107



GB108

BUZZ
AROUND
CarryOn[®]

Forbes
HEALTH

**NAMES THE BUZZAROUND
CARRYON[®] AMONG
THE BEST LIGHTWEIGHT
MOBILITY SCOOTERS!**



 **GOLDEN**



K. Rippens | Google Review

"I am very happy with my CarryOn scooter. It suits all my priorities: portable, lightweight, comfortable, runs on gravel and grass, easy to fold up for storage. The adjustable tiller is fantastic for bringing the controls within easy reach. It is also a lot of fun to drive."

The Buzzaround CarryOn®



The **GOLDEN BUZZAROUND CARRYON®** foldable scooter is small in stature and big on fun! This super portable, foldable, sporty new scooter folds to only 12" high, making it perfect for travel and cruising. It disassembles easily into two pieces and is designed to store in the smallest compartments. Pack your dreams and go anywhere with the CarryOn!



BUZZAROUND CARRYON® FEATURES:

- 300 lb. weight capacity
- Designed for minimal storage space
- 4-point carry handles for easy transport
- 12" height when folded (*without seat*)
- 4" ground clearance
- 300 lb. weight capacity
- Flip up armrests
- Infinitely adjustable tiller
- Front & rear LED light package
- USB port & water bottle holder on tiller
- Disassembles easily
- Long range coverage up to 18 miles
- Easy access 15 AH lithium-ion battery standard (Travel battery sold separately*)
- Optional travel bag

**Optional airline friendly 6.5 AH lithium-ion battery comes with a stylish travel bag and when removed, can be taken as a carry on while traveling by air, sea or train.*



GB120

Red or Blue - Customer's Choice!



NEW! Optional Travel Bag*



*Upcharge applies.

The LiteRider®

The **GOLDEN LITERIDER®** scooter offers a uniquely modern yet rugged-metal tubular design that can be easily cleaned and comes equipped with two cargo baskets for lots of storage as you enjoy a day outdoors.

LITERIDER FEATURES:

- 300 lb. weight capacity
- Wraparound Delta Tiller standard
- Easy to read control panel with backlit battery gauge
- Two storage baskets standard
- Comfortable stadium style seat standard
- Adjustable armrests
- Optional 20" x 18" stadium style seat
- 2-22 AH Batteries; increased operating range up to 12 miles
- Completely wireless disassembly
- 9" front and rear tires
- New Ultrabright LED adjustable headlight and rugged plastic basket standard!



GL111



GL141

Red or Blue - Customer's Choice!



The Companion™



The **GOLDEN COMPANION** full-size luxury scooters are your ticket to ride first class every day! Shop in the mall, attend sporting events and enjoy the great outdoors with the unmatched comfort of your favorite new Companion!

COMPANION FEATURES:

- Wraparound Delta Tiller standard
- Adjustable LED headlight
- EZ Reach tiller adjustment lever
- Auto lock tiller
- Easy to read control panel
- Easy access charging port
- Black, non-marking, low profile tires on sturdy steel rims
- LED battery gauge
- Comfortable, fully adjustable padded armrests
- Under floor mat troubleshooting guide
- Removable shopping basket with handle
- Four mobility transportation tie downs
- Optional power elevating seat



Red or Blue - Customer's Choice!



The Avenger™


The **GOLDEN AVENGER™** is the best rugged, heavy duty scooter when you want to tackle the great outdoors, It features oversized tires with sporty mag wheels, a full-size captain's seat for all day riding comfort, and an impressive operating range of up to 18 miles.

AVENGER FEATURES:

- 500 lb. weight capacity
- Adjustable tiller for riding comfort
- Deluxe, reclining high back captain's seat
- 13" oversized, solid front and rear tires
- Adjustable front headlight and four-way flashers
- Large front cargo basket standard
- 2-NF22 batteries standard
- Up to 18-mile operating range per charge
- 4" ground clearance



GA541 Colors - Customers Choice!



GA541

The Eagle™

The **GOLDEN EAGLE™** is THE ultimate outdoor driving experience. In a class all its own, the Eagle's stylish yet rugged design is built for high performance and maneuverability with front and rear suspension for smoothly traversing outdoor terrain and a powerful 140 Amp controller for outstanding climbing ability.

EAGLE FEATURES:

- 500 lb. weight capacity
- Bluetooth audio sound system located in the tiller
- Cell phone holder
- USB charger
- Bottle holder behind tiller
- Full LED lighting package with blinkers
- Rearview mirrors
- Gas pneumatic adjustable tiller
- Luxury high-back Captain's swivel seat
- Lockable, water-resistant storage compartment standard
- 13" pneumatic tires
- Up to 23-mile operating range per charge
- 2-NF22 batteries standard
- Optional 75 AH batteries (up to 32-mile range)
- 5" ground clearance



Large View of Rear,
Water-resistant Storage
Compartment


**GOLDEN
EAGLE**



GR595



USB Charging Port
& Volume Control



Rear, Lockable Storage
Compartment



Dashboard, Mirror
& Cell Phone Holder

GR595 Color

Red



GOLDEN
CRICKET



The Cricket™

The all-new **GOLDEN CRICKET™** folding power wheelchair is stylish, agile, and extremely portable. Crafted with an incredibly strong yet lightweight **100% carbon fiber frame**, the Cricket weighs as light as 33 lbs.*, making travel a breeze! The slim sporty design is perfect for navigating indoors and out while sightseeing, shopping, or dining.



CRICKET FEATURES:

- 100% Carbon fiber frame
- 300 lb. weight capacity
- Weighs as little as 33 lbs.*
(*Excludes removable battery, joystick, cushion and bag.)
- Removable seat cushion
- Storage bag underneath seat
- Flip up arm rests
- Joystick controller
- 22" turning radius
- Maximum speed of 3.7 mph
- Operating Range of up to 9.3 miles
- Airline-approved 12 AH 24V lithium-ion batteries
- Convenient offboard charging
- Upright stand ability for easy storage
- Folds effortlessly




**FOLD
& STOW**

Compact Dimensions
30.2" x 22.25"
x 14"

**ONLY
33 lbs.*
to carry,
but holds up to
300 lbs.!**



GP302



Padded,
Removable Seat



USB Charging Port



Flip-up Armrests

GP302 Color



Carbon Fiber

Live the Golden Life

Test drive the industry's most comprehensive line of consumer power wheelchairs today!



**ONLY
36 lbs.!**



GOLDEN



Cheri H. | Google Review

"I got a LiteRider Envy. I have COPD and have issues walking any short distance. This chair enables me to take it with me easily anywhere I need to go. Highly recommend!"

The LiteRider Envy®

The portable LiteRider Envy's design makes our power wheelchairs the easiest to transport!

The **GOLDEN LITERIDER ENVY®** and **GOLDEN LITERIDER ENVY LT®** power wheelchairs are both stylish and durable with a tubular design that is unique to the Golden LiteRider family! They feature a large adjustable footplate and an impressive turning radius of 28.5", making them perfect for indoor or outdoor use.



ENYV
Scan for video.

LITERIDER ENVY LT FEATURES:

- 250 lb. weight capacity
- 40 Amp joystick controller
- Operating range of up to 7.25 miles
- 2-12V 18 AH batteries
- Adjustable foot plate
- Disassembles into 4 pieces
- Lightweight & convenient
- Silver powder coated frame
- Offboard charging capability
- Quick & easy disassembly



SATIN SILVER

GP161 Available in Silver Only

LITERIDER ENVY FEATURES:

- 300 lb. weight capacity
- Dynamic LiNX controller
- Lightweight & convenient
- Operating range up to 15.5 miles
- 22 AH battery for all-day range
- Premium 17" seat option
- Disassembles into 4 pieces
- Off board battery charging for on the go
- Larger foot plate
- Available in 6 vibrant colors



SOLAR FLARE ORANGE

GP162 Shown with high back premium seat option

GP161 Color



Satin Silver

GP162 Colors - Customer's Choice!




Cherry Red



Paradise Blue



Satin Silver



Envy Green



Sunburst Yellow



Solar Flare Orange

The Compass™

Experience Constant Contact

The **GOLDEN COMPASS™** models provide superior forward stability making them the safest power wheelchairs to mount or dismount. Thanks to the springless, articulating chassis, the Compass offers the best stability and no tipping! This unique suspension system keeps all six wheels on the ground simultaneously, eliminating the rocking sensation when traversing inclines, giving all Compass models unparalleled curb and threshold climbing ability. No other power base can match the constant wheel to ground contact of a Compass!

COMPASS SPORT FEATURES:

- Springless, articulating chassis
- 300 lb. weight capacity
- Dynamic LiNX controller
- EZ Lock compatible
- Scratch resistant plastic color shrouds
- Larger footplate
- Non-marking, flat free tires
- Foldable, adjustable high-back seat
- Adjustable armrests
- 2-U1 batteries standard
- Up to 24-mile operating range
- Optional 50 AH batteries for up to 34-mile operating range

COMPASS HD FEATURES:

- Springless, articulating chassis
- 450 lb. weight capacity
- Four post seat mount with slide seat bracket allows for adjustable seat pitch
- 75 Amp controller standard
- Non-marking, flat free tires
- Foldable, adjustable high-back seat
- Adjustable armrests
- 2-NF22 batteries standard
- Up to 12-mile operating range

Red or Blue - Customers Choice!



GP605



GP620

The BuzzAbout™

The **GOLDEN BUZZABOUT™** is a full-time luxury power wheelchair that is perfect for travel, in a class all its own in our popular BuzzAround series of mobility products. The BuzzAbout offers excellent performance and maneuverability indoors and out for your active lifestyle!

BUZZABOUT FEATURES:

- 300 lb. weight capacity
- Stylish captain's seat with contoured support
- Motion sensing LED running lights on footplate & rear handle when joystick is moved
- Quick & easy disassembly into four pieces for transport
- Offboard charging capability
- Dynamic LiNX Controller
- Turning Radius: 28.5"



**Unique Motion Sensing LED Light
on Footplate & Rear Handle!**

GP164 Color



GP164

TRAVEL LIGHTER

Ride in Style & Secure Your Personal Items
with Scooter & Power Wheelchair
Accessories from Golden!

TRAVEL CASE FEATURES:

- Stylish, Curved Outer Shell
- Durable Construction
- Black Mesh Partition
- Adjustable Buckle
- Measures 13.77" W x 3.14" H x 9.84" D
- Fits Any Golden Scooter or Power Wheelchair



 GOLDEN



Nancy W. | Google Review

"I love my scooter. It has enabled me to go for "walks" with my family again and enjoy the outdoors. Thanks Golden."


MOBILITY ACCESSORIES

Seat Belts Are Available in 2 Sizes for Added Safety!

60" or 78" Seat Belts fit all Golden Scooter & Power Wheelchair Models



Travel Case



Cane Holder



Oxygen Tank Holder**



Scooter & Power Wheelchair Cover



Quad Cane Holder**



Rear Basket



Crutch Holder



Walker Holder**

NEW! GB120 CarryOn Scooter Travel Bag



Open



Closed



Power Elevating Seat*



BuzzAround Shroud Cover

Colors:

EX: Pink, Silver & Yellow

LX: Silver & Yellow

(Red & Blue standard on most models.)



Safety Flag

(Included with most models.)



Cup Holder



Cell Phone Holder

PACK BUNDLE

OR SOLD SEPARATELY



Pack'n'Go Arm Bag



Rear View Mirror



Y Cable Charging Harness

*Only available on Companion models.

** Available in two sizes.

SPECIFICATIONS

Item	Description	Length	Width	Front Tire	Rear Tire	Center Tire	Casters	Weight Capacity (lbs.)	Maximum Speed (mph)	Ground Clearance	Operating Range ¹ (miles)	Turning Radius	Batteries (2 unless noted)	Weight w/ Batteries	Front Half Weight	Rear Half Weight	Seat Weight w/ Arms	Heaviest Piece	Base Weight
GB119	Buzz LX (3-wheel)	45"	22"	9"	9"	N/A	N/A	375	5	4"	18	40.5"	U1	168	50	36	32	50	N/A
GB149	Buzz LX (4-wheel)	44"	22"	9"	9"	N/A	N/A	375	5	4"	18	54"	U1	174	57	36	32	57	N/A
GB118	Buzz EX (3-wheel)	45"	22"	9"	9"	N/A	N/A	350	5	4"	18	42"	U1	154	46	36	23	46	N/A
GB148	Buzz EX (4-wheel)	44"	22"	9"	9"	N/A	N/A	350	5	4"	18	56"	U1	161	53	36	23	53	N/A
GB121B-STD	Buzz XL (3-wheel)	41"	20"	7.5"	8"	N/A	N/A	300	4	3.5"	10	37.5"	12 AH*	93	32	24	21	32	N/A
GB124A-STD	Buzz XL (4-wheel)	40"	20"	7.5"	8"	N/A	N/A	300	4	3.5"	10	45.5"	12 AH*	98	37	24	21	37	N/A
GB121B-SHZ	Buzz XLSHD (3-wheel)	41"	20"	7.5"	8"	N/A	N/A	325	4	4"	9	37.5"	12 AH*	100	35	28	21	35	N/A
GB124A-SHZ	Buzz XLSHD (4-wheel)	40"	20"	7.5"	8"	N/A	N/A	325	4	4"	9	44"	12 AH*	105	40	28	21	40	N/A
GB107	Buzz LT (3-wheel)	41.74"	19-21"	8"	8"	N/A	N/A	300	4	2.5"	7	39"	12 AH	80	28	20.5	13.5	28	N/A
GB108	Buzz LT (4-wheel)	44"	19-21"	8"	8"	N/A	N/A	300	4	2.5"	7	48"	12 AH	86	34	20.5	13.5	34	N/A
GB120	Buzz CarryOn (4-wheel)	38"	19.5"	6"	7"	N/A	N/A	300	3.6	4"	18	48.75"	1-15 AH	65.5	47.5	N/A	12	47.5	N/A
GL111	LiteRider (3-wheel)	41.5"	22"	9"	9"	N/A	N/A	300	5	3.75"	12	39"	22 AH	125	44	28	21	44	N/A
GL141	LiteRider (4-wheel)	43.25"	22"	9"	9"	N/A	N/A	300	5	3.75"	12.5	48"	22 AH	133	52	28	21	52	N/A
GC240	Companion (3-wheel)	42.25"	23.5"	9"	10.75"	N/A	N/A	350	5.3	3.75"	19.9	37"	U1	163	45	48	26	48	N/A
GC340	Companion (3-wheel)	45.5"	23.5"	9"	10.75"	N/A	N/A	400	5.3	4.5"	20.9	41"	U1*	176	56	48	26	56	N/A
GC440	Companion (4-wheel)	47.5"	23.5"	10.75"	10.75"	N/A	N/A	400	5.3	4.5"	18.9	54"	U1*	194	74	48	26	74	N/A
GA541	Avenger	57.5"	24.5"	13"	13"	N/A	N/A	500	7	4"	18 ²	67"	NF22	265	68	68	55	68	N/A
GR595	Eagle	56.5"	27"	13"	13"	N/A	N/A	500	8	5"	23	69"	NF22*	302.5	N/A	N/A	49.5	179	239
GP302	Cricket	36.6"	22.25"	N/A	8.5"	N/A	7"	300	3.7	2.6"	9.3	22"	1-12 AH	39.3	N/A	N/A	N/A	33.2	N/A
GP161	LiteRider Envy LT	33.25"	22.5"	N/A	8"	N/A	6"	250	3.5	2.5"	7.25	28.5"	18 AH	113	34.5	30.5	23	34.5	N/A
GP162	LiteRider Envy	36"	22.5"	N/A	9"	N/A	6"	300	3.5	2.5"	15.5	28.5"	22 AH	123	37	36	23	37	N/A
GP164	BuzzAbout	36"	23"	N/A	9"	N/A	6"	300	4	2.5"	11	28.5"	22 AH	124	29	33	34	34	N/A
GP605	Compass Sport	39.5"	24"	N/A	N/A	10"	6"	300	4	3.25"	24	24"	U1*	179	N/A	N/A	40	97	97
GP620	Compass HD	40"	25"	N/A	N/A	10"	6"	450	4	3.5"	21 ²	20"	NF22*	226	N/A	N/A	51	101	101

¹ Battery range at 200 lbs., and will vary due to rider weight, drive surface, terrain and battery type.

² Battery range at maximum weight capacity, and will vary due to rider weight, drive surface, terrain and battery type.

* Optional battery upgrade available.

Brakes: All Golden Technologies scooters come standard with Dynamic/Electromechanical braking systems.

Rear wheel drive: All Golden Technologies scooters come standard with a sealed transaxle, 24 volt motor.

Note: Literature is current at time of printing. Golden Technologies reserves the right to make changes to the product or literature at any time.



www.goldentech.com



Scan to view our brochure as a digital flip book!

