


# HOW TO RENOVATE OR BUILD TO MEET **YOUR** ACCESSIBILITY NEEDS



*by Frank and Lisa Vicidomina*



*Welcome !!!*  
*Introductions.....*



## ***TODAY'S PRESENTATION:***

- Who are Frank and Lisa?
- Why this book?
- General considerations
- Rooms and outside stuff
- Dealing with an architect and contractor

# HOW TO RENOVATE OR BUILD TO MEET YOUR ACCESSIBILITY NEEDS



## DISCLAIMER:





## ***SOME GENERAL CONSIDERATIONS:***

- 'ADA' Guidelines and YOU!..... Not the same !!!!
- You and your tape measure
- Get help
- Consider everyone in your home.... 'Universal Design'  
*with some common sense*
- Consider the future
- Measure everything..... measure again
- Stress management

## HOW TO RENOVATE OR BUILD TO MEET YOUR ACCESSIBILITY NEEDS



### ***SOME GENERAL CONSIDERATIONS:***



MEASURE TOTAL WHEELCHAIR LENGTH – WITH FEET



MEASURE WHEELCHAIR WIDTH – ADD 'ELBOW ROOM'



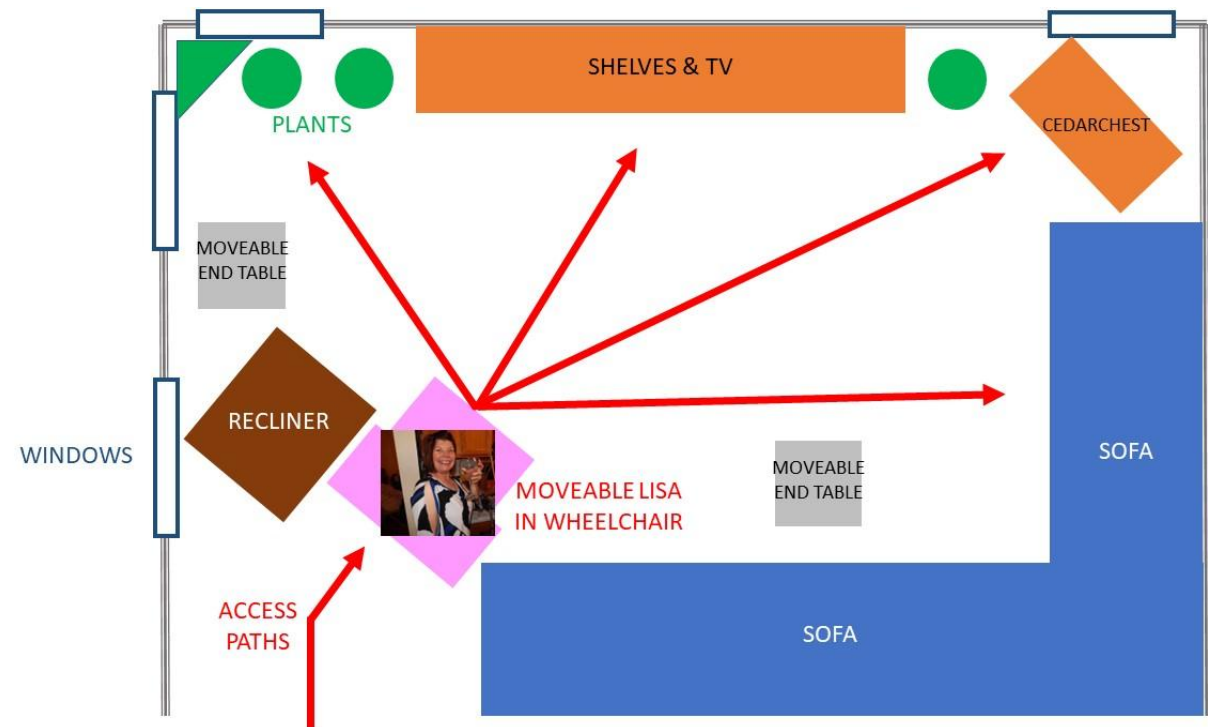
# HOW TO RENOVATE OR BUILD TO MEET YOUR ACCESSIBILITY NEEDS



## SOME GENERAL CONSIDERATIONS:



MEASURE COMFORTABLE REACH HEIGHT



WHEELCHAIR ACCESS TEST FOR LIVING ROOM – SCALED PLAN

## HOW TO RENOVATE OR BUILD TO MEET YOUR ACCESSIBILITY NEEDS



### *PROCESS STEPS AND HOW TO GET STARTED:*







## ***RENOVATE, BUY A HOUSE AND RENOVATE, OR BUILD A NEW HOUSE?:***



- Comparative cost
- Maintenance costs
- Life disruption
- Future situation
- Implementation risks



## CHOOSING A CONTRACTOR AND ARCHITECT:

- Do I need an architect or engineer?
- Ask people..... Look around your area.....

### CONTACT REFERENCES!!!

- Consider this as a 'partnership'
- Beware of self-proclaimed 'ADA' experts
- Must be willing to customize to your specific needs



## ***CHOOSING A CONTRACTOR AND ARCHITECT:***

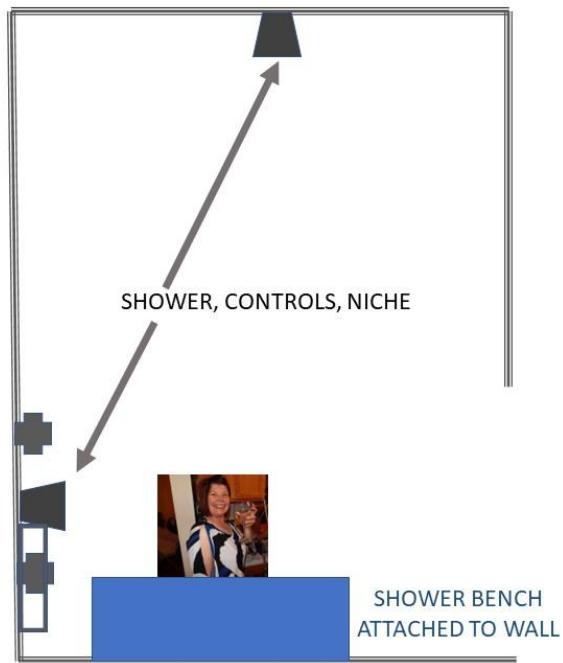
- First meeting with builder or architect
- Include WRITTEN list of your specific needs
- Review bid(s)..... Low price not necessarily best value



# HOW TO RENOVATE OR BUILD TO MEET YOUR ACCESSIBILITY NEEDS



## BATHROOMS:



FIXED-BENCH SHOWER PLAN DRAWING (NO SCALE)



ROLL-IN SHOWER PLAN DRAWING (NO SCALE)


# HOW TO RENOVATE OR BUILD TO MEET YOUR ACCESSIBILITY NEEDS



## BATHROOMS:



WHEELCHAIR-BENCH-SHOWER CHAIR TRANSFER



ROLL-IN SHOWER



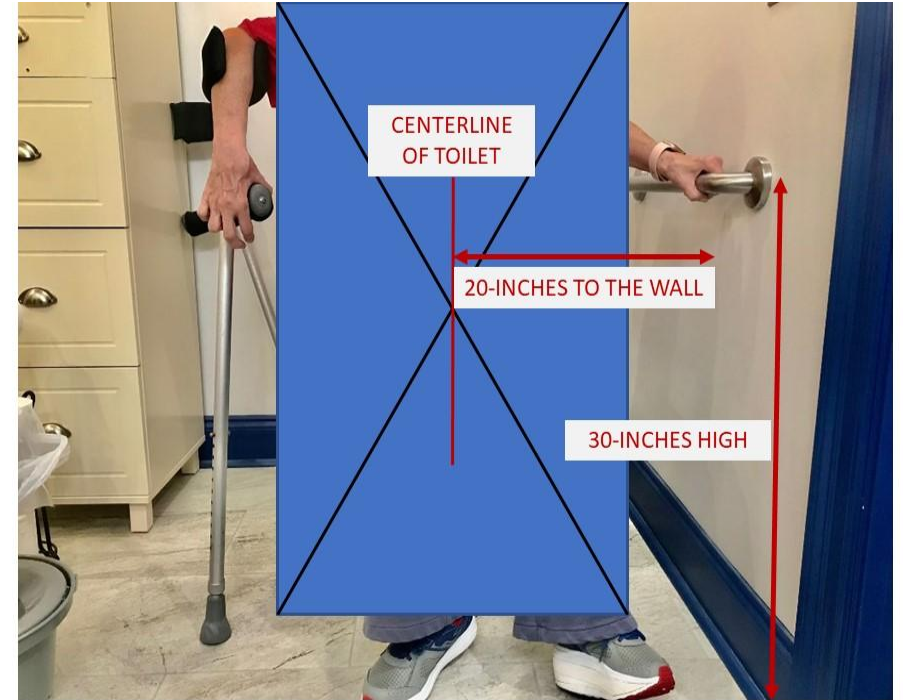
# HOW TO RENOVATE OR BUILD TO MEET YOUR ACCESSIBILITY NEEDS



## BATHROOMS:



MEASURE HORIZONTAL FROM KNEE TO TOE




TOILET AND GRAB BAR PLACEMENT



# HOW TO RENOVATE OR BUILD TO MEET YOUR ACCESSIBILITY NEEDS



## KITCHEN:



MOVEABLE ISLAND – 'AFTERTHOUGHT'

# HOW TO RENOVATE OR BUILD TO MEET YOUR ACCESSIBILITY NEEDS



## KITCHEN:




EXTENDED ACCESSIBLE COUNTERTOP



# HOW TO RENOVATE OR BUILD TO MEET YOUR ACCESSIBILITY NEEDS



## BEDROOMS AND OFFICE:



OUR BEDROOM



THE OFFICE

# HOW TO RENOVATE OR BUILD TO MEET YOUR ACCESSIBILITY NEEDS



## LIVING ROOM:



LIVING ROOM ITEMS





## HALLWAYS, CLOSETS AND DOORS:



OUR MAIN HALLWAY

## HOW TO RENOVATE OR BUILD TO MEET YOUR ACCESSIBILITY NEEDS



### UTILITY ROOM:



THE UTILITY ROOM



# HOW TO RENOVATE OR BUILD TO MEET YOUR ACCESSIBILITY NEEDS



## FLOORS:



FLOOR TRANSITION THRESHOLD

# HOW TO RENOVATE OR BUILD TO MEET YOUR ACCESSIBILITY NEEDS



## ELECTRICAL, HEAT, A/C AND PLUMBING:



OUTLETS AND SWITCHES



SWITCHES AND CONTROLS



## ***ELECTRICAL, HEAT, A/C AND PLUMBING:***

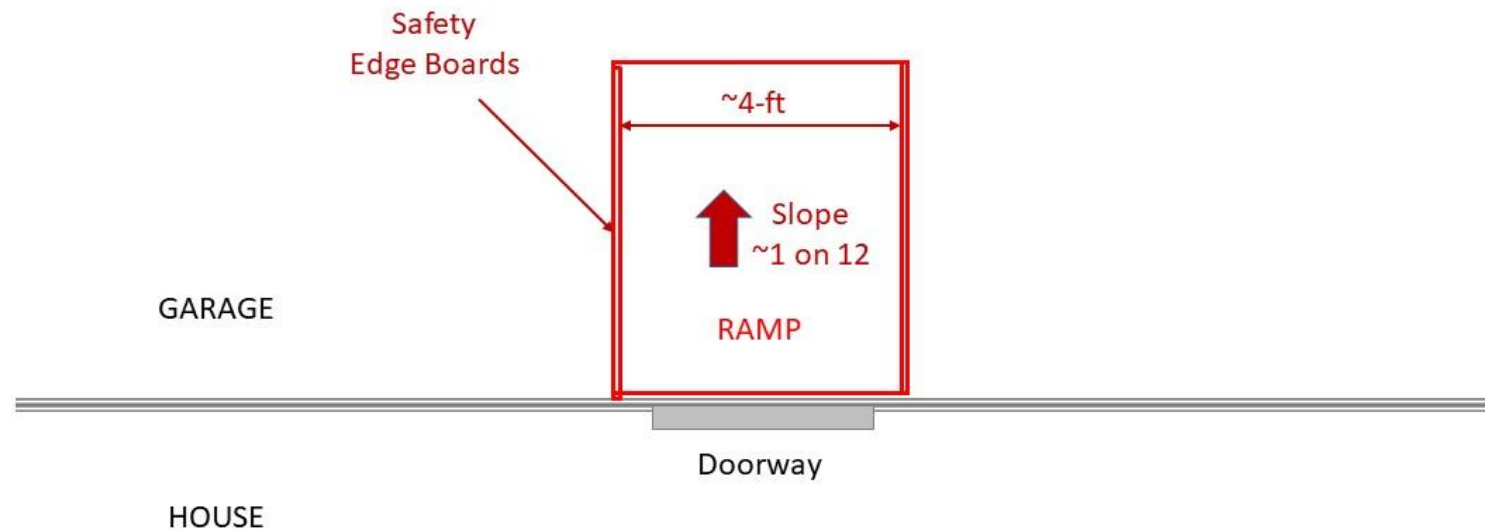


TURNING OFF WATER

# HOW TO RENOVATE OR BUILD TO MEET YOUR ACCESSIBILITY NEEDS



## GARAGE OR SHED:

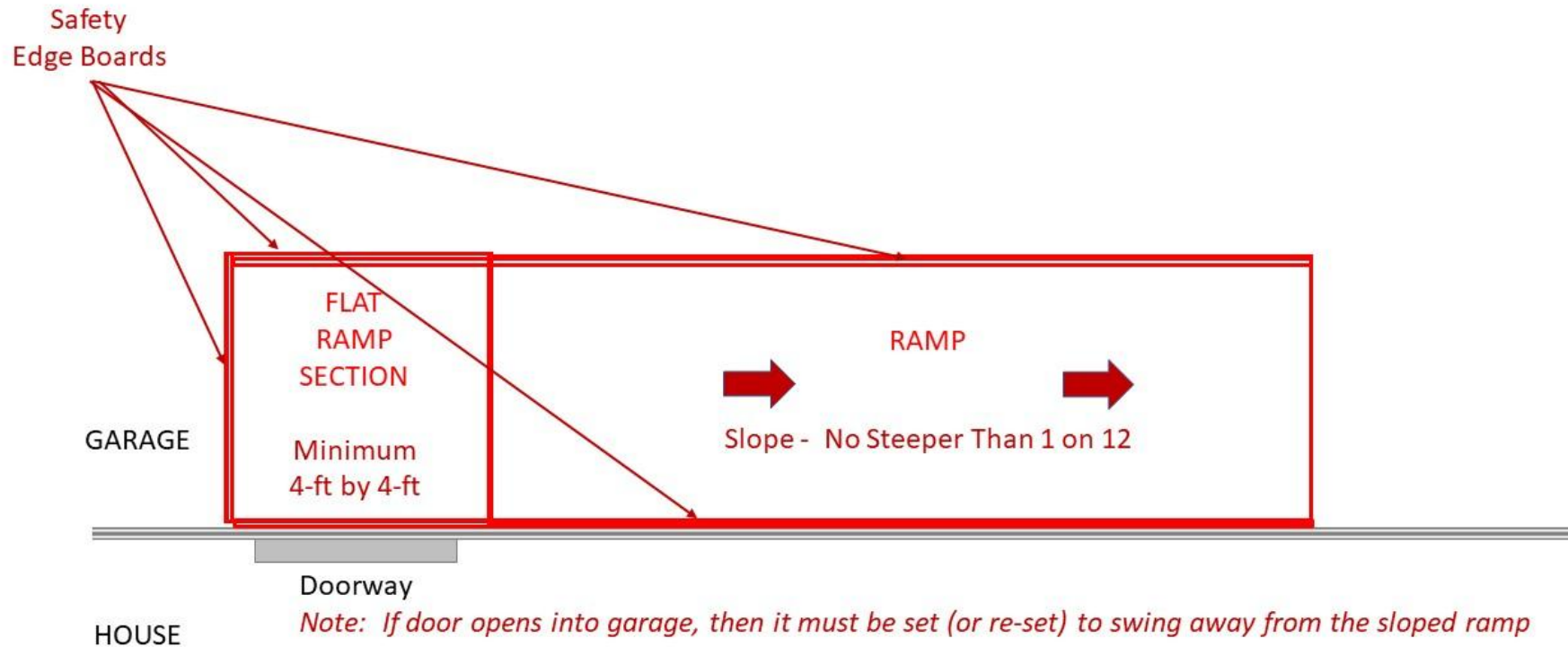


EXAMPLE OF 'SHORT-DROP' RAMP  
(PLAN VIEW – NOT TO SCALE)





## GARAGE OR SHED:



EXAMPLE OF 'BIG-DROP' RAMP  
(PLAN VIEW – NOT TO SCALE)



## ***DRIVEWAYS AND WALKWAYS:***



FRONT PAVEMENT CONFIGURATION





## DRIVEWAYS AND WALKWAYS:



PORCH –TO–PARKING PAD WALKWAY



## DRIVEWAYS AND WALKWAYS:



FRONT PORCH DIMENSIONS



## ***DRIVEWAYS AND WALKWAYS:***



ALUMINUM WHEELCHAIR RAMP



## **MULTI-LEVEL HOMES:**

- Not easy to address
- Identify 'necessity'
- Outside wheelchair lift
- Inside 'stair chair' or elevator
- CONSIDER MAINTENANCE AND 'PLAN B' WHEN LIFT DEVICE FAILS



## HOW TO RENOVATE OR BUILD TO MEET YOUR ACCESSIBILITY NEEDS



### ***MULTI-LEVEL HOMES:***



WHEELCHAIR LIFT



## ***WORKING WITH YOUR CONTRACTOR AND ARCHITECT:***

- Work as 'partners' but be sure to get what you want
- Imperative to make a written list of your specific requirements
- Contracts vary with different levels of consideration to:
  - . Lump sum items
  - . Cost plus items
  - . Contractor supplied items
  - . Owner supplied items
- DESIGN BUILD PROBABLY WRONG FIT



# THANK YOU!



HOW TO RENOVATE OR BUILD TO MEET **YOUR** ACCESSIBILITY NEEDS  
OUR BOOK IS AVAILABLE ON **AMAZON.COM**