

# 4500 / 4501

NON INSULATED      INSULATED

**doorLink**  
Manufacturing, Inc.®

Premium Commercial/Industrial Steel Panel 25 Gauge

COMMERCIAL



## Premium Commercial/Industrial Steel Panel

Constructed of top quality materials with pebble grain embossed finish, designed for each application, and engineered for years of dependable operation.

- 25 gauge steel
- 1.0 mil paint with 3 color options
- R-value 6.85 \*4501 Feature
- Vinyl interior skin \*4501 Feature

↑ WHITE

WHITE



BROWN



BLACK

*\*Colors may vary from actual product*



# 4500 / 4501

NON INSULATED INSULATED

Premium Commercial/Industrial Steel Panel  
25 Gauge

COMMERCIAL

## FEATURES



### 25 GAUGE STEEL

Panels are pebble grain embossed with two deep ribs and six small grooves. Sections are 2" thick.



### ROLLED SAFETY EDGES ON SECTION JOINTS

Interior flange of panel has a hemmed edge.



### 17 GAUGE HOT DIPPED GALVANIZED STEEL STILES

Open sides of center and end stiles have rolled edges for safety and added strength.



### STILES ATTACHED WITH RIVETS

Stiles are mechanically fastened and adhesive bonded to panel to act as an integral structure of the section.



### TONGUE AND GROOVE MEETING RAILS

For superior strength and better sealing against wind, rain, and snow.



### RIGID ALUMINUM RETAINER WITH WEATHERSTRIP

Provides added strength while securing replaceable U-type bottom astragal weatherstrip to help keep the elements out.



### GLAZING

Options of 24" x 6" or 24" x 12" windows are available. Optional Series 8000 Full View sections can be substituted for steel sections up to 18' 2".



### WIND LOAD

Consult factory for available wind load rated options.

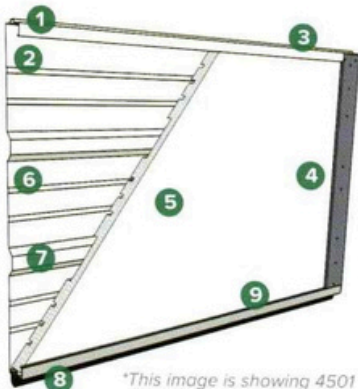


### INSULATION

Model 4501 doors are insulated with polystyrene insulation. Interior face of insulation is covered with a vinyl protective skin. Insulation R-value is 6.85.

*\*4501 Feature*

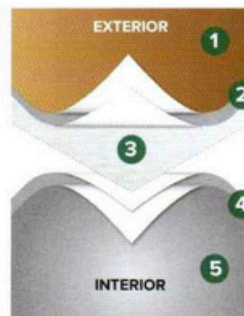
## CONSTRUCTION



*\*This image is showing 4501*

- 1 Tongue and groove meeting rails
- 2 Hemmed interior flange of panel
- 3 2" thick section
- 4 Heavy duty galvanized steel end and center stiles; fastened and bonded as integral structures of the section
- 5 CFC free expanded polystyrene insulation with vinyl backing (standard on 4501)
- 6 Deep ribbed steel panel, galvanized and painted
- 7 Rolled edge on open side of stiles
- 8 Replaceable U-Type vinyl bottom weatherstrip
- 9 Extruded aluminum weatherstrip retainer

## PAINT LAYERS



## 1.0 MIL PAINT SYSTEM


Includes .25 mil rust inhibiting primer and .75 mil exterior top coat that resists fading and chalking, while providing consistent color from panel to panel and more durability.

- 1 Paint - .75 MIL
- 2 Primer - .25 MIL
- 3 Steel
- 4 Primer - .2 MIL
- 5 Paint - .3 MIL

## WINDOW & GLASS OPTIONS



24" x 6"



24" x 12"

See website for glass options

## SIZE OPTIONS

### WIDTHS:

UP TO  
9'2"



9'3" TO  
12'2"



12'3" TO  
17'2"



17'3" TO  
18'2"



HEIGHTS: 18", 21", 24"