


490 / 491

NON INSULATED INSULATED


doorLink
Manufacturing, Inc.®

Raised Ranch Panel 24 Gauge

RAISED PANELS



↑ ALMOND | WILLIAMSBURG WINDOW



↑ WHITE

Raised Ranch Panel

Constructed of top quality materials, highly detailed raised ranch panel, deep woodgrain texture, and two coat prefinished paint system all combine to enhance the beauty of your home.

- 24 gauge steel
- 1.0 mil paint with 7 color options
- 6 window options
- R-value 6.85 **491 Feature*
- Vinyl interior skin **491 Feature*



WHITE



ALMOND



DESERT TAN



SANDSTONE



BROWN



GRAY



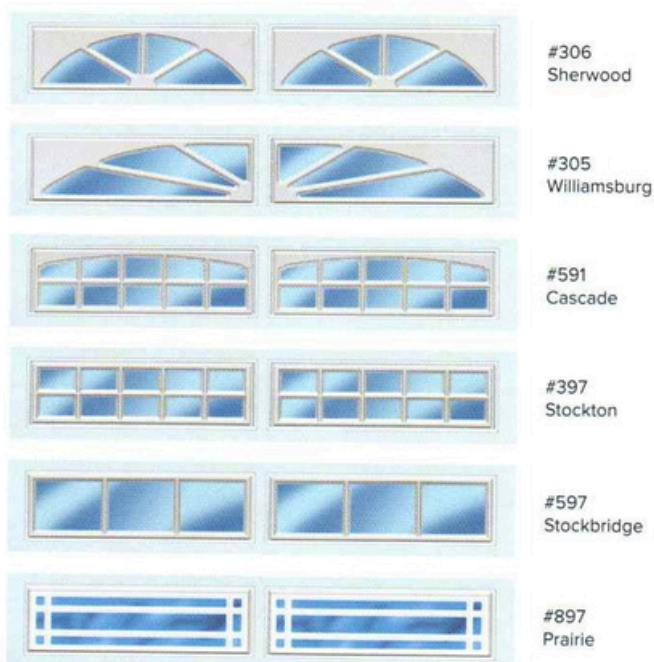
BLACK

**Colors may vary from actual product*

FEATURES

- 24 GAUGE STEEL**
Hot dipped galvanized steel construction with hemmed inside return rail provides superior strength and durability.
- ROLLED SAFETY EDGES ON SECTION JOINTS**
Eliminates sharp edges, and provides extra strength.
- 19 GAUGE HOT DIPPED GALVANIZED STILES**
Heavy duty metal stiles give strong rigid support for all hinges, rollers, and operator attachment.
- STILES ATTACHED WITH RIVETS**
Provides superior strength when compared to common sheet metal joining methods.
- TONGUE AND GROOVE MEETING RAILS**
For superior strength and better sealing against wind, rain, and snow.
- RIGID ALUMINUM RETAINER WITH WEATHERSTRIP**
Provides added strength while securing replaceable U-type bottom astragal weatherstrip to help keep the elements out.
- R-VALUE 6.85**
Enhances your home's energy savings, makes your door operation quieter, and reduces exterior noise in your garage.
**491 Feature*
- HIGH IMPACT PLASTIC BACK COVER**
Protects the insulation, and enhances the interior look of your garage door.
**491 Feature*
- CFC FREE EXPANDED POLYSTYRENE**
Environmentally friendly insulation that will not degrade with vibration or time.
**491 Feature*

WINDOW OPTIONS




WINDOW GLASS OPTIONS

See website for glass options

**Not all glazing options may be available from all distributors.
No glazing on 18" sections.*

PAINT LAYERS




1.0 MIL PAINT SYSTEM

Includes .25 mil rust inhibiting primer and .75 mil exterior top coat that resists fading and chalking, while providing consistent color from panel to panel and more durability.

- 1 Paint - .75 MIL
- 2 Primer - .25 MIL
- 3 Steel
- 4 Primer - .2 MIL
- 5 Paint - .3 MIL

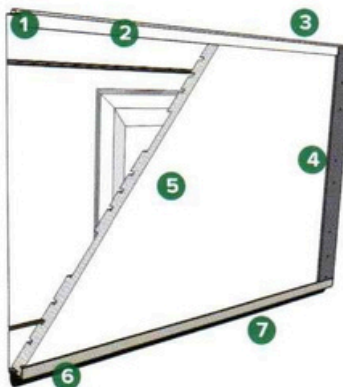
SIZE OPTIONS

WIDTHS:



HEIGHTS: 6'6", 6'9", 7'0", 7'6", 7'9", 8'0"

CONSTRUCTION



- 1 Tongue and groove meeting rails
- 2 Hemmed interior rails
- 3 2" thick section
- 4 19 gauge hot dipped galvanized steel stiles
- 5 CFC free expanded polystyrene insulation with vinyl backing (standard on 491)
- 6 Replaceable U-Type vinyl bottom weatherstrip
- 7 Extruded aluminum weatherstrip retainer

**This image is showing 491*