

# Vertical Handle Toggle Clamps

# Vertical Handle Toggle Clamps

## Spindle


70150 3/16-24 X 1-3/8



Straight Base



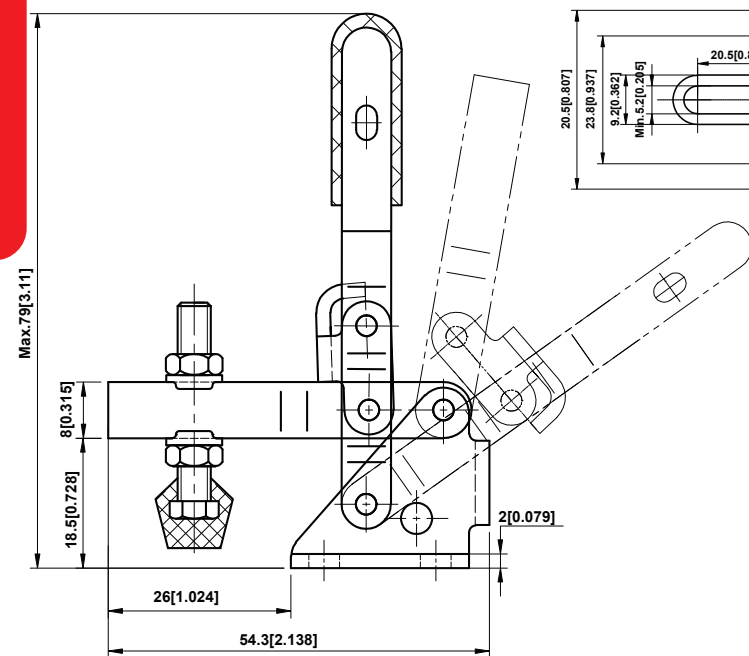
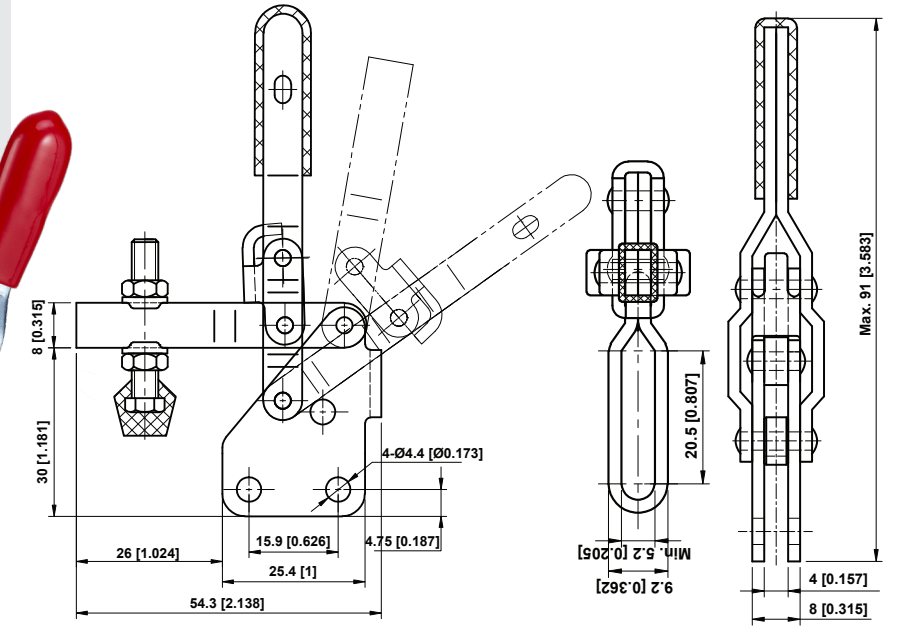
Flanged Base



U-Bar



50560



50540

Model	Holding Capacity N (lbf) Kg (lb.)	Weight	Bar Opens	Handle Opens	Supplied Spindle	Description
50540	500 112.5	0.06 0.13	100°	56°	70150	Flanged Base, U-Bar, Straight Handle
17040(stainless steel)	500 112.5	0.08 0.15	100°	56°	70150	Flanged Base, U-Bar, Straight Handle
50560	500 112.5	0.06 0.13	100°	56°	70150	Straight Base, U-Bar, Straight Handle

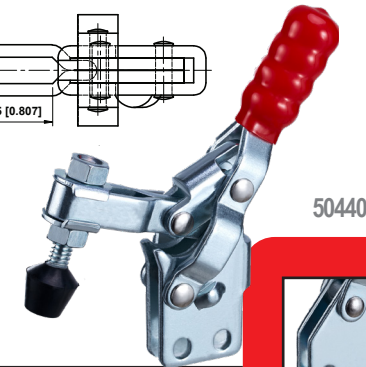
## Spindle

70155 1/4-20 X 1-3/4


Straight Base

T-Handle

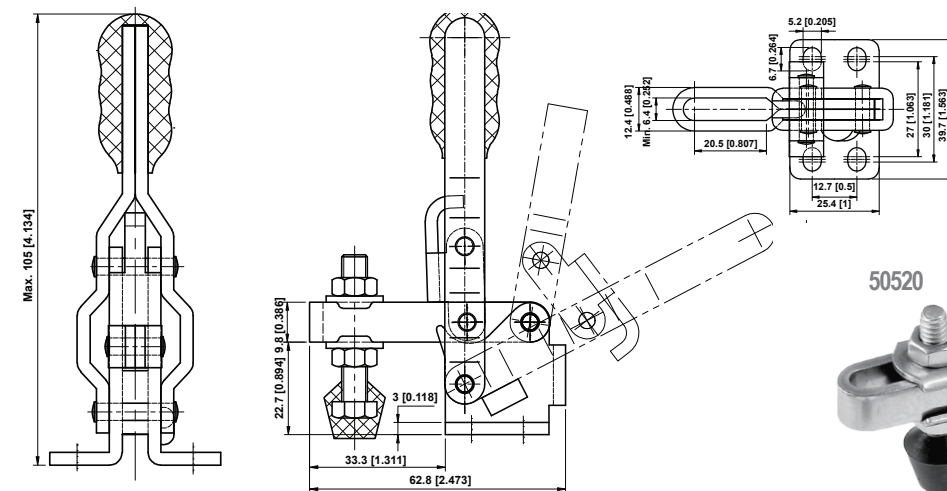
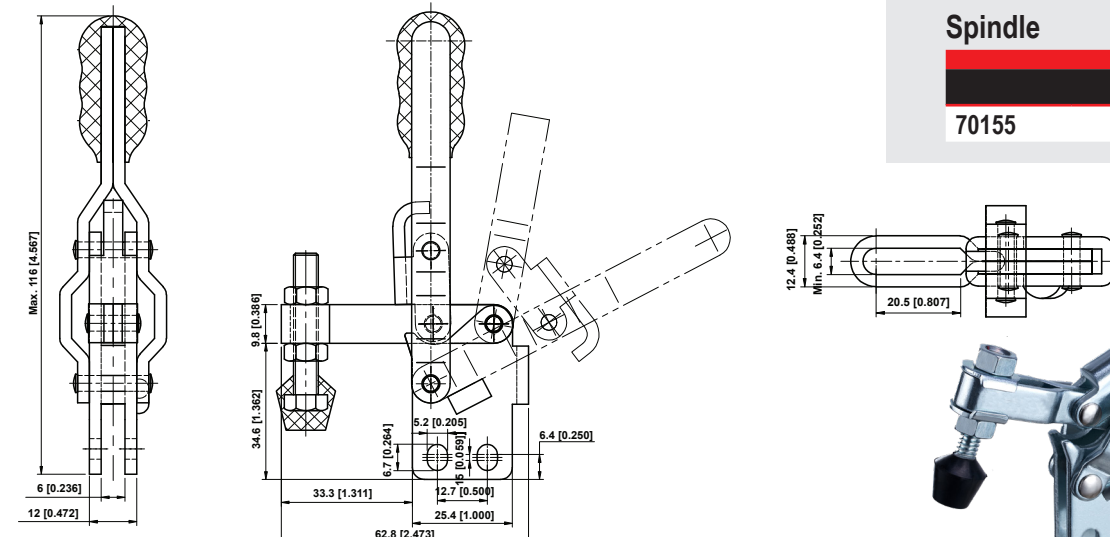
Flanged Base



50440



50520



Model	Holding Capacity N (lbf) Kg (lb.)	Weight	Bar Opens	Handle Opens	Supplied Spindle	Description
50500	910 204.75	0.17 0.37	100°	60°	70155	Flanged Base, Fixed Spindle, Straight Handle
50520	910 204.75	0.17 0.37	100°	60°	70155	Flanged Base, U-Bar, Straight Handle
17000(stainless steel)	910 204.75	0.17 0.37	100°	60°	70155	Flanged Base, U-Bar, Straight Handle
50440	910 204.75	0.17 0.37	100°	60°	70155	Straight Base, U-Bar, Straight Handle
50460	910 204.75	0.17 0.37	100°	60°	70155	Straight Base, Fixed Spindle, Straight Handle
50480	910 204.75	0.17 0.37	100°	60°	70155	Flanged Base, Fixed Spindle, T-Handle
50420	910 204.75	0.17 0.37	100°	60°	70155	Flanged Base, Solid Bar, T-Handle

