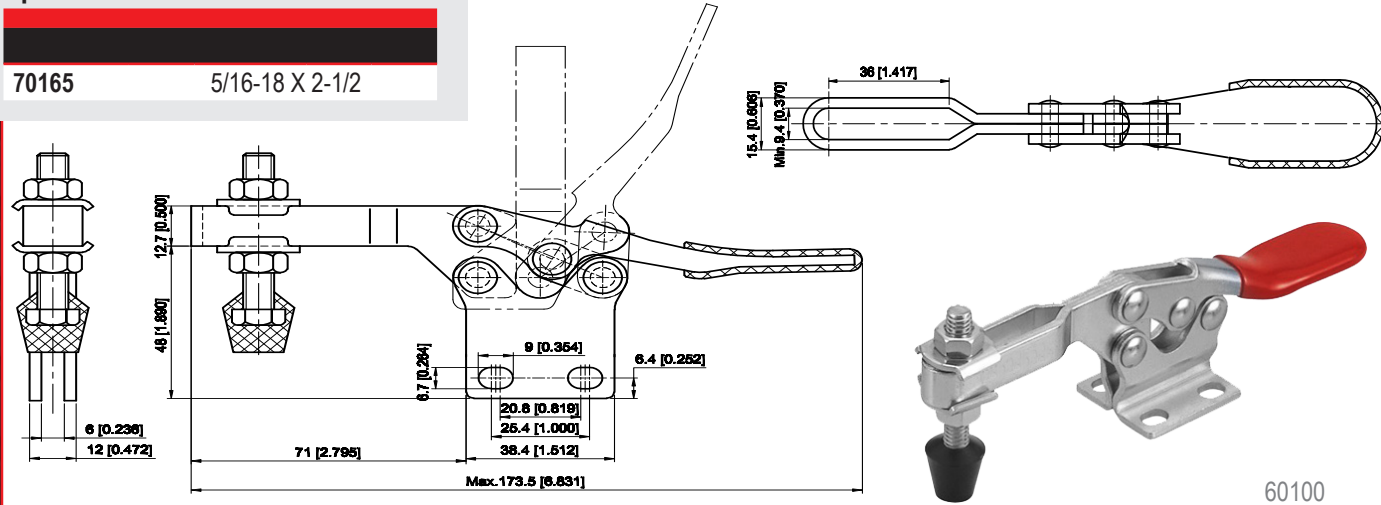


Horizontal Handle Toggle Clamps

Spindle

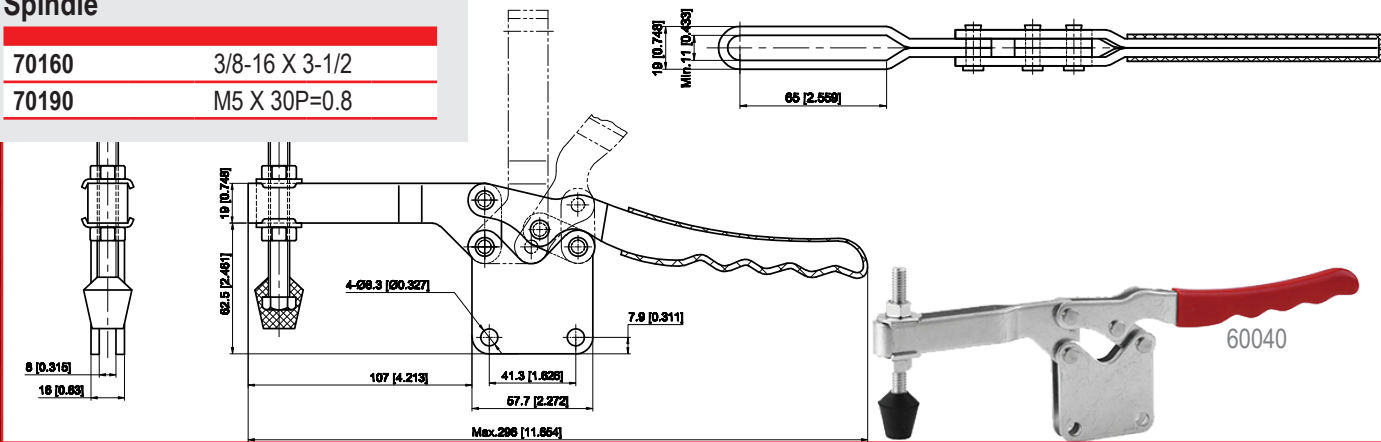
70165 5/16-18 X 2-1/2



Model	Holding Capacity	Weight	Bar Opens	Handle Opens	Supplied Spindle	Description
	N (lbf)	Kg (lb.)				
60100	2270	0.265	90°	65°	70165	Flanged Base, U-Bar
19060(stainless steel)	2270	0.265	90°	65°	70165	Flanged Base, U-Bar
60120	2270	0.265	90°	65°	70165	Straight Base, U-Bar

Spindle

70160 3/8-16 X 3-1/2
70190 M5 X 30P=0.8

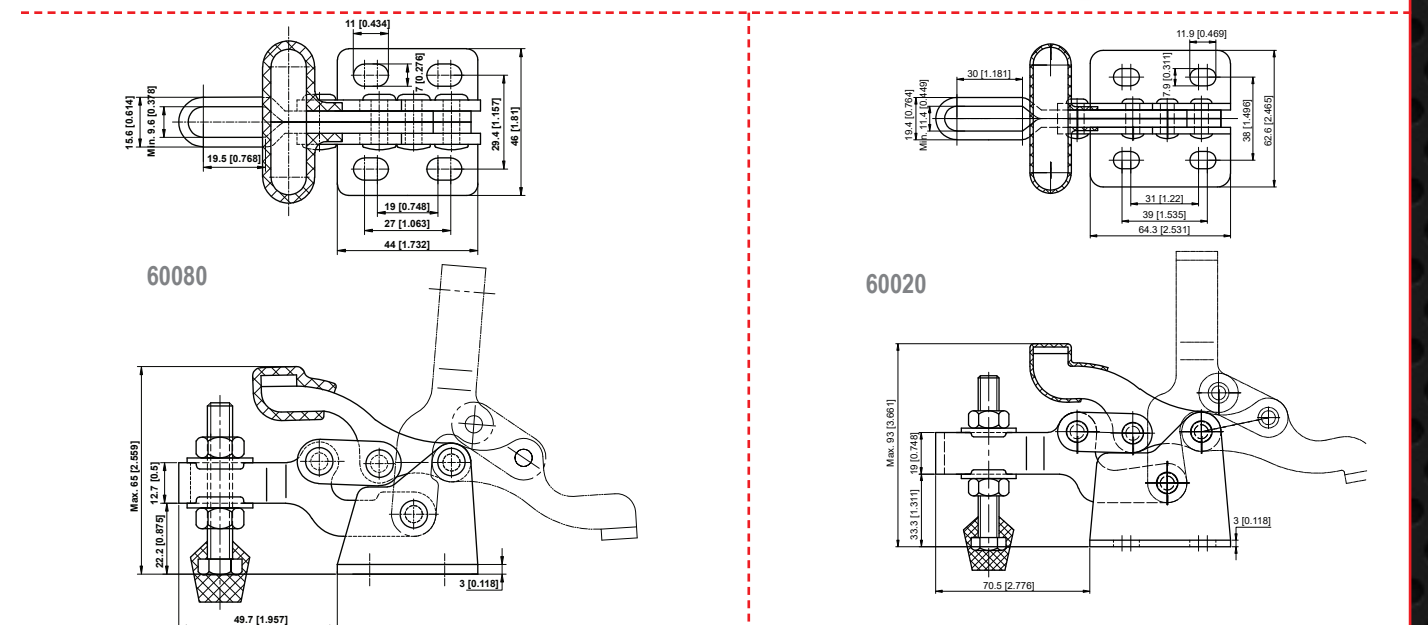
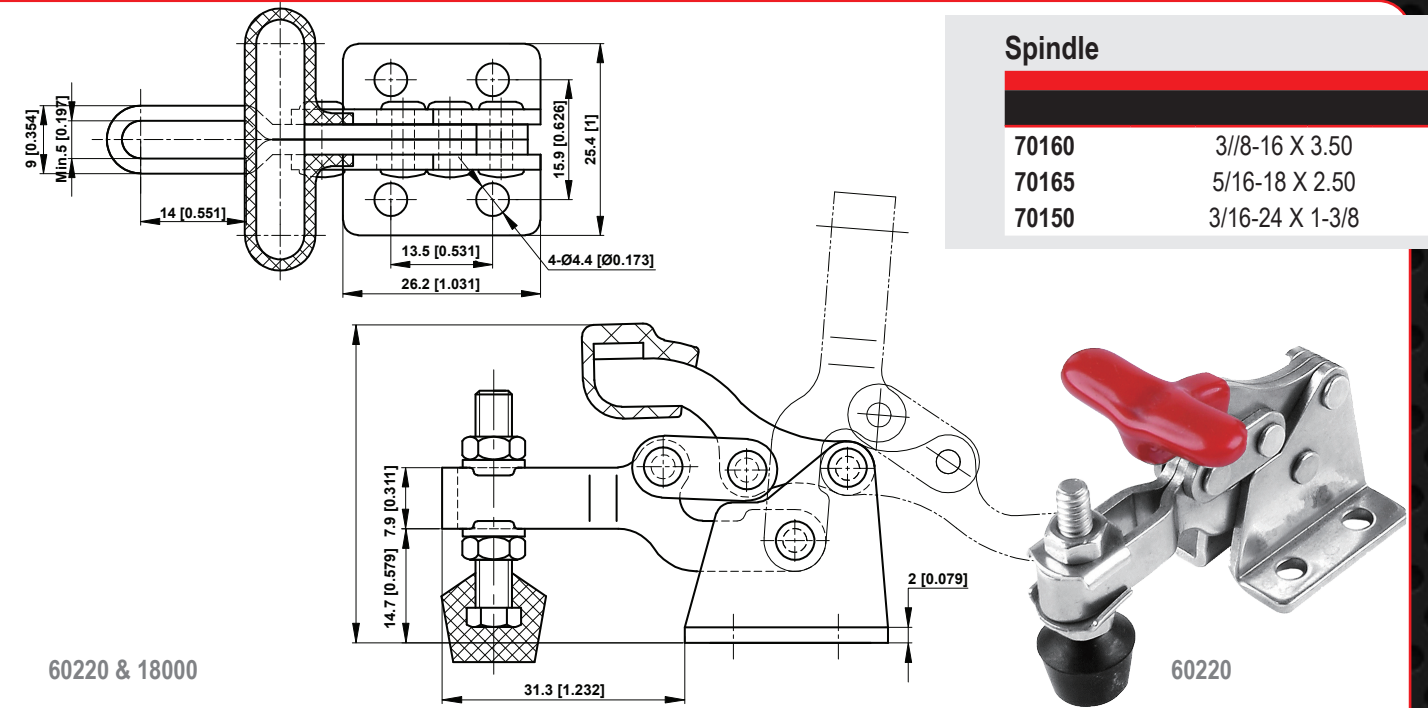


Model	Holding Capacity	Weight	Bar Opens	Handle Opens	Supplied Spindle	Description
	N (lbf)	Kg (lb.)				
60000	3340	0.70	85°	50°	70160	Flanged Base, U-Bar
	765	1.54				
60040	3340	0.70	85°	50°	70160	Straight Base, U-Bar
	765	1.54				
60060	750	0.088	94°	76°	70190	Flanged Base, U-Bar
	168.75	0.19				

Horizontal Handle Toggle Clamps

Spindle

70160 3/8-16 X 3.50
70165 5/16-18 X 2.50
70150 3/16-24 X 1-3/8



Model	Holding Capacity	Weight	Bar Opens	Handle Opens	Supplied Spindle	Description
	N (lbf)	Kg (lb.)				
60220	670	0.06	90°	170°	70150	Flanged Base, U-Bar, T-Handle
	150	0.13				
18000(stainless steel)	670	0.06	90°	170°	70150	Flanged Base, U-Bar, T-Handle
	150	0.13				
17020 (stainless steel)	1560	0.24	90°	170°	70165	Flanged Base, U-Bar, T-Handle
	300	0.54				
60080	1560	0.24	90°	170°	70165	Flanged Base, U-Bar, T-Handle
	300	0.54				
60020	3340	0.27	90°	170°	70160	Flanged Base, U-Bar, T-Handle
	700	0.59				

Material: Steel. 60020 product, with hardened bushing at key pivot points.

