

1. Type our website address (URL) into your address bar:  
**BERKSHIREJEWISHFILMFESTIVAL.ORG**

This screen should appear:




2. If you have not bought tickets, click on BUY TICKETS

3. If you have already bought tickets, click on WATCH FILMS

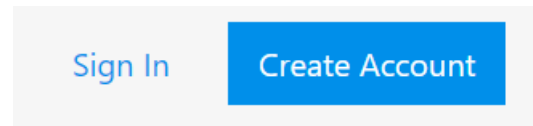
In either case you will be redirected to:

<https://watch.berkshirejewishfilmfestival.org/>

which looks like this:



4. Go to the upper righthand corner where you will see:



5. If you have not created an account, do so.

## Create New Account

[Already have an account? Sign in](#)

Name

Email address

Password

Confirm your password

6. If/when you have an account, sign in.

## Sign In

[Forgotten your password?](#)

Email address

Password

Remember me

If you signed in before and have forgotten your password, enter your best guess. If it is wrong, you will be given a chance to reset your password.

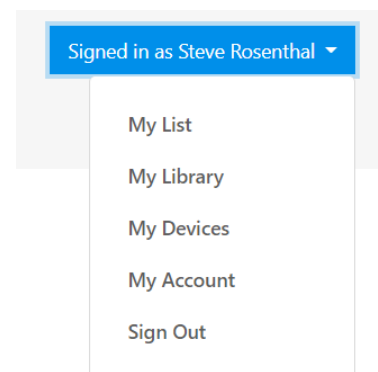
**OR** click on the link that says, “Forgotten Your Password?” You’ll find it directly under ‘Sign in.’

Follow the directions to reset your password.

7. Once you're in, click on BUY SEASON to purchase all films or click on the individual film you'd like to buy, and follow the steps.

8. After you've purchased movies, click on the white triangle drop down menu on the upper right-hand corner of the page.

9. Click on MY LIBRARY



You will see all the movies you purchased.

#### My Library



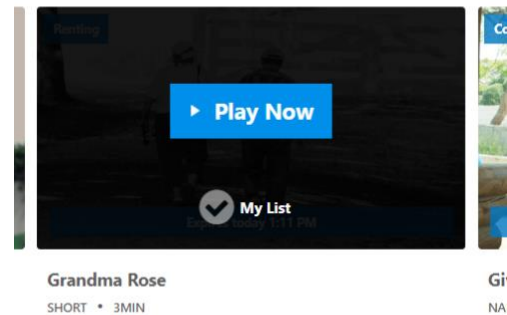
10. Put your cursor on the movie you are ready to see. If you're not sure when a film's air/release date is, please check the program for dates/times: <https://berkshirejewishfilmfestival.org/>

Put your cursor on the image of the film:



The image will go black and a blue box will tell you to PLAY NOW.

**REMEMBER:** Films are available for 14 days for one single viewing lasting 4 hours from start.



11. Click on PLAY NOW and a box will appear with details of the film

12. Click on this PLAY NOW



The film is now ready to view.

