

Overview

Morbidity and mortality due to substance use, misuse, and overdose have been rising steadily over the past two decades. Monitoring data trends helps assess increases or decreases and aids in targeted prevention opportunities for those most at risk. The following maps and graphs present annual and quarterly data for selected substance use indicators.

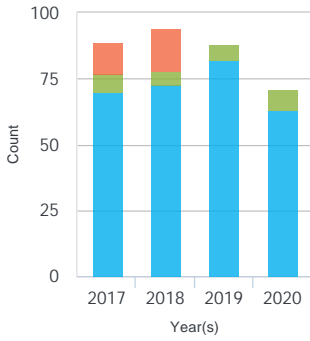
<p>Fatal Overdoses</p> <p>18 Walton 2020</p>	<p>EMS Non-Fatal Overdoses</p> <p>136 Walton 2019</p>	<p>Naloxone Administered</p> <p>88 Walton 2019</p>
<p>Annual Drug Arrests</p> <p>Walton</p>	<p>Prescriptions Dispensed</p> <p>50,042 Walton 2021</p>	<p>Neonatal Abstinence Syndrome</p> <p>6 Walton 2019</p>

Data displayed for selected substance use indicators may not reflect complete annual data (i.e., all 4 quarters). See detail tabs to view data by quarter.

Substances displayed for non-fatal overdose emergency department visits and hospitalizations are not mutually exclusive.

<p>Drug Overdose Deaths, Walton County</p> <table border="1"> <caption>Drug Overdose Deaths, Walton County</caption> <thead> <tr> <th>Year</th> <th>All Drug</th> <th>Opioid</th> </tr> </thead> <tbody> <tr> <td>2017</td> <td>13</td> <td>8</td> </tr> <tr> <td>2018</td> <td>17</td> <td>9</td> </tr> <tr> <td>2019</td> <td>15</td> <td>6</td> </tr> <tr> <td>2020</td> <td>24</td> <td>14</td> </tr> </tbody> </table> <p><i>Data Source: Florida Department of Law Enforcement</i></p>	Year	All Drug	Opioid	2017	13	8	2018	17	9	2019	15	6	2020	24	14	<p>Non-fatal Overdose Emergency Department Visits, Walton County</p> <table border="1"> <caption>Non-fatal Overdose Emergency Department Visits, Walton County</caption> <thead> <tr> <th>Year</th> <th>Opioid-involved</th> <th>Stimulant-involved</th> <th>Heroin-involved</th> <th>All Drug</th> </tr> </thead> <tbody> <tr> <td>2017</td> <td>15</td> <td>10</td> <td>5</td> <td>30</td> </tr> <tr> <td>2018</td> <td>40</td> <td>10</td> <td>10</td> <td>110</td> </tr> <tr> <td>2019</td> <td>35</td> <td>10</td> <td>10</td> <td>100</td> </tr> <tr> <td>2020</td> <td>40</td> <td>10</td> <td>10</td> <td>85</td> </tr> </tbody> </table> <p><i>Data Source: Florida Agency for Health Care Administration</i></p>	Year	Opioid-involved	Stimulant-involved	Heroin-involved	All Drug	2017	15	10	5	30	2018	40	10	10	110	2019	35	10	10	100	2020	40	10	10	85	<p>Non-fatal Overdose Hospitalizations, Walton County</p> <table border="1"> <caption>Non-fatal Overdose Hospitalizations, Walton County</caption> <thead> <tr> <th>Year</th> <th>Opioid-involved</th> <th>Heroin-involved</th> <th>Stimulant-involved</th> <th>All Drug</th> </tr> </thead> <tbody> <tr> <td>2017</td> <td>20</td> <td>5</td> <td>5</td> <td>75</td> </tr> <tr> <td>2018</td> <td>18</td> <td>10</td> <td>5</td> <td>70</td> </tr> <tr> <td>2019</td> <td>18</td> <td>15</td> <td>5</td> <td>75</td> </tr> <tr> <td>2020</td> <td>15</td> <td>10</td> <td>5</td> <td>75</td> </tr> </tbody> </table> <p><i>Data Source: Florida Agency for Health Care Administration</i></p>	Year	Opioid-involved	Heroin-involved	Stimulant-involved	All Drug	2017	20	5	5	75	2018	18	10	5	70	2019	18	15	5	75	2020	15	10	5	75
Year	All Drug	Opioid																																																																	
2017	13	8																																																																	
2018	17	9																																																																	
2019	15	6																																																																	
2020	24	14																																																																	
Year	Opioid-involved	Stimulant-involved	Heroin-involved	All Drug																																																															
2017	15	10	5	30																																																															
2018	40	10	10	110																																																															
2019	35	10	10	100																																																															
2020	40	10	10	85																																																															
Year	Opioid-involved	Heroin-involved	Stimulant-involved	All Drug																																																															
2017	20	5	5	75																																																															
2018	18	10	5	70																																																															
2019	18	15	5	75																																																															
2020	15	10	5	75																																																															

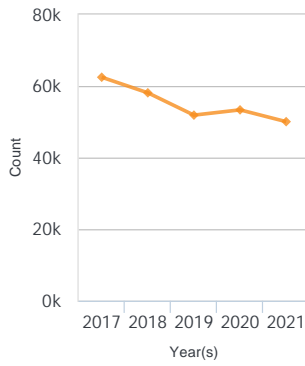
Naloxone Administration, Walton County



EMS Prior to EMS
Not Applicable/Not Recorded

Data Source: Florida Department of Health, EMSTARS

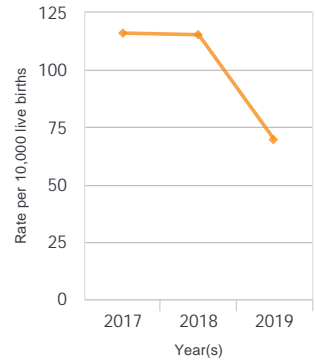
Prescriptions Dispensed, Walton County



Opioid Prescriptions

Data Source: Florida Department of Health

Neonatal Abstinence Syndrome, Walton County



Neonatal Abstinence Syndrome

Data Source: Florida Department of Health, Birth Defects Registry