

Overview

Morbidity and mortality due to substance use, misuse, and overdose have been rising steadily over the past two decades. Monitoring data trends helps assess increases or decreases and aids in targeted prevention opportunities for those most at risk. The following maps and graphs present annual and quarterly data for selected substance use indicators.

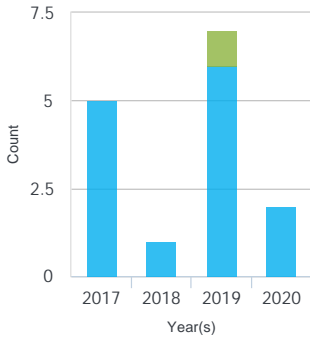
<p>Fatal Overdoses</p> <p>6 Holmes 2020</p>	<p>EMS Non-Fatal Overdoses</p> <p>3 Holmes 2019</p>	<p>Naloxone Administered</p> <p>7 Holmes 2019</p>
<p>Annual Drug Arrests</p> <p>Holmes</p>	<p>Prescriptions Dispensed</p> <p>9,178 Holmes 2021</p>	<p>Neonatal Abstinence Syndrome</p> <p>2 Holmes 2019</p>

Data displayed for selected substance use indicators may not reflect complete annual data (i.e., all 4 quarters). See detail tabs to view data by quarter.

Substances displayed for non-fatal overdose emergency department visits and hospitalizations are not mutually exclusive.

<p>Drug Overdose Deaths, Holmes County</p> <table border="1"> <caption>Drug Overdose Deaths, Holmes County</caption> <thead> <tr> <th>Year(s)</th> <th>All Drug</th> <th>Opioid</th> </tr> </thead> <tbody> <tr> <td>2017</td> <td>16</td> <td>3</td> </tr> <tr> <td>2018</td> <td>43</td> <td>13</td> </tr> <tr> <td>2019</td> <td>8</td> <td>3</td> </tr> <tr> <td>2020</td> <td>26</td> <td>8</td> </tr> </tbody> </table> <p><i>Data Source: Florida Department of Law Enforcement</i></p>	Year(s)	All Drug	Opioid	2017	16	3	2018	43	13	2019	8	3	2020	26	8	<p>Non-fatal Overdose Emergency Department Visits, Holmes County</p> <table border="1"> <caption>Non-fatal Overdose Emergency Department Visits, Holmes County</caption> <thead> <tr> <th>Year(s)</th> <th>All Drug</th> <th>Opioid-involved</th> <th>Stimulant-involved</th> <th>Heroin-involved</th> </tr> </thead> <tbody> <tr> <td>2017</td> <td>38</td> <td>6</td> <td>1</td> <td>0</td> </tr> <tr> <td>2018</td> <td>39</td> <td>5</td> <td>1</td> <td>0</td> </tr> <tr> <td>2019</td> <td>33</td> <td>4</td> <td>1</td> <td>0</td> </tr> <tr> <td>2020</td> <td>25</td> <td>6</td> <td>1</td> <td>0</td> </tr> </tbody> </table> <p><i>Data Source: Florida Agency for Health Care Administration</i></p>	Year(s)	All Drug	Opioid-involved	Stimulant-involved	Heroin-involved	2017	38	6	1	0	2018	39	5	1	0	2019	33	4	1	0	2020	25	6	1	0	<p>Non-fatal Overdose Hospitalizations, Holmes County</p> <table border="1"> <caption>Non-fatal Overdose Hospitalizations, Holmes County</caption> <thead> <tr> <th>Year(s)</th> <th>All Drug</th> <th>Opioid-involved</th> <th>Heroin-involved</th> <th>Stimulant-involved</th> </tr> </thead> <tbody> <tr> <td>2017</td> <td>16</td> <td>4</td> <td>0</td> <td>0</td> </tr> <tr> <td>2018</td> <td>16</td> <td>4</td> <td>1</td> <td>0</td> </tr> <tr> <td>2019</td> <td>17</td> <td>3</td> <td>1</td> <td>0</td> </tr> <tr> <td>2020</td> <td>6</td> <td>1</td> <td>1</td> <td>0</td> </tr> </tbody> </table> <p><i>Data Source: Florida Agency for Health Care Administration</i></p>	Year(s)	All Drug	Opioid-involved	Heroin-involved	Stimulant-involved	2017	16	4	0	0	2018	16	4	1	0	2019	17	3	1	0	2020	6	1	1	0
Year(s)	All Drug	Opioid																																																																	
2017	16	3																																																																	
2018	43	13																																																																	
2019	8	3																																																																	
2020	26	8																																																																	
Year(s)	All Drug	Opioid-involved	Stimulant-involved	Heroin-involved																																																															
2017	38	6	1	0																																																															
2018	39	5	1	0																																																															
2019	33	4	1	0																																																															
2020	25	6	1	0																																																															
Year(s)	All Drug	Opioid-involved	Heroin-involved	Stimulant-involved																																																															
2017	16	4	0	0																																																															
2018	16	4	1	0																																																															
2019	17	3	1	0																																																															
2020	6	1	1	0																																																															

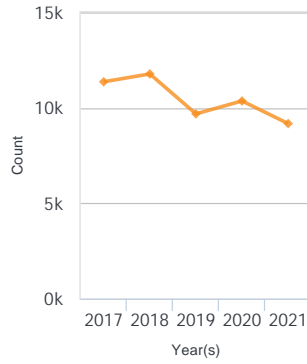
Naloxone Administration, Holmes County



EMS Prior to EMS
Not Applicable/Not Recorded

Data Source: Florida Department of Health, EMSTARS

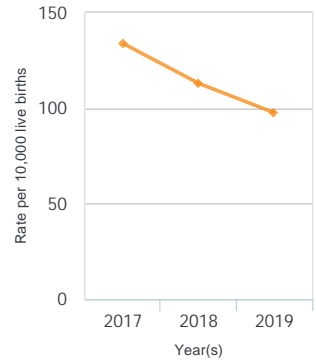
Prescriptions Dispensed, Holmes County



Opioid Prescriptions

Data Source: Florida Department of Health

Neonatal Abstinence Syndrome, Holmes County



Neonatal Abstinence Syndrome

Data Source: Florida Department of Health, Birth Defects Registry