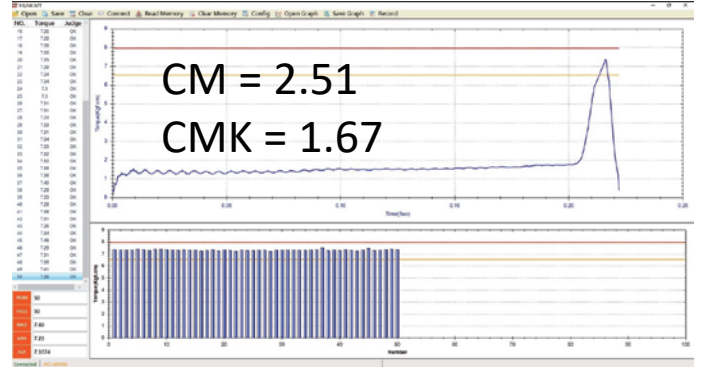
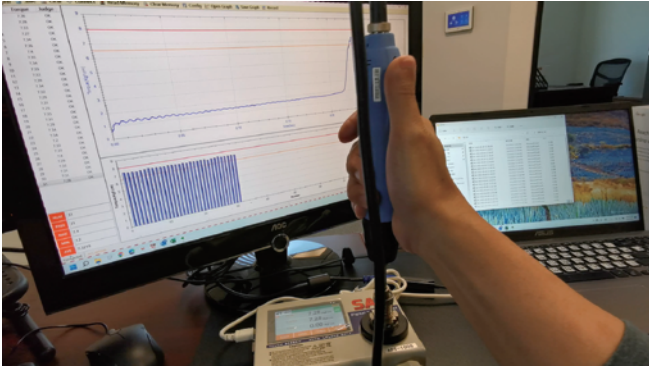
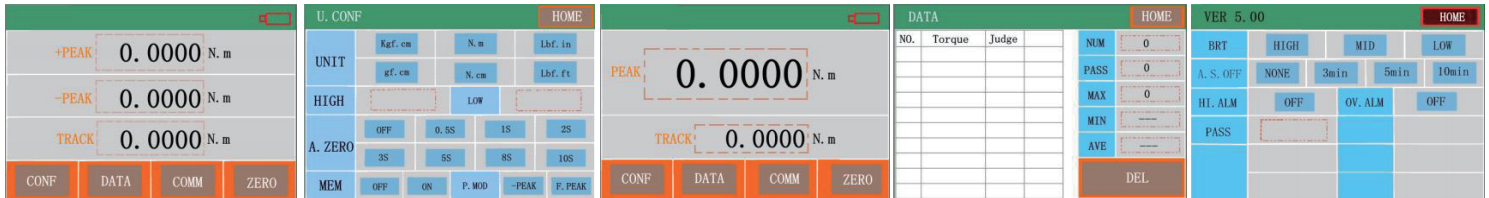


好帮手® SAS 4.2" Color Touch Screen Torque Tester

Are You Still Using The Old Tester Now You Can See Your Test Data on PC & Save



- 4.2" Color Touch Screen to Setup & Display
- Accuracy: $\pm 0.5\%$ (F.S.) or $\pm 0.005\text{kgfcm}$
- Measurements: Peak / Track / Graph (Torque Curve)
- Communications: USB Standard & Optional RS-232C/485 (RTU) (Non-Concurrent)/WiFi
- Storage: 1,000 (Device) or Unlimited (PC)
- Other Features: OK/NG + Power Saving + CW&CCW
- Standard PC Software to Monitor and Store Torque Information w/ Torque Curve
- Battery: Rechargeable NiMH @ 2500mAh
- Charger: 100-240Vac (50/60Hz) / 9Vdc
- Unit: kgf·cm/gf·m/N·m/cN·cm/Lbf·in/Lbf·ft



MAIN

PARAMETERS

MODES

DATA

DEVICE

Model	Minimum Load			Maximum load			Resolution
	N·m	Kgf·cm	Lbf·in	N·m	Kgf·cm	Lbf·in	
APT-02SS	0.0100	0.100	0.090	0.2000	2.000	1.800	0.0001
APT-02S	0.010	0.10	0.09	0.200	2.00	1.80	0.001
APT-10S	0.015	0.15	0.15	1.000	10.00	9.00	0.001
APT-20S	0.030	0.30	0.25	2.00	20.0	18.0	0.002
APT-50S	0.100	1.00	0.90	5.00	50.0	45.0	0.005
APT-100S	0.150	1.50	1.30	10.0	100	90	0.01
APT-200S	0.300	3.00	2.70	20.0	200	180	0.01
APT-300S	0.700	7.00	6.30	30.0	300	260	0.02
APT-500S	0.800	8.00	7.20	50.0	500	450	0.05



LESS COSTS FOR HIGHER PRODUCTIVITY

www.sas-tool.com www.saspowertools.com info@saspowertools.com

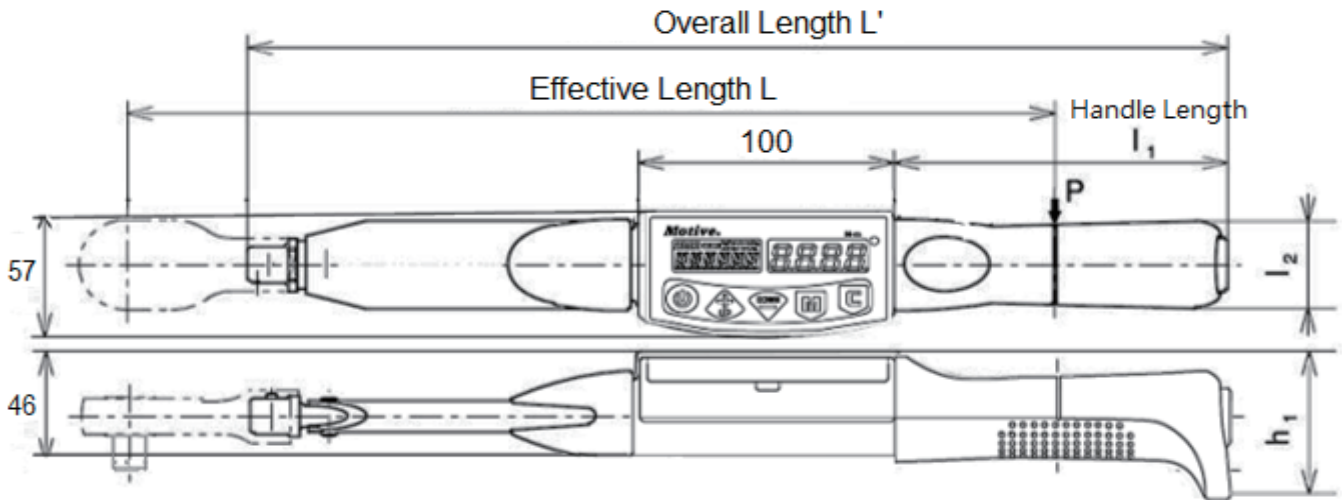


TAIWAN
精品金奖

好幫手® SAS LED+LCD Dual Display Torque Wrench

Read Clearly Under Bright or Dark Conditions

- LED+LCD Dual Screen to Setup & Display
- Accuracy: $\pm 1.0\%$ (F.S.) ± 1 Digit
- Mode: Tightening (T) and Measurement (Un-tightening) (M)
- Communications: USB Standard & Optional Wi-Fi
- Storage: 999 (Device) or Unlimited (PC)
- Other Features: OK/NG + Power Saving + CW&CCW
- Standard PC Software to Monitor and Store
- Battery: Rechargeable NiMH @ 800mAh
- Charger: 220V (50/60Hz) @0.5A max in & 3.6-6V @3A / 6-9V @2A / 9-12V @1.5A Out
- Unit: N·m/kgf·cm/kgf·m/Lbf·in/Lbf·ft /Ozf·in



Model No.	Torque Range	Resolution	Ratchet Head Size	Effective Length	Total Length	Handle Length	Weight	Socket	Applicable Socket
	N·m ft·lb	Nm	mm	mm	mm	mm	kg		
MTD10N8D MTD10N8D-W	1-10 0.8-8	0.01	1/4" (6.35)	254	282	130	0.49	QH8D	(SHRHGHHH)8D
MTD20N10D MTD20N10D-W	2-20 1.5-15	0.02	3/8" (9.53)	254	282	130	0.51	QH10D	(SHRHGHDDHH)10D
MTD50N12D MTD50N12D-W	5-50 4-40	0.05	3/8" (9.53)	254	282	130	0.58	QH12D	(SHRHGHDDHH)12D
MTD100N15D MTD100N15D-W	10-100 8-80	0.1	1/2" (12.70)	363	384	130	0.63	QH15D	(SHRHGHDDHH)15D
MTD200N19D MTD200N19D-W	20-200 15-150	0.2	1/2" (12.70)	467	475	130	0.78	QH19D	(SHRHGHDDHH)19D
MTD360N22D MTD360N22D-W	36-360 26-260	0.4	3/4" (19.05)	722	713	230	1.13	QH22D	(SHRHGHDDHH)22D
MTD500N22D MTD500N22D-W	50-500 40-400	0.5	3/4" (19.05)	910	949	230	4.00	QH22D	(SHRHGHDDHH)22D



LESS COSTS FOR HIGHER PRODUCTIVITY

www.sas-tool.com www.saspowertools.com info@saspowertools.com



TAIWAN
精品金质奖