

# ESSENTIAL ITEMS FOR YOUR NEW PUPPY

CONGRATULATIONS ON YOUR DECISION TO ADOPT A WESTERN MASS DOODLE PUPPY!



Adopting a new puppy is exciting for the whole family. You have a brand new, adorable family member you get to share your life with. However, it can also be stressful, especially if you are a new pet parent or do not have much experience with puppies.

Puppies are lots of work; they need our care and attention. Their well-being depends solely on you, which can be demanding. Luckily, with our completely new puppy checklist, you'll have all the information you'll need right at your fingertips.

You don't have to worry about forgetting a key piece of puppy equipment or an important part of their training. All the information you need to help your puppy grow into a happy and healthy dog is right here.

## ESSENTIAL ITEMS FOR A NEW PUPPY

Puppies require a few essentials: Feeding supplies, beds, crates, and non-toxic toys.

Check off the items on this list to ensure you have all the essentials on hand before bringing your new Doodle puppy home.

## A HIGH-QUALITY PUPPY FOOD

You should purchase a superior brand of puppy food to support your new pet's development. Good quality food leads to maintaining a healthy lifestyle. Preferably, your pet's food should have a protein source as the *first* ingredient and be specifically designed for puppies.

We're excited to tell you that your puppy will be weaned to solid kibble. The time is flying by so quickly and you will have your puppy in a few short weeks! Please save this email message, mark your calendar, and order your puppy's food at least 7-10 days prior to their take home date.

Your puppy will be weaned to **Paw Tree All-Natural & Holistic Kibble**. This recipe includes whitefish and brown rice dog food. You will need to continue with this brand to prevent digestive upset.

Please do not feed something different at this point, as sudden-switching a puppy or dog's food can lead to severe diarrhea.

You won't find Paw Tree on store shelves because this company prides itself in delivering fresh food to your door. The food is no more than six weeks from the day it was made when you receive it. It ships directly from the company to you, ensuring the utmost in quality and freshness.

**Please use one of the three link options below to create an account and place your first order.**

1. [Paw Tree whitefish brown rice recipe kibble](#)  
We recommend the ultimate Puppy Deluxe Starter Kit; it has virtually everything you need for a smooth transition home.
2. [Puppy Starter Kit](#)
3. Check out all our recommended products [Here](#)

If you only want to order a bag of food, this is what you will need: For a small puppy you will only need a small bag. The food seems expensive, but it will last you about 2-4 months (depending on the size of your puppy), so it costs about \$10-25 a month to feed your pup. You save by placing an EZ-SHIP order, which you can skip, customize, and adjust at any point in time.

We also strongly recommend a **probiotic/prebiotic supplement**, we highly recommend **Gastro Pro Plus** on EZ-SHIP since we've given your puppy this supplement since weaned. It's an important item to have available for long-term digestive health. [Probiotics](#)

To give you an idea on shipping times, the food should arrive within 7 days, depending on your location. Unfortunately, small businesses do not have the resources of Amazon to send

food in a day or two, yet we prefer to support small businesses and companies that produce high-quality products whenever possible.

Please call if you have any questions about the products or ordering. Many people get a little confused placing their first order, so reach out. I'm happy to guide you over the phone when you place your first order.

Order these essentials in time so your puppy has food when you bring him or her home.

***Use code- INTRO4U for 20% off your first order!***

We also highly recommend **NuVet** supplements for long-term use. We have been giving the pups NuVet since they started eating kibble. We prefer the wafers. NuVet is amazing—we know you'll love them too. More info on [Nuvet here](#)




## Dear Puppy Family,


As a breeder and pet owner, the health of my pets is my top priority, and I recommend my puppy families get NuVet Plus for their new puppies.


More than a million dogs and cats have used NuVet Plus to **provide optimal health and a strong immune system.**

A strong immune system will protect them from environmental and food toxins such as backyard pesticides, hormones, and so much more.

It is not just a vitamin. It's an **immune system builder** with a precise balance of antioxidants, amino acids, vitamins, minerals, omega fatty acids, herbs, and it tastes great.

 **PUPPIES EXPERIENCE AN IMMUNITY GAP** Shortly after birth maternal antibody effectiveness is greatly reduced. By 8 weeks your puppy's immune system is at a vulnerable point. Once in their new home, the immune system is weakened by the stress of adoption and exposure to novel bacteria and viruses in their environment. NuVet Plus fills the immunity gap all puppies experience

 **THIS IS ALSO WHEN THE VACCINE SERIES IS STARTED.** Vaccines are most effective if the immune system can respond properly. Starting NuVet Plus now is important to helping your puppy grow into a healthy adult.

 **AFTER PUPPYHOOD**, through your dog's prime, and into their senior years, NuVet Plus, works effectively through all three stages of a dog's life.

I highly recommend NuVet for optimal lifelong health for your new pup. NuVet is not available to the public, to order you'll need to use my code below.

**If you choose the Autoship subscription service, you will save an additional 15% and assure you never run out.**

To the long life and health of your puppy!

**Taylor Charbonneau**  
**Western Massachusetts Doodles**



**(800) 474-7044**



**WWW.NUVET.COM**

**ORDER CODE**

**957203**

## TRAINING TREATS

You are going to be doing a lot of training with your puppy during the first few weeks. Training treats are essential to this process and can help motivate your puppy to learn all the new things they'll need to know. [We love this all-natural treat and toy subscription box](#)

*Please use kibble as an incentive for training until puppy wants something new  
(Usually at 6 months of age)*

### Chews

It is no secret that puppies chew a lot. Having a few chews laying around can help prevent your new puppy from chewing on inappropriate things, like your shoes or their dog bed.

[We love these chews](#)

Check out this monthly subscription box for your doodle

*Save 10 dollars by using code 10BONES [shop here](#)*

### Food and Water Bowls

You should choose a metal food and water bowl to prevent bacteria build-up. Your dog's water bowl should also be large enough to provide them with constant access to fresh water. You do not want to have to fill up your puppy's water every few hours.

Here's a great site that offers premium bowls - [Petmate.com Water & Food Bowls](#)

### Dog Crates

A crate can do wonders for the housetraining process. It helps your puppy get used to their new home faster. Your puppy's crate should be big enough for them to stand up completely and turn around in, but no bigger. **We recommend the 36-inch size.** We love [this kennel](#)

A crate bonnet is also useful, and makes pups feel more comfortable to have on top of the crate, but a blanket works too! [Check out this one on Chewy.com](#)

### Snuggle Puppy

We also highly recommend the Snuggle Puppy. We have them here for purchase for \$40. If you purchase from us directly, we will make sure that their litter mates, and mom's scent is on your pups personal Snuggle Puppy as well.

This product makes a perfect addition to your puppy's new crate. Please let us know if you would like one and use this link to purchase – [Snuggle Puppy checkout](#)



*“Snuggle Puppy is designed to provide comfort and helps relieve anxiety in your four-legged friend. Whatever the case, whether crate training, a new transition, fireworks, or perhaps a thunderstorm, rest assured the Snuggle Puppy will be there to help. Dogs and puppies are pack animals who are instinctively drawn to their mother and others in their pack”*

### Benefits

- Reduces negative behaviors resulting from anxiety, including whining and barking
- “Real-feel” pulsing heartbeat and heat source mimic being part of a pack, working to ease loneliness, fear, and separation anxiety
- Helps puppies sleep throughout the night
- A great crate-training tool for new puppies
- Pet is calmed by appealing to natural instincts, not through medication
- Two AAA batteries (included) last up to two weeks with continuous 24/7 use
- On/Off switch on heartbeat allows for use only when necessary
- Machine washable on gentle cycle
- Disposable heat source lasts for 24 hours and is non-toxic and safe for people and pets



*One of our puppies going home with their Snuggle Puppy!*

## OTHER DOG SUPPLIES

### **Dog Bed**

Your puppy is going to need a dog bed if only to cushion the bottom of their crate. We suggest a water-proof and extremely durable dog bed. [We love these dog bed options](#)

### **Gates**

You might want to section off parts of the house from your new puppy, especially when you aren't at home. This can be particularly useful in the first couple of days when your puppy is still getting used to their new environment.

### **Cleaning Products**

Even if your puppy is already potty-trained, your dog will have an accident in the house eventually. It's paramount that you have the equipment to clean it up properly. [Here are some examples](#)

### **Collar and/or Harness**

Your new puppy is going to need an appropriately-fitted collar to attach their identification tags and leash to. We provide a starter collar & harness in your **"Puppy-Go-Home-Day Pack"**.

We LOVE Fi collars. If you want to get an amazing smart collar, we have an exclusive discount to offer our puppy families.

*[Learn more about the Fi Collar and get your discount here](#)*

### **A Travel Crate or Dog Seat Belt**

Even if you don't plan on taking your puppy out much, you will need a safe way to transport them in the car to vet visits and in case of an emergency. A travel crate or dog seat belt is perfect for these situations. [Here are some great options](#)

## Toys

Puppies have lots of energy. A few high-quality toys can help them direct this energy towards something appropriate. We recommend purchasing a variety of toys, especially if you don't know what your puppy prefers. [Check out these choices](#)

*We also LOVE this monthly subscription for awesome toys your Doodle will love: [Pup Joy](#)*

## Flea & Tick Prevention

Your Doodle is going to need some flea and tick medication, collar, or other device. You should speak to your vet before choosing something.

We enjoy using [Seresto Collars for Flea & Tick Prevention](#)

## Dental Care

Take care of your dog's teeth right away. There are numerous ways to do this—dental sprays, dog toothbrushes, dental chews, etc.

We recommend trying a few different methods to see what works best for you. Learn more on dental care [here](#)—it's a product we trust and love.

## Grooming Tools

Your Doodle will need grooming. Some of our puppies will need more than others. We love [Chris Christensen Original Series T-Brush](#) as a starter set.

## FIRST VETERINARY VISIT

Regular veterinary care is a must. These steps will help you find the right veterinarian for your new puppy and ensure that she's getting regular checkups and vaccinations:

### Step 1: Research Vets Carefully

Different veterinarians have different philosophies, reviews, and some even specialize in specific dogs. It is worth taking the time to research the veterinarians in your area to choose the one that best suits you and your pup's needs.



### **Step 2: Schedule Your 1<sup>st</sup> Appointment**

Schedule an appointment in advance if possible. If you have a good idea when you're bringing your new puppy home, it is important to call your chosen vet beforehand. Your puppy should be looked over by a vet within 3 days of their adoption.

### **Step 3: Schedule Follow-Up Vaccinations**

Your new puppy will need follow-up vaccinations. Our vet gives the first set of booster shots. Follow-up shots will be necessary in 4 weeks. We will provide a vaccination schedule on pickup-day. Your puppy will NOT need vaccinations on his/her vet exam within the first week of take home day, or at his/her first vet visit.

### **Step 4: Keep Up with Puppy's Medical Records.**

Ask for a copy of your puppy's vaccination record when you leave the veterinary office. If you enroll your puppy in puppy kindergarten classes, they will likely require proof that your dog has been vaccinated.

### **Step 5: Know Your Puppy's Medical History**

Your veterinarian will likely have a few questions about your puppy's medical history, including prior shots. We will provide you with all the vaccination and preventative records we have.

### **Step 6: Get Emergency Contact Information**

Many pet emergencies happen at night after the veterinarian offices have closed. Do not leave the vet's office without collecting emergency contact info for after-hour emergency visits—just in case!

We also provide you with 30 days complimentary pet insurance through Trupanion. Be sure to activate your offer that was emailed to you.

Here's a [short video](#) on how Trupanion works



## Congrats on your newest addition!

### ENJOY A MONTH OF COVERAGE.

A special offer for puppies raised by: Western Mass Doodles

- ✓ Instant coverage
- ✓ No upfront costs

**HURRY! YOU HAVE 24 HOURS TO ACTIVATE COVERAGE.**

Call 855.266.2156 | Code: BR1LD91820  
within 24 hours of going home with your puppy.  
Or visit [TRUPANION.COM](https://www.trupanion.com) to activate coverage.

### Wag more, worry less

Life is stressful enough — medical insurance helps give you one less thing to worry about. As you embark on your adventure together, protect your new addition with unlimited coverage for all new injuries and illnesses.

**TRUPANION.COM**

This special offer is available for puppies when activated within 24 hours of going home to their new family. Limit one per pet. Certificate programs vary based on where you live. If you live in a different state/province than where you received this certificate, please call 855.266.2156 to activate a certificate approved for where you live. Terms and conditions apply. See the policy at [Trupanion.com/pet-insurance](https://www.trupanion.com/pet-insurance). Trupanion is a registered trademark owned by Trupanion, Inc. Underwritten by Omega General Insurance Company (Canada) and American Pet Insurance Company (USA); 6100-4th Ave S, Seattle, WA 98109. Please visit [AmericanPetInsurance.com](https://www.AmericanPetInsurance.com) to review all available pet health insurance products.

3DP001-1218

## GROOMING YOUR PUPPY

Although every dog benefits from baths and brushing, Doodles require extra grooming. Some are more prone to shedding.

Click on these links to learn more about proper grooming for your new pet:

- [Terrific grooming supplies](#)
- [Our favorite dog shampoo](#)

The following steps will help make your puppy's grooming experience calm and fun. It's a beautiful way to bond and fall in love with your Doodle:

### **Step 1: Keep Sessions Short and Sweet**

Puppies are packed full of energy and can't sit still for long. Do not plan on having long grooming sessions at first; this will only turn your puppy off to the experience.

### **Step 2: Desensitize Your Puppy to your Grooming Equipment**

It is not uncommon for puppies to be scared of brushes and other grooming instruments. Before you begin, let your puppy sniff the brushes and reward him when he doesn't move away.

You want your puppy to see grooming as a positive experience. [We love these brushes for daily use](#)

### **Step 3: Prepare for a Bath – Just in Case**

Most puppies will not need a bath very often. Bathing your dog too much can dry out their skin, so you only need to bathe them when they're really dirty.

Have shampoo and towels within easy reach, just in case your puppy decides to roll in the mud.

### **Step 4: Puppy Ears & Paws**

Puppies also need their ears cleaned and their nails clipped. Set up a schedule to do these things regularly. They might seem unimportant, but this upkeep is vital to your puppy's overall health.

## STARTING YOUR PUPPY'S TRAINING

Consistent training, from the beginning, will help your new puppy right from the start. It will also lead to creating a strong, trusting bond (and will help to keep your pup out of trouble, too). Here's what you need to know about properly training your new puppy.

**Baxter & Bella** is as much about teaching your dog how to act, as it is about coaching you on how to train and successfully integrate a canine companion into your life, family, and home!

We found an amazing online training program for all of our puppy families. These online classes and videos are a GAME-CHANGER!

What's more, they are offering our families an instant 25% savings on their lifetime membership, which includes more than 75 lessons, over 100 how-to videos, printable charts and checklists, unlimited one-on-one professional help, online classes and courses, training games and activities for less money than what many people will pay to participate in typical puppy courses. [Overview video here](#)

***Use our unique discount code: [WESTERNMASSDOODLES](#)***



## PUPPY PREP and The Online Puppy School!

Our easy-to-use and fun-to-follow training curriculum is as much about teaching your dog how to act, as it is about coaching you how to train. It includes more than 75 lessons and over 100 how-to video demonstrations, in addition to printable charts & checklists, tips, tricks, tools & techniques and so much more. It's everything you will need to successfully integrate a canine companion into your life, family and home; especially when complimented with the other included resources highlighted below!

### OTHER SUPPORTING MEMBERS ONLY RESOURCES



**LIVE! BOOKINGS**  
 One-on-one coaching with professional trainers!



**EVENTS, CLASSES & COURSES**  
 Ongoing continuing education to learn more and be better!



**ASK THE TRAINER**  
 Have a specific question? Go ahead, ask the trainer!



**THE PUPPY PODCAST**  
 The perfect audio compliment to our training program!



**All the resources you will need, including trainers to assist you every step of the way!**



**GAMES & ACTIVITIES**  
 Games, activities, fieldtrips and other interactive ideas!



**PET PARENT FORUM**  
 A place for you to share ideas with other puppy parents!



**VIDEO ARCHIVES**  
 A single location for all of our video demonstrations!



**RESOURCE LIBRARY**  
 Full of our favorite articles and industry information!

**BECOME A MEMBER TODAY AND BEGIN TRAINING IMMEDIATELY FROM THE COMFORT & CONVENIENCE OF YOUR OWN HOME WITH A LIFETIME OF SUPPORT FROM ALL OF US!**

*I highly recommend this training program! I love the practical tips & tricks, and the 'learn at your pace' format. The combination of written information and the how-to videos is really nice too! I also had a specific problem with my puppy and I contacted Amy - she was quick to respond with the thorough and personalized help I needed... I LOVE IT!*



### Step 1: Start Training ASAP

It is never too early to begin training your puppy. You should preferably begin training your puppy as soon as you bring them home. Your puppy will have had a head start with basic training here. They will be familiar with the marker words YES and NO and the puppy recall.

### Step 2: Don't Forget about Socialization

All puppies need to be socialized with other dogs, people, and pets. Take your puppy out to meet new people and explore new places. This will teach him good manners and prevent him from becoming fearful later.

### Step 3: Begin with Focus Training

Start by holding a treat in one hand and kneeling very closely to your puppy. When your puppy stops looking at the treat and looks at you, reward him with the treat. Repeat multiple times and begin extending the distance and time until they master the technique.

### Step 4: Throw in Crate & Potty Training

Potty and crate training can both be worked on in tangent with focus training. Both potty and crate training are paramount for your dog's well-being as a companion pet.

### Step 5: The Misty Method

The Misty Method is a breeders'-only home method. It is specific to puppies from the ages of 3 to 9 weeks. It teaches the dog that there is a designated spot to potty, making it easier for the *new* owner to potty train their pup.

We will send more info on the Misty Method later. We also give each family a bag of alfalfa pellets to—as we say—sprinkle where they tinkle!

The puppies will be familiar with the association of the pellets and potty time.

We will give you additional information on how you can easily transition your pup from the Misty Method to the designated area in your yard.

## PUPPY PACKS

On their homecoming day, we provide **Puppy-Go-Home Day Packs** for your 'fur-ever' friend. They include many samples of Paw Tree products and so much more!

We at Western Mass Doodles are so excited for you and your family! Congratulations and best wishes for years of good health, happiness and lots of cuddles!



*Your pup cannot wait to meet you!*