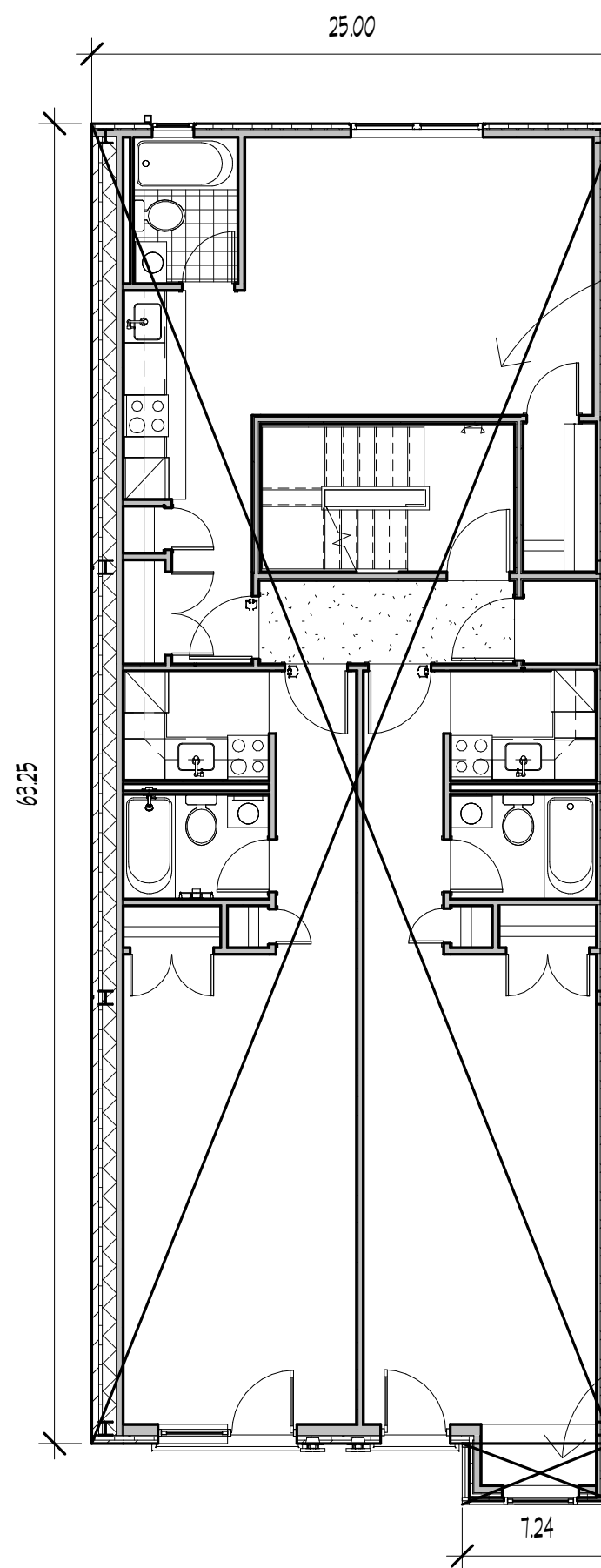
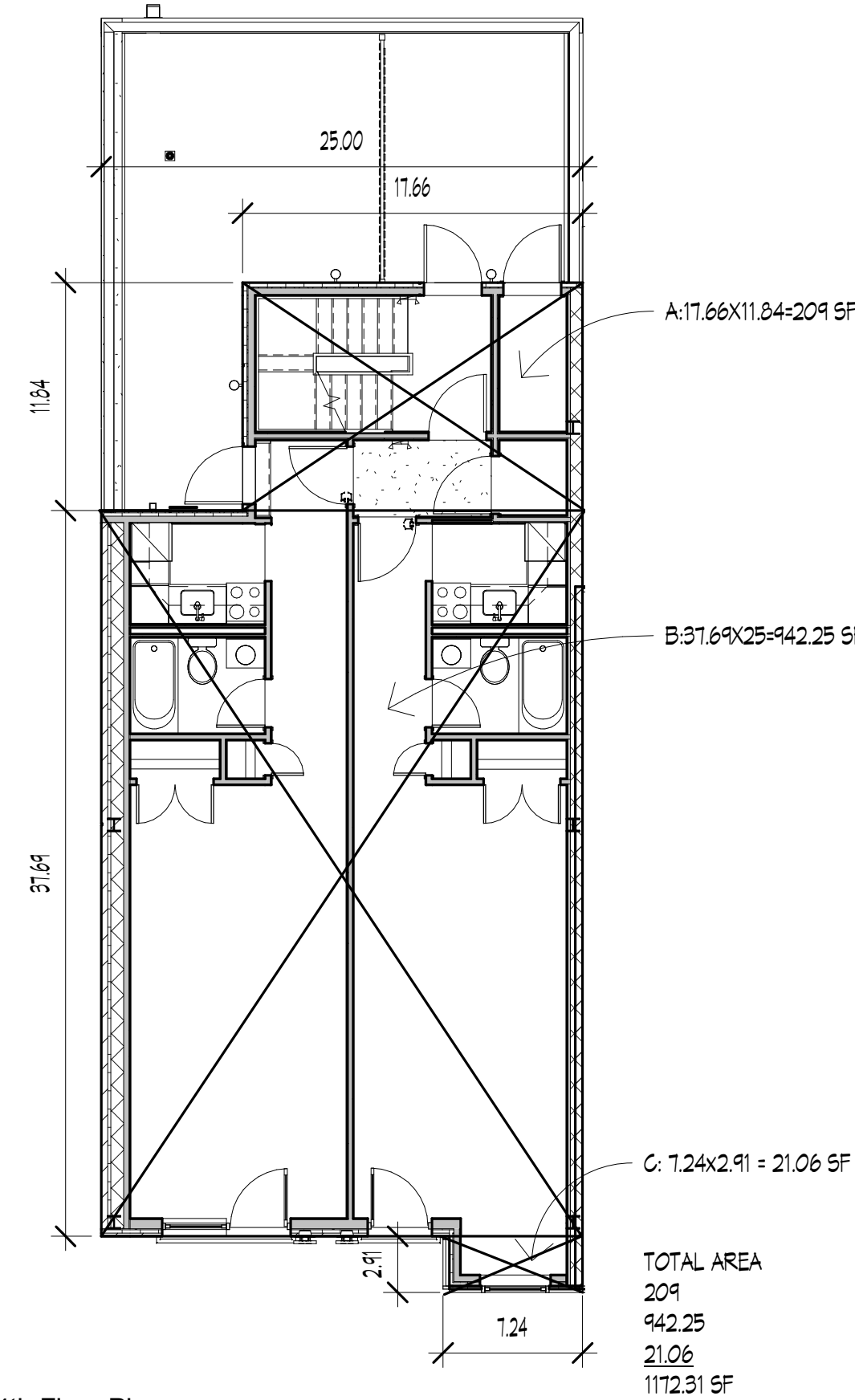


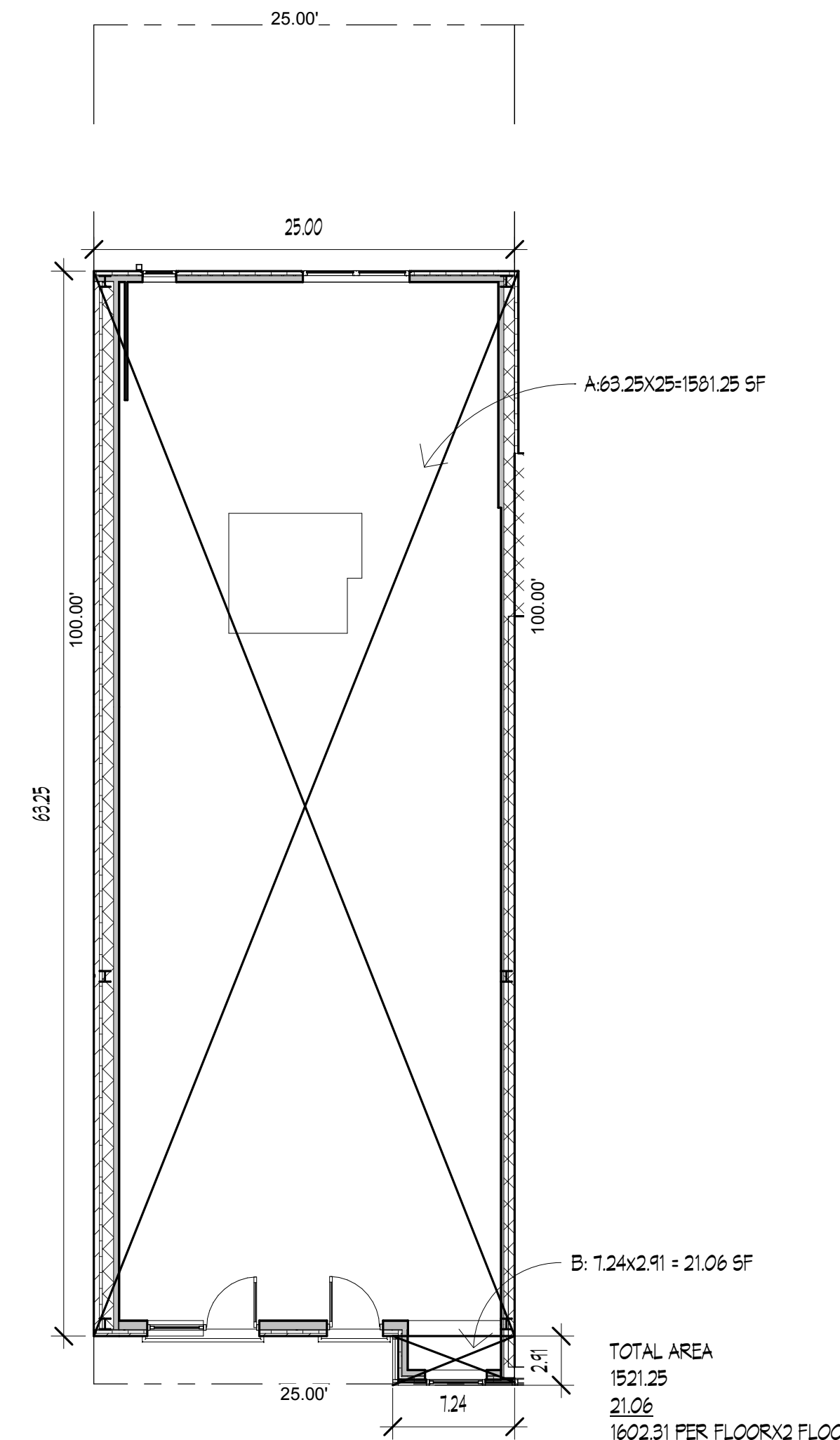
① 1st Floor Plan  
1/8" = 1'-0"



② Typical Floor (2-3) Plan  
1/8" = 1'-0"



③ 4th Floor Plan  
1/8" = 1'-0"

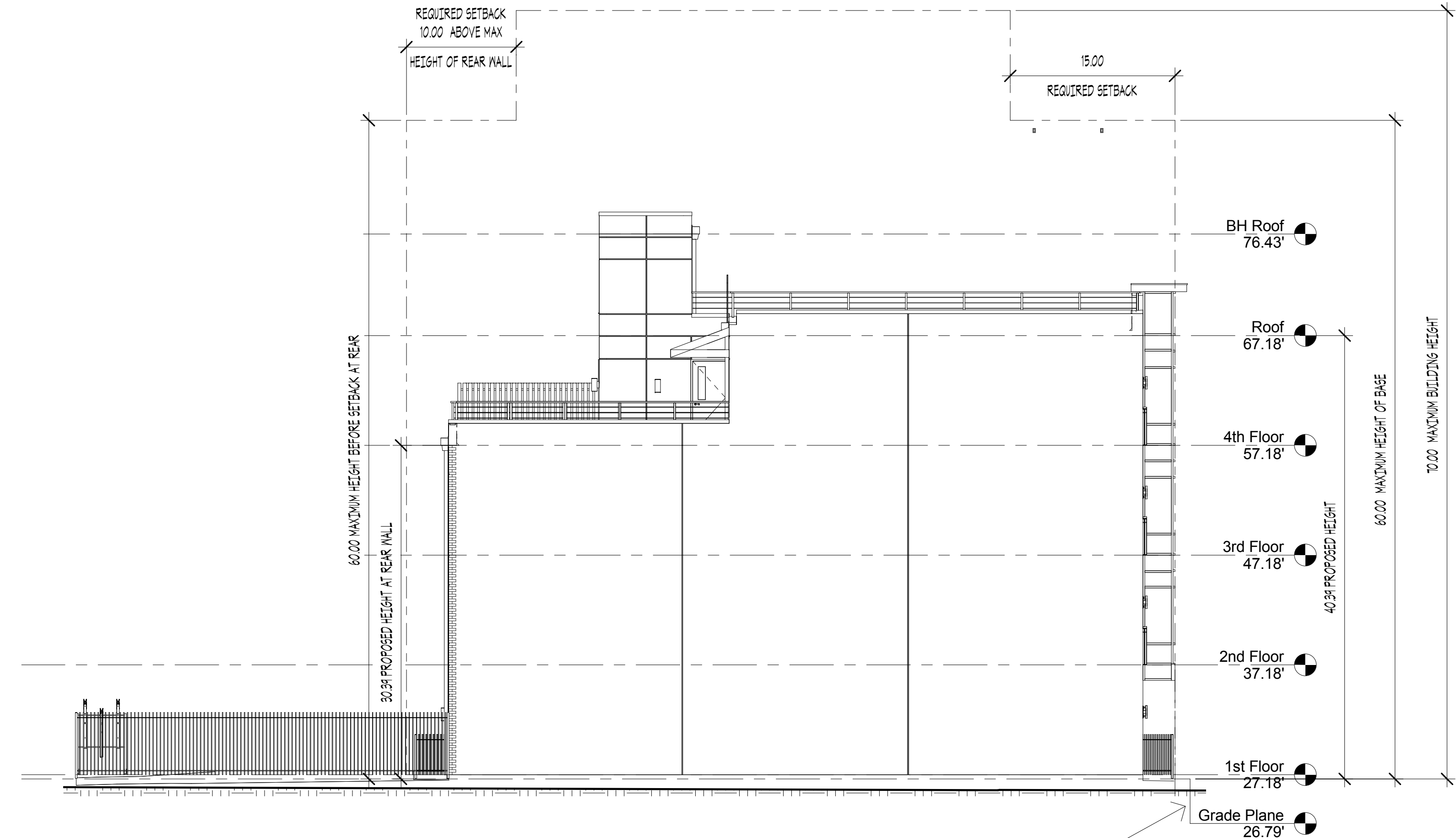


⑥ Lot Coverage Calculations  
1/8" = 1'-0"

PROPOSED FLOOR AREA		ZONING FLOOR AREA					
BUILDING CODE		GROSS FLOOR					
FL. #	AREA SF	UG	RESIDENTIAL	COMM. FAC.	COMM.	MANUFACTURING	FAR
4	1172.31	2	1172.31	0	0	0	.41
3	1602.31	2	1602.31	0	0	0	.64
2	1602.31	2	1602.31	0	0	0	.64
1	1581.25	2	1581.25	0	0	0	.63
CELLAR	1581.25	0	0	0	0	0	0
TOTAL	7539.43		5458.10	0	0	0	2.30
TOTAL GROSS AREA							7539.43 SF
TOTAL ZONING AREA							5458.10 SF

NOTE: NO MECHANICAL OR QUALITY HOUSING DEDUCTIONS TAKEN

No.	Description	Date



⑤ Zoning Height Diagram  
1/8" = 1'-0"

SEE SITE PLAN Z-001 FOR GRADE PLAN CALCULATIONS

**Reuben Gross Associates, Architects, PA**  
 1205 W. Laurelton Pkwy.  
 Teaneck, NJ 07666  
 tel. 201-833-4446 fax. 201-833-0484  
 rglect@optonline.net www.rglect.net

**LIBERTY AVENUE**  
 735 LIBERTY AVE  
 BROOKLYN, NY

**Zoning Calculations**

Project number: 96016  
 Date: Dec 28, 2016  
 Scale: 1/8" = 1'-0"

**..Z-002..00**

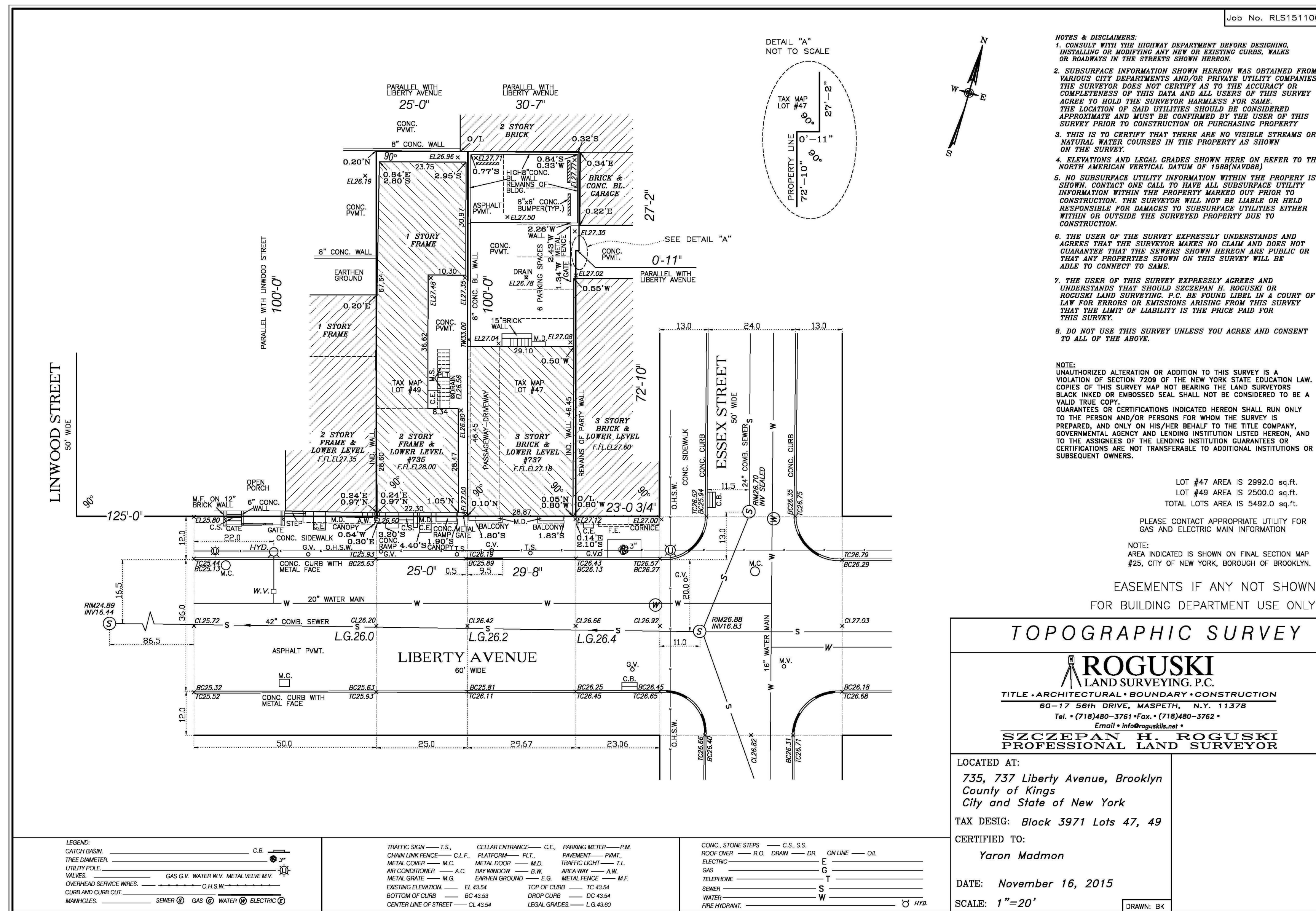
REGISTERED ARCHITECT  
 REUBEN DOY GROSS  
 128542  
 STATE OF NEW YORK







Job No. RLS1511005



- NOTES & DISCLAIMERS:**
- CONSULT WITH THE HIGHWAY DEPARTMENT BEFORE DESIGNING, INSTALLING OR MODIFYING ANY NEW OR EXISTING CURBS, WALKS OR ROADWAYS IN THE STREETS SHOWN HEREON.
  - SUBSURFACE INFORMATION SHOWN HEREON WAS OBTAINED FROM VARIOUS CITY DEPARTMENTS AND/OR PRIVATE UTILITY COMPANIES. THIS SURVEYOR DOES NOT CERTIFY AS TO THE ACCURACY OR COMPLETENESS OF THIS DATA AND ALL USERS OF THIS SURVEY AGREE TO HOLD THE SURVEYOR HARMLESS FOR SAME. THE LOCATION OF SAID UTILITIES SHOULD BE CONSIDERED APPROXIMATE AND MUST BE CONFIRMED BY THE USER OF THIS SURVEY PRIOR TO CONSTRUCTION OR PURCHASING PROPERTY ON THE SURVEY.
  - THIS IS TO CERTIFY THAT THERE ARE NO VISIBLE STREAMS OR NATURAL WATER COURSES IN THE PROPERTY AS SHOWN ON THE SURVEY.
  - ELEVATIONS AND LEGAL GRADES SHOWN HERE ON REFER TO THE NORTH AMERICAN VERTICAL DATUM OF 1988 (NAVD88).
  - NO SUBSURFACE UTILITY INFORMATION WITHIN THE PROPERTY IS SHOWN. CONTACT ONE CALL TO HAVE ALL SUBSURFACE UTILITY INFORMATION WITHIN THE PROPERTY MARKED OUT PRIOR TO CONSTRUCTION. THE SURVEYOR WILL NOT BE LIABLE OR HELD RESPONSIBLE FOR DAMAGES TO SUBSURFACE UTILITIES EITHER WITHIN OR OUTSIDE THE SURVEYED PROPERTY DUE TO CONSTRUCTION.
  - THE USER OF THIS SURVEY EXPRESSLY UNDERSTANDS AND AGREES THAT THE SURVEYOR MAKES NO CLAIM AND DOES NOT GUARANTEE THAT THE SEWERS SHOWN HEREON ARE PUBLIC OR THAT ANY PROPERTIES SHOWN ON THIS SURVEY WILL BE ABLE TO CONNECT TO SAME.
  - THE USER OF THIS SURVEY EXPRESSLY AGREES AND UNDERSTANDS THAT SHOULD SZCZEPAN H. ROGUSKI OR ROGUSKI LAND SURVEYING, P.C. BE FOUND LIABLE IN A COURT OF LAW FOR ERRORS OR EMISSIONS ARISING FROM THIS SURVEY THAT THE LIMIT OF LIABILITY IS THE PRICE PAID FOR THIS SURVEY.
  - DO NOT USE THIS SURVEY UNLESS YOU AGREE AND CONSENT TO ALL OF THE ABOVE.

**NOTE:**  
UNAUTHORIZED ALTERATION OR ADDITION TO THIS SURVEY IS A VIOLATION OF SECTION 7209 OF THE NEW YORK STATE EDUCATION LAW. COPIES OF THIS SURVEY MAP NOT BEARING THE LAND SURVEYOR'S BLACK INKED OR EMBOSSED SEAL SHALL NOT BE CONSIDERED TO BE A VALID TRUE COPY.  
GUARANTEES OR CERTIFICATIONS INDICATED HEREON SHALL RUN ONLY TO THE PERSON AND/OR PERSONS FOR WHOM THE SURVEY IS PREPARED, AND ONLY ON HIS/HER BEHALF TO THE TITLE COMPANY, GOVERNMENTAL AGENCY AND LENDING INSTITUTION LISTED HEREON, AND TO THE ASSIGNEES OF THE LENDING INSTITUTION GUARANTEES OR CERTIFICATIONS ARE NOT TRANSFERABLE TO ADDITIONAL INSTITUTIONS OR SUBSEQUENT OWNERS.

LOT #47 AREA IS 2992.0 sq.ft.  
LOT #49 AREA IS 2500.0 sq.ft.  
TOTAL LOTS AREA IS 5492.0 sq.ft.

PLEASE CONTACT APPROPRIATE UTILITY FOR GAS AND ELECTRIC MAIN INFORMATION

**NOTE:**  
AREA INDICATED IS SHOWN ON FINAL SECTION MAP #25, CITY OF NEW YORK, BOROUGH OF BROOKLYN.

EASEMENTS IF ANY NOT SHOWN FOR BUILDING DEPARTMENT USE ONLY

**TOPOGRAPHIC SURVEY**

**ROGUSKI**  
LAND SURVEYING, P.C.  
TITLE ARCHITECTURAL - BOUNDARY - CONSTRUCTION  
60-17 56TH DRIVE, MASPETH, N.Y. 11378  
Tel. (718)480-3761 • Fax. (718)480-3762 •  
Email: info@roguski.net

LOCATED AT:  
735, 737 Liberty Avenue, Brooklyn  
County of Kings  
City and State of New York  
TAX DESIG: Block 3971 Lots 47, 49

CERTIFIED TO:  
Yaron Madmon

DATE: November 16, 2015  
SCALE: 1"=20'

① Survey  
1" = 20'-0"

No.	Description	Date

**Reuben Gross Associates,**  
Architects, PA  
1205 W. Laurelton Pkwy.  
Teaneck, NJ 07666  
tel. 201-833-4446 fax. 201-833-0484  
rglect@optonline.net www.rglect.net

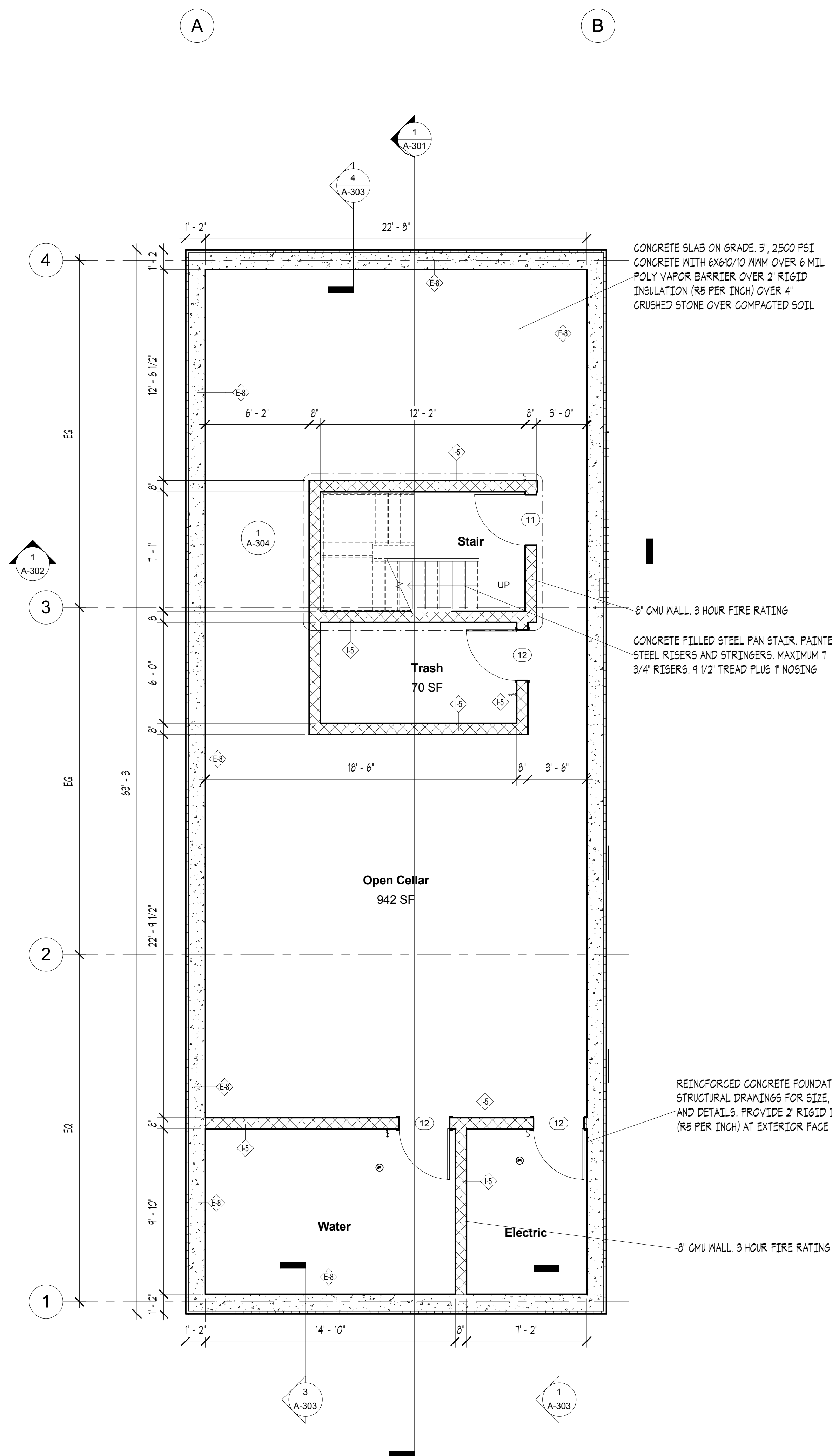
**LIBERTY AVENUE**  
735 LIBERTY AVE  
BROOKLYN, NY

**Survey**

Project number 96016  
Date Dec 28, 2016  
Scale 1" = 20'-0"

**A-001.00**





E1 EXTERIOR WALL: 4" BRICK, 2" AIR SPACE WITH 2" EXPANDED POLYSTYRENE INSULATION (R5 PER INCH). LIQUID APPLIED DAMP PROOFING. 8" CMU, 3 5/8" METAL STUD @ 16" O.C. W/ R5 KRAFT FACED BATT INSULATION, 5/8" TYPEX GWB, TAPED AND 3 COATS SPACKLE. FINISH PER FINISH SCHEDULE

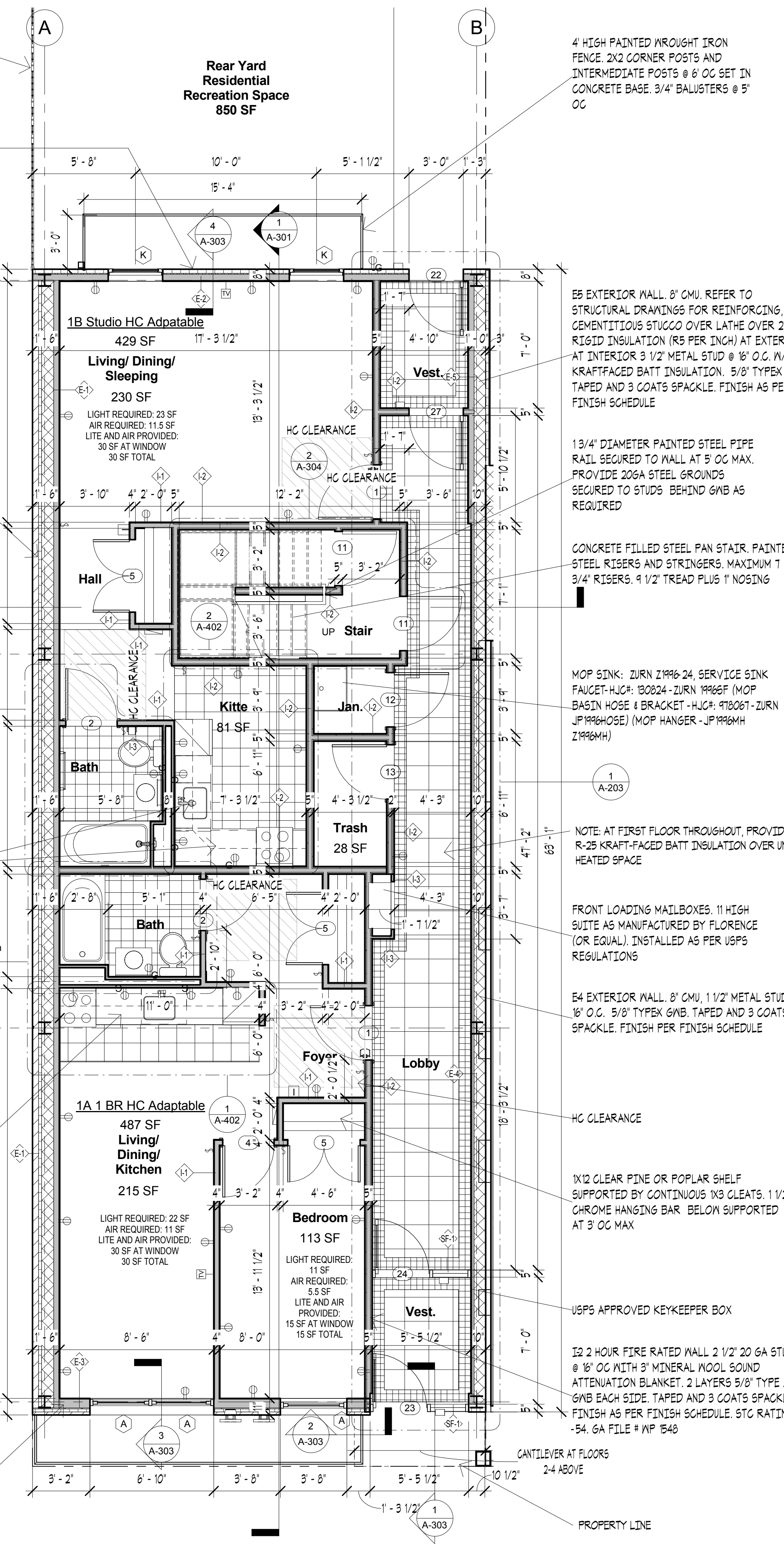
E2 EXTERIOR WALL: INSULATED EIFS SYSTEM, SYNTHETIC STUCCO OVER 2" EXPANDED POLYSTYRENE INSULATION EQUAL TO DOW STYROFOAM BLUE BOARDS @ R5/INCH (R10), TYVEK BUILDING WRAP, 5/8" DENSE SHIELD SHEATHING, 4" METAL STUDS @ 16" O.C. W/ R5 KRAFT FACED BATT INSULATION, 5/8" TYPEX GWB, TAPED AND 3 COATS SPACKLE. FINISH PER FINISH SCHEDULE

REMOVABLE CABINET NEXT TO STOVE AND UNDER SINK. ADJUSTABLE HEIGHT COUNTER (BETWEEN 28" AND 34" AFF). INSTALL SINK WITH ELONGATED TAILPIECE SO IT CAN BE LOWERED IF KITCHEN IS ADAPTED

REMOVABLE CABINET NEXT TO STOVE AND UNDER SINK. ADJUSTABLE HEIGHT COUNTER (BETWEEN 28" AND 34" AFF). INSTALL SINK WITH ELONGATED TAILPIECE SO IT CAN BE LOWERED IF KITCHEN IS ADAPTED

E3 EXTERIOR WALL: THIN BRICK SYSTEM OVER GALVANIZED TRACK OVER 2" EXPANDED POLYSTYRENE INSULATION EQUAL TO DOW STYROFOAM BLUE BOARDS @ R5 PER INCH, TYVEK BUILDING WRAP, 5/8" DENSE SHIELD SHEATHING, 4" 1/2" GA STUDS @ 16" O.C. W/ R5 KRAFT FACED BATT INSULATION, 5/8" TYPEX GWB, TAPED AND 3 COATS SPACKLE. FINISH PER FINISH SCHEDULE

1 Cellar Plan  
1/4" = 1'-0"



4' HIGH PAINTED WROUGHT IRON FENCE. 2X2 CORNER POSTS AND INTERMEDIATE POSTS @ 8' OC SET IN CONCRETE BASE. 3/4" BALUSTERS @ 5' OC

E5 EXTERIOR WALL. 8" CMU. REFER TO STRUCTURAL DRAWINGS FOR REINFORCING. CEMENTITIOUS STUCCO OVER LATHE OVER 2" RIGID INSULATION (R5 PER INCH) AT EXTERIOR. AT INTERIOR 3 1/2" METAL STUD @ 16" O.C. W/ R5 KRAFTFACED BATT INSULATION, 5/8" TYPEX GWB TAPED AND 3 COATS SPACKLE. FINISH AS PER FINISH SCHEDULE

MOP SINK: ZURN Z1996-24. SERVICE SINK FAUCET-HJCH: 130824 - ZURN 1996EF (MOP BASIN HOSE & BRACKET -HJCH: 970661 - ZURN JP1996HOSE) (MOP HANGER - JP1996MH Z1996MH)

USFS APPROVED KEYKEEPER BOX

2 1st Floor Plan  
1/4" = 1'-0"

No.	Description	Date

Reuben Gross Associates,  
Architects, PA  
1205 W. Laurelton Pkwy.  
Teaneck, NJ 07666  
tel. 201-833-4446 fax. 201-833-0484  
rglect@optonline.net www.rglect.net

LIBERTY AVENUE  
735 LIBERTY AVE  
BROOKLYN, NY

**Cellar and 1st Floor Plans**

Project number 96016

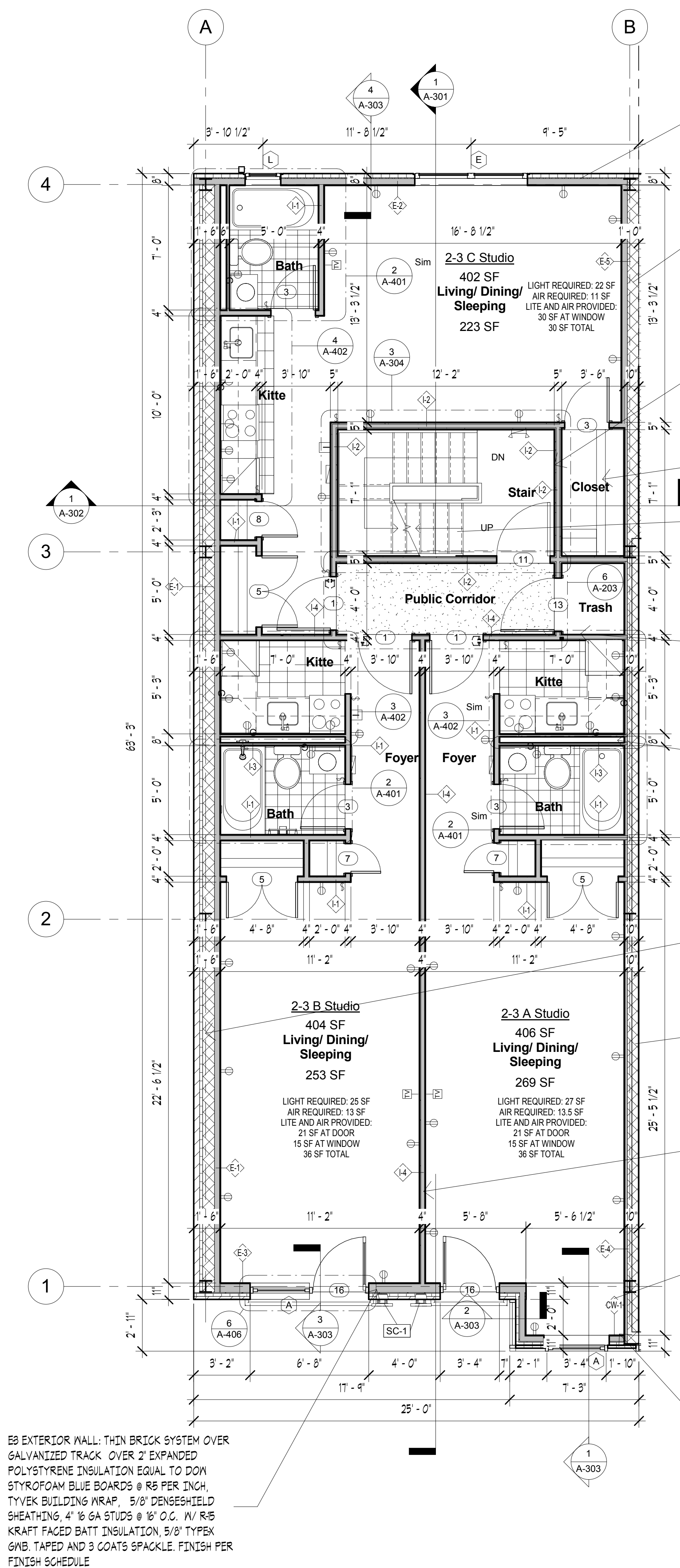
Date Dec 28, 2016

Scale 1/4" = 1'-0"

A-101.00







1 Typical Floor (2-3) Plan  
1/4" = 1'-0"

**E2** 3 COATS CEMENTITIOUS STUCCO OVER GALVANIZED MESH, 2" RIGID INSULATION (R5 PER INCH), TYVEK BUILDING WRAP, 5/8" DENSESHIELD SHEATHING, 4" 16 GA STUDS @ 16" O.C. W/ R5 KRAFT FACED BATT INSULATION, 5/8" TYPEX GMB

**E5** EXTERIOR WALL, 8" CMU. REFER TO STRUCTURAL DRAWINGS FOR REINFORCING, CEMENTITIOUS STUCCO OVER LATHE OVER 2" RIGID INSULATION (R5 PER INCH) AT EXTERIOR. AT INTERIOR 3 1/2" METAL STUD @ 16" O.C. W/ R5 KRAFT FACED BATT INSULATION, 5/8" TYPEX GMB TAPED AND 3 COATS SPACKLE. FINISH AS PER FINISH SCHEDULE

**I2** 2 HOUR FIRE RATED WALL 2 1/2" 20 GA STUDS @ 16" O.C. WITH 3" MINERAL WOOL SOUND ATTENUATION BLANKET, 2 LAYERS 5/8" TYPE X GMB EACH SIDE. TAPED AND 3 COATS SPACKLE. FINISH AS PER FINISH SCHEDULE. STC RATINGS 50-54. GA FILE # WP 1548

**I12** CLEAR PINE OR POPLAR SHELF SUPPORTED BY CONTINUOUS 1X3 CLEATS, 1 1/2" CHROME HANGING BAR BELOW SUPPORTED AT 3' OC MAX

**CONCRETE FILLED STEEL PAN STAIR**. PAINTED STEEL RISERS AND STRINGERS. MAXIMUM 1 3/4" RISERS. 1 1/2" TREAD PLUS 1" NOSING

**I4** 1 HOUR FIRE RATED WALL, 2 1/2" 20 GA STUDS @ 16" O.C. W/ 3" MINERAL WOOL SOUND ATTENUATION BLANKET, 2 LAYERS 1/2" TYPE C GMB ONE SIDE, 1 LAYER 1/2" TYPE C GMB OTHER SIDE. AT BATHROOM LOCATION PROVIDE MOLD RESISTANT BOARD. AT TUB SURROUND PROVIDE CEMENT BOARD EQUAL TO MONDERBOARD. STC RATING 50/54 GA FILE # WP 1023

**I3** CHASE WALL 1 5/8" 20 GA STUDS @ 16" O.C. 5/8" TYPE X GMB EACH SIDE OF CHASE. AT BATHROOM LOCATION PROVIDE MOLD RESISTANT BOARD. AT TUB SURROUND, PROVIDE CEMENT BOARD EQUAL TO MONDERBOARD.

**I1** UNRATED INTERIOR WALL, 2 1/2" 20 GA STUDS @ 16" O.C. 5/8" TYPE X GMB. AT BATHROOM LOCATION PROVIDE MOLD RESISTANT BOARD. AT TUB SURROUND, PROVIDE CEMENT BOARD EQUAL TO MONDERBOARD

**E1** EXTERIOR WALL, 4" BRICK, 2" AIR SPACE WITH 2" EXPANDED POLYSTYRENE INSULATION (R5 PER INCH), LIQUID APPLIED DAMP PROOFING, 8" CMU, 3 5/8" METAL STUD @ 16" O.C. W/ R5 KRAFT FACED BATT INSULATION, 5/8" TYPEX GMB, TAPED AND 3 COATS SPACKLE. FINISH PER FINISH SCHEDULE

**E4** EXTERIOR WALL, 8" CMU, 1 1/2" METAL STUD @ 16" O.C. 5/8" TYPEX GMB, TAPED AND 3 COATS SPACKLE. FINISH PER FINISH SCHEDULE

**I4** 1 HOUR FIRE RATED WALL, 2 1/2" 20 GA STUDS @ 16" O.C. W/ 3" MINERAL WOOL SOUND ATTENUATION BLANKET, 2 LAYERS 1/2" TYPE C GMB ONE SIDE, 1 LAYER 1/2" TYPE C GMB OTHER SIDE. AT BATHROOM LOCATION PROVIDE MOLD RESISTANT BOARD. AT TUB SURROUND PROVIDE CEMENT BOARD EQUAL TO MONDERBOARD. STC RATING 50/54 GA FILE # WP 1023

TYPICAL FLOOR OVER EXTERIOR: FINISHED FLOOR AS PER FINISH SCHEDULE OVER 3/4" CDX PLYWOOD SUBFLOOR. SEE STRUCTURAL DRAWINGS FOR SLAB AND STRUCTURAL DETAILS. R38 KRAFT FACED BATT INSULATION

**CMH** ALUMINUM CURTAIN WALL SYSTEM EQUAL TO 1602 WALL SYSTEM AS MANUFACTURED BY KAWNEER (OR EQUAL AS APPROVED BY ARCHITECT).

INTERIOR WALL SYSTEM 2" RIGID INSULATION (R5 PER INCH) OVER TYVEK BUILDING WRAP OVER 5/8" DENSESHIELD SHEATHING, 3 1/2" 16 GAUGE STUDS @ 16" WITH R5 KRAFT FACED BATT INSULATION, 5/8" TYPEX GMB TAPED AND 3 COATS SPACKLE. FINISH PER FINISH SCHEDULE

ST. STL. THROUGH WALL SCUPPER WITH SCUPPER BOX

6" CLEAR ACCESS SPACE FOR FIREMEN AS PER FC 504.4.1

6" HIGH PVC FENCE BOARD-ON-BOARD STYLE. SECURED TO WALL AT BOTH ENDS. BRACED AT L/2

ROOF DRAIN. SEE PLUMBING DRAWINGS FOR SIZE AND DETAILS

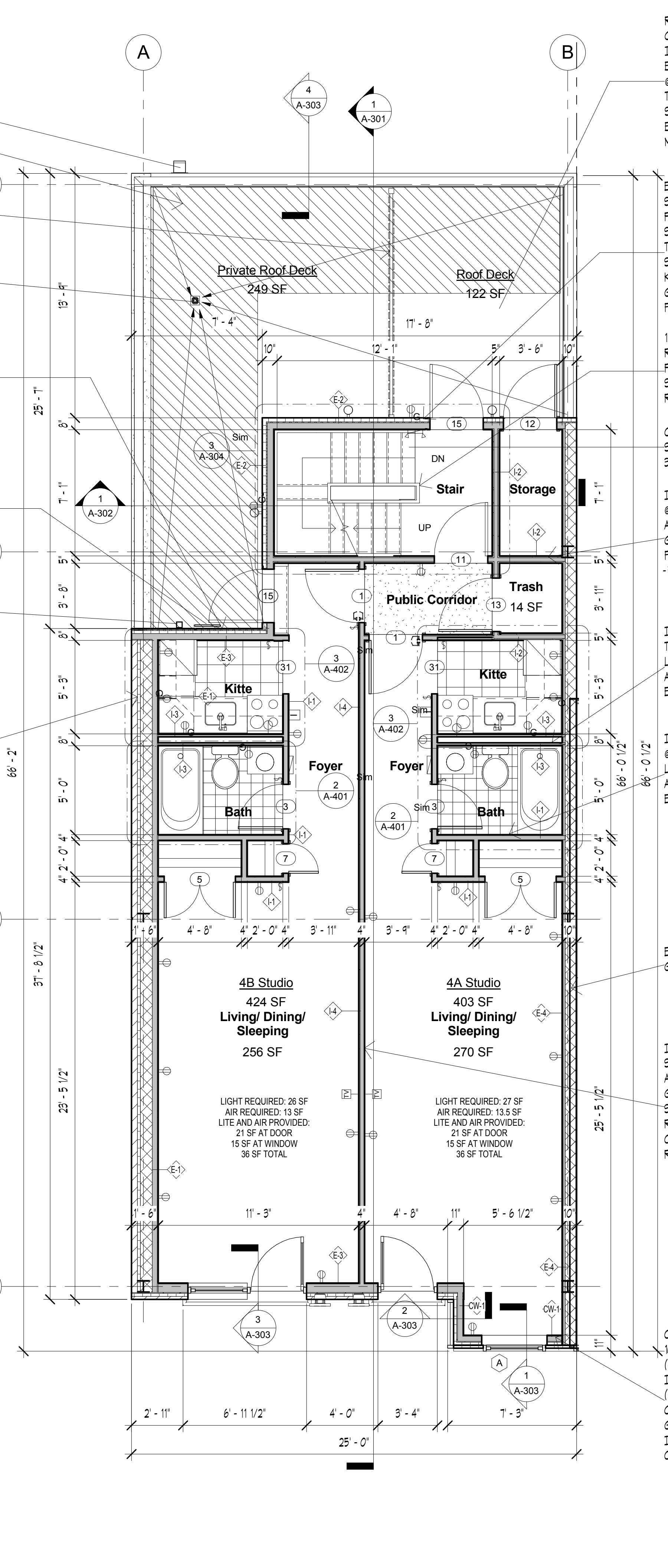
**E2** INSULATED EIFS SYSTEM, SYNTHETIC STUCCO OVER 2" EXPANDED POLYSTYRENE INSULATION EQUAL TO DOM STYROFOAM BLUE BOARDS @ R5/INCH (R10), TYVEK BUILDING WRAP, 5/8" DENSESHIELD SHEATHING, 4" 16 GA STUDS @ 16" O.C. W/ R5 KRAFT FACED BATT INSULATION, 5/8" TYPEX GMB

18" WIDE PAINTED STEEL LADDER FROM 4TH FLOOR TO ROOF. SECURE THROUGH WALL FINISH TO STEEL STUDS @ 4' OC. CAULK PENETRATIONS THROUGH WALL FINISH

ALUMINUM LEADER DOWN FROM ROOF ABOVE

**E1** EXTERIOR WALL: 4" BRICK, 2" AIR SPACE WITH 2" EXPANDED POLYSTYRENE INSULATION (R5 PER INCH), LIQUID APPLIED DAMP PROOFING, 8" CMU, 3 5/8" METAL STUD @ 16" O.C. W/ R5 KRAFT FACED BATT INSULATION, 5/8" TYPEX GMB, TAPED AND 3 COATS SPACKLE. FINISH PER FINISH SCHEDULE

2 4th Floor Plan  
1/4" = 1'-0"



**E2** EXTERIOR WALL: INSULATED EIFS SYSTEM, SYNTHETIC STUCCO OVER 2" EXPANDED POLYSTYRENE INSULATION EQUAL TO DOM STYROFOAM BLUE BOARDS @ R5/INCH (R10), TYVEK BUILDING WRAP, 5/8" DENSE SHIELD SHEATHING, 4" METAL STUDS @ 16" O.C. W/ R5 KRAFT FACED BATT INSULATION, 5/8" TYPEX GMB. TAPED AND 3 COATS SPACKLE. FINISH PER FINISH SCHEDULE

1 3/4" DIAMETER PAINTED STEEL PIPE RAIL SECURED TO WALL AT 5' OC MAX. PROVIDE 20GA STEEL GROUNDINGS SECURED TO STUDS BEHIND GMB AS REQUIRED

CONCRETE FILLED STEEL PAN STAIR. PAINTED STEEL RISERS AND STRINGERS. MAXIMUM 1 3/4" RISERS. 1 1/2" TREAD PLUS 1" NOSING

**I2** 2 HOUR FIRE RATED WALL 2 1/2" 20 GA STUDS @ 16" O.C. WITH 3" MINERAL WOOL SOUND ATTENUATION BLANKET, 2 LAYERS 5/8" TYPE X GMB EACH SIDE. TAPED AND 3 COATS SPACKLE. FINISH AS PER FINISH SCHEDULE. STC RATINGS 50-54. GA FILE # WP 1548

**I3** CHASE WALL 1 5/8" 20 GA STUDS @ 16" O.C. 5/8" TYPE X GMB EACH SIDE OF CHASE. AT BATHROOM LOCATION PROVIDE MOLD RESISTANT BOARD. AT TUB SURROUND, PROVIDE CEMENT BOARD EQUAL TO MONDERBOARD.

**I1** UNRATED INTERIOR WALL, 2 1/2" 20 GA STUDS @ 16" O.C. 5/8" TYPE X GMB. AT BATHROOM LOCATION PROVIDE MOLD RESISTANT BOARD. AT TUB SURROUND, PROVIDE CEMENT BOARD EQUAL TO MONDERBOARD

**E4** 8" CMU, 1 1/2" METAL STUD @ 16" O.C. 5/8" TYPEX GMB

**I4** 1 HOUR FIRE RATED WALL, 2 1/2" 20 GA STUDS @ 16" O.C. W/ 3" MINERAL WOOL SOUND ATTENUATION BLANKET, 2 LAYERS 1/2" TYPE C GMB ONE SIDE, 1 LAYER 1/2" TYPE C GMB OTHER SIDE. AT BATHROOM LOCATION PROVIDE MOLD RESISTANT BOARD. AT TUB SURROUND PROVIDE CEMENT BOARD EQUAL TO MONDERBOARD. STC RATING 50/54 GA FILE # WP 1023

**E4** 8" CMU, 1 1/2" METAL STUD @ 16" O.C. 5/8" TYPEX GMB

**I4** 1 HOUR FIRE RATED WALL, 2 1/2" 20 GA STUDS @ 16" O.C. W/ 3" MINERAL WOOL SOUND ATTENUATION BLANKET, 2 LAYERS 1/2" TYPE C GMB ONE SIDE, 1 LAYER 1/2" TYPE C GMB OTHER SIDE. AT BATHROOM LOCATION PROVIDE MOLD RESISTANT BOARD. AT TUB SURROUND PROVIDE CEMENT BOARD EQUAL TO MONDERBOARD. STC RATING 50/54 GA FILE # WP 1023

**CMH** ALUMINUM CURTAIN WALL SYSTEM EQUAL TO 1602 WALL SYSTEM AS MANUFACTURED BY KAWNEER (OR EQUAL AS APPROVED BY ARCHITECT).

INTERIOR WALL SYSTEM 2" RIGID INSULATION (R5 PER INCH) OVER TYVEK BUILDING WRAP OVER 5/8" DENSESHIELD SHEATHING, 3 1/2" 16 GAUGE STUDS @ 16" WITH R5 KRAFT FACED BATT INSULATION, 5/8" TYPEX GMB TAPED AND 3 COATS SPACKLE. FINISH PER FINISH SCHEDULE

No.	Description	Date

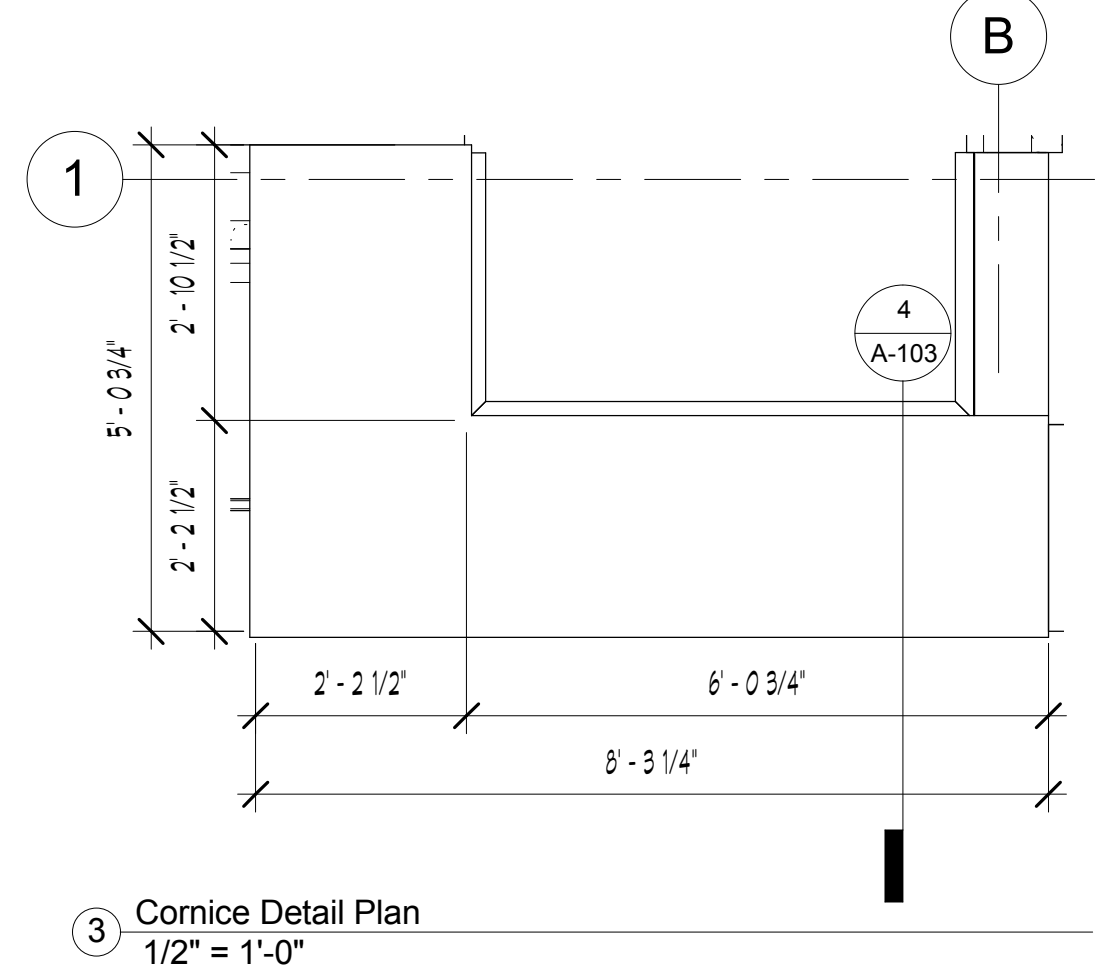
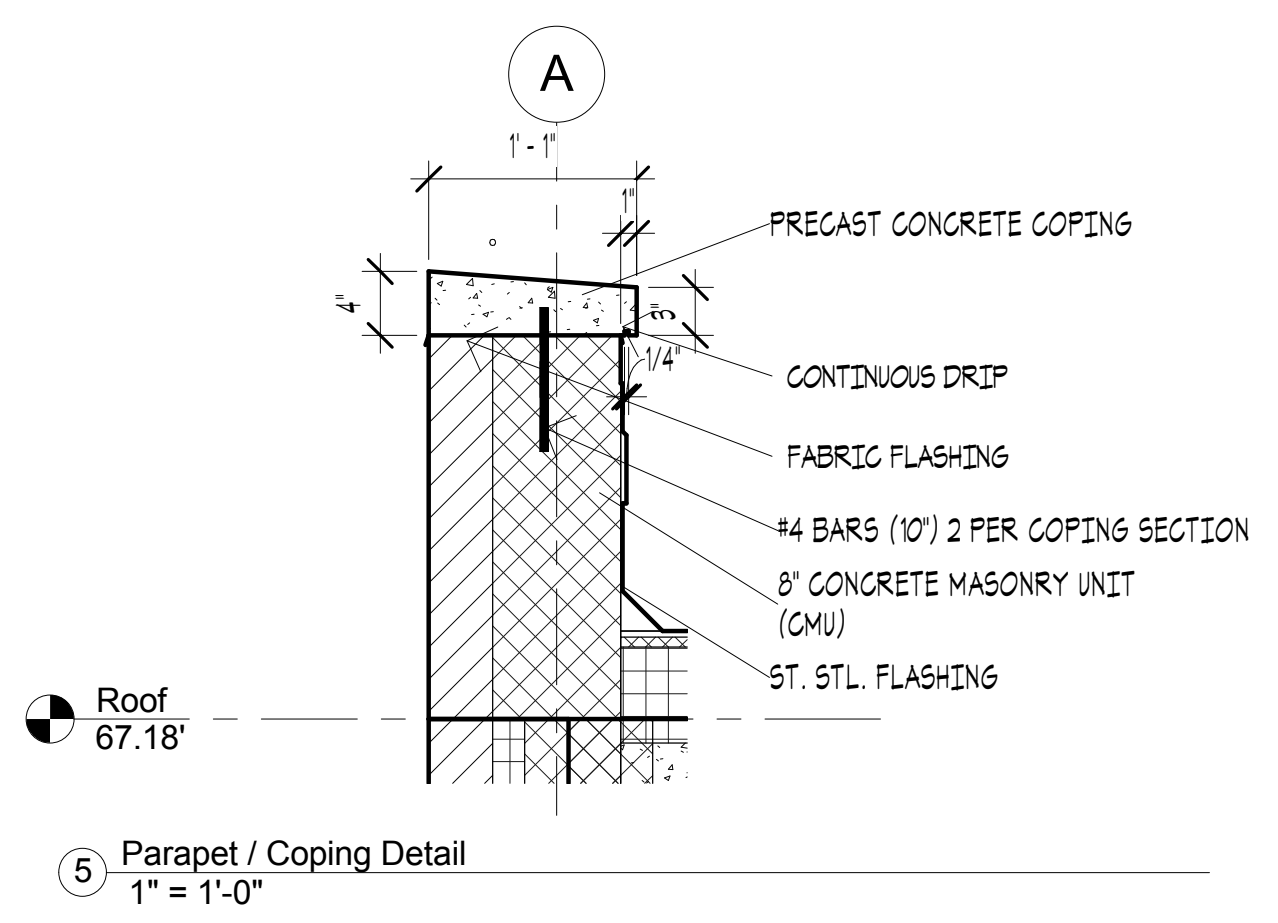
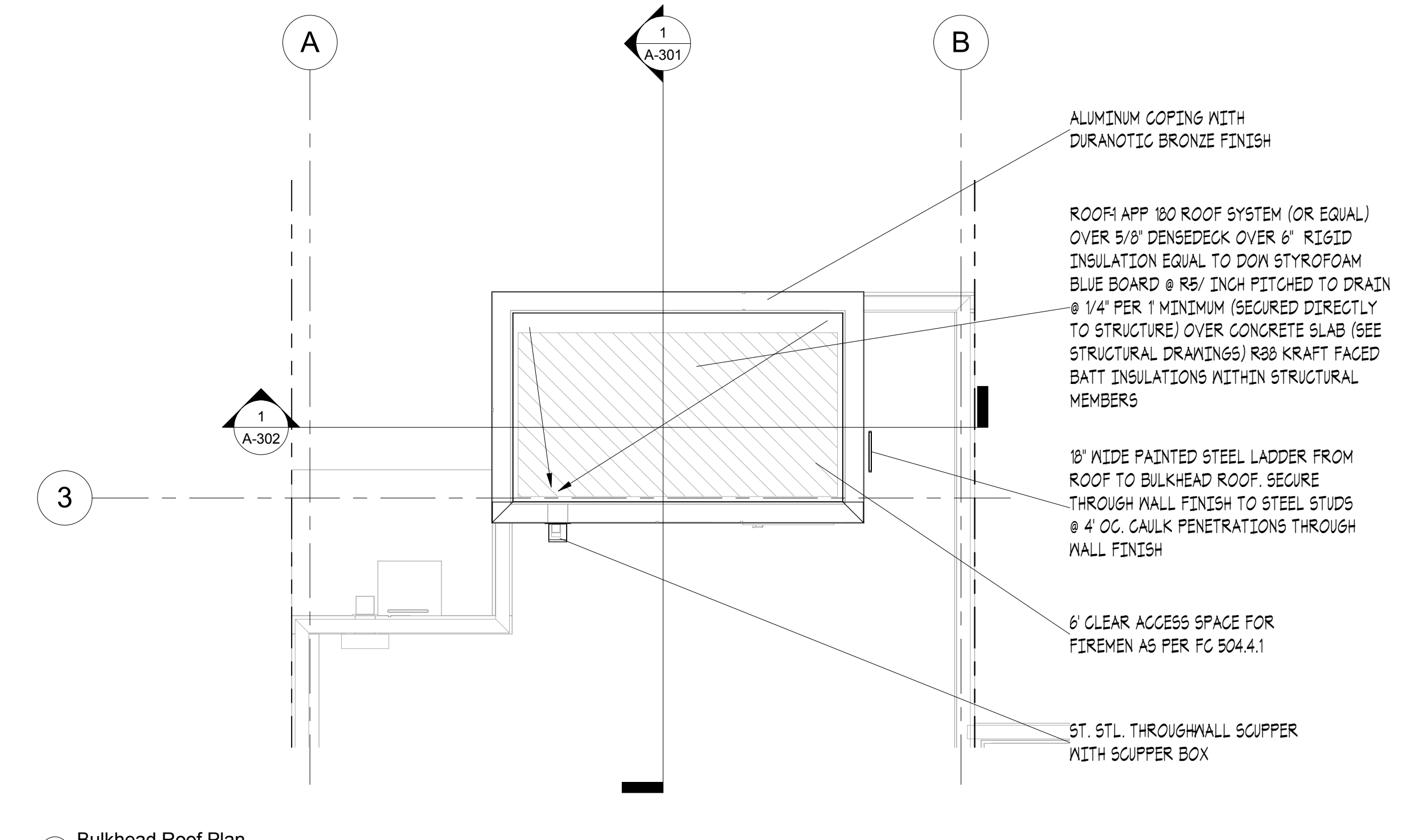
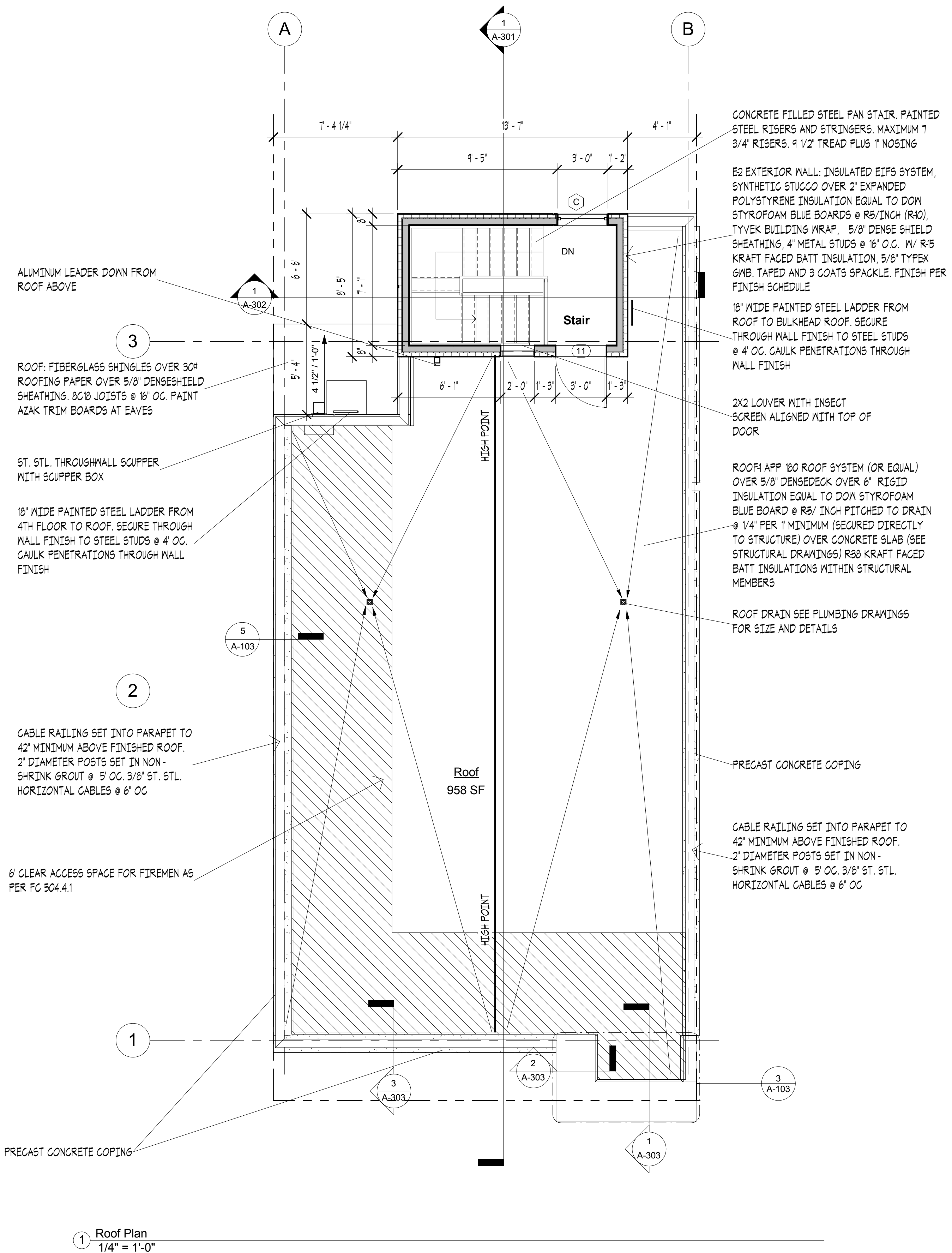
Reuben Gross Associates, Architects, PA  
1205 W. Laurelton Pkwy.  
Teaneck, NJ 07666  
tel. 201-833-4446 fax. 201-833-0484  
rglect@optonline.net www.rglect.net

LIBERTY AVENUE  
735 LIBERTY AVE  
BROOKLYN, NY

Typical Floor (2-3),  
4th Floor Plans

Project number 96016  
Date Dec 28, 2016  
Scale 1/4" = 1'-0"

A-102.00



No.	Description	Date

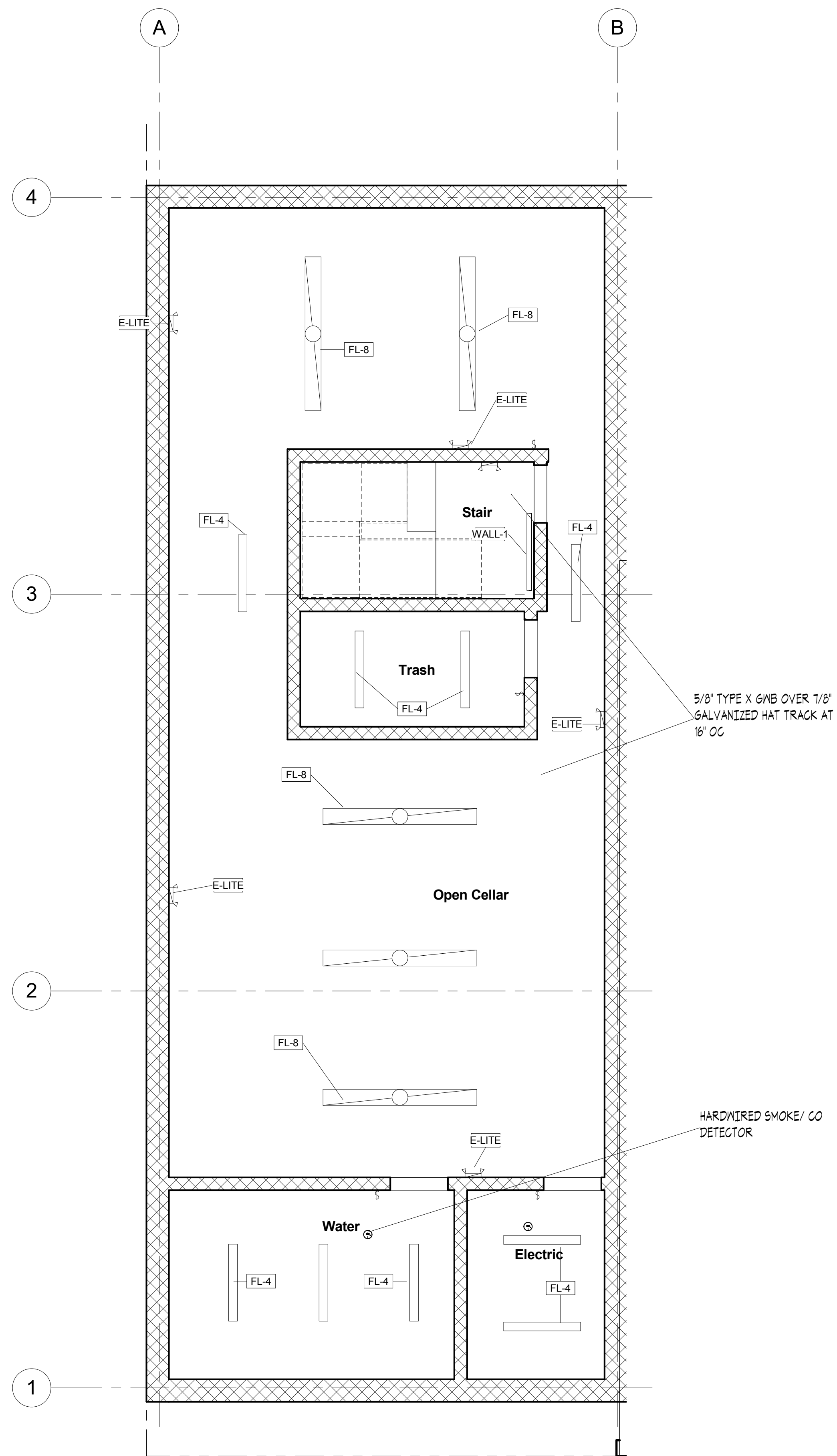
**Reuben Gross Associates, Architects, PA**  
 1205 W. Laurelton Pkwy.  
 Teaneck, NJ 07666  
 Tel. 201-833-4446 Fax. 201-833-0484  
 rglect@optonline.net www.rglect.net

**LIBERTY AVENUE**  
 735 LIBERTY AVE  
 BROOKLYN, NY

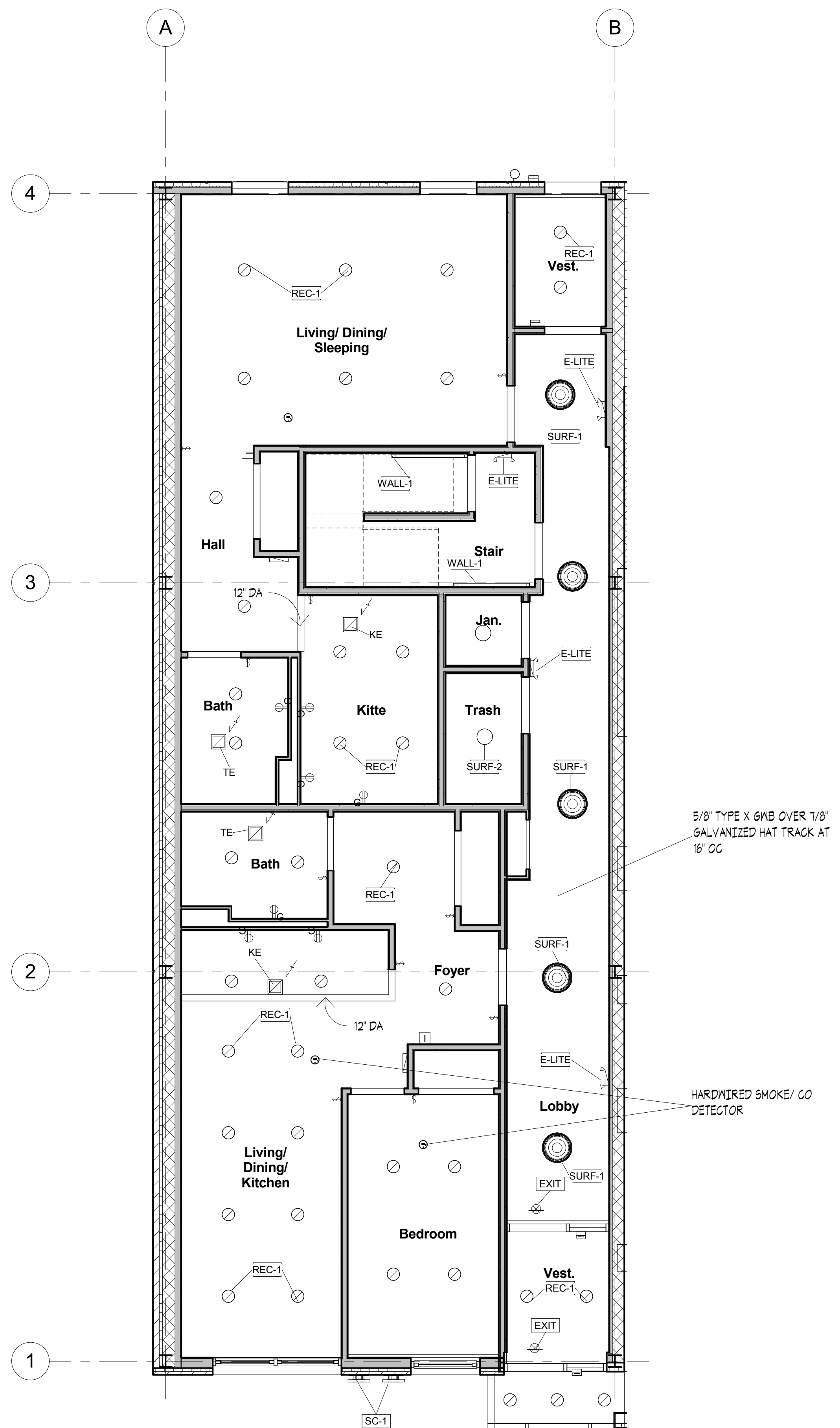
**Roof, Bulkhead Roof Plans**  
 Project number 96016  
 Date Dec 28, 2016  
 Scale As indicated

**A-103.00**

REGISTERED ARCHITECT  
 REUBEN DOY GROSS  
 19842  
 STATE OF NEW YORK



1 Reflected Ceiling Plan Cellar  
1/4" = 1'-0"



2 Reflected Ceiling Plan 1st Floor  
1/4" = 1'-0"

No.	Description	Date

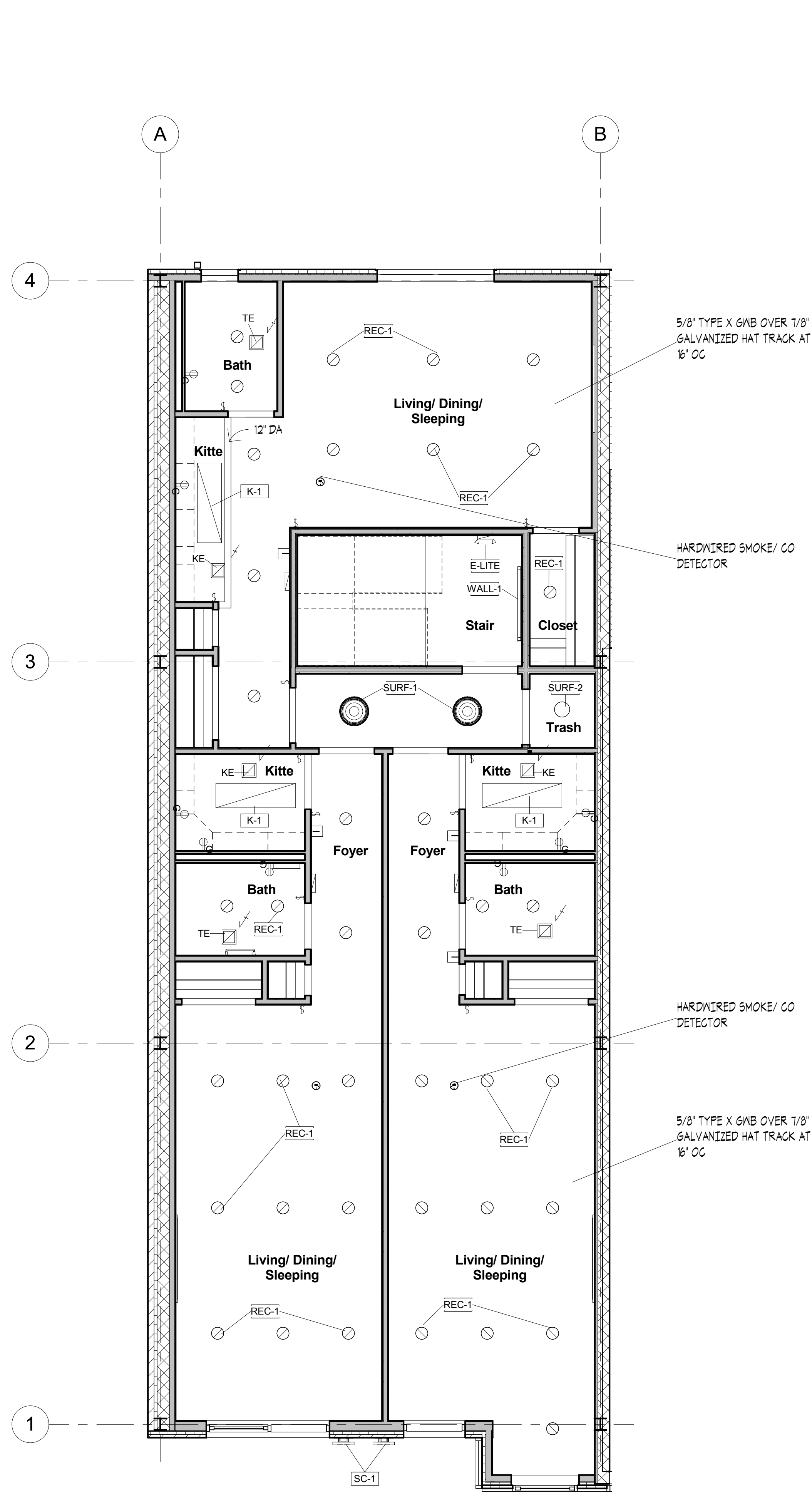
**Reuben Gross Associates,**  
 Architects, PA  
 1205 W. Laurelton Pkwy.  
 Teaneck, NJ 07666  
 Tel. 201-833-4446 Fax. 201-833-0484  
 rglect@optonline.net www.rglect.net  
**LIBERTY AVENUE**  
 735 LIBERTY AVE  
 BROOKLYN, NY

**Ceiling Plans**  
**Cellar, 1st Floor**  
 Project number 96016  
 Date Dec 28, 2016  
 Scale 1/4" = 1'-0"

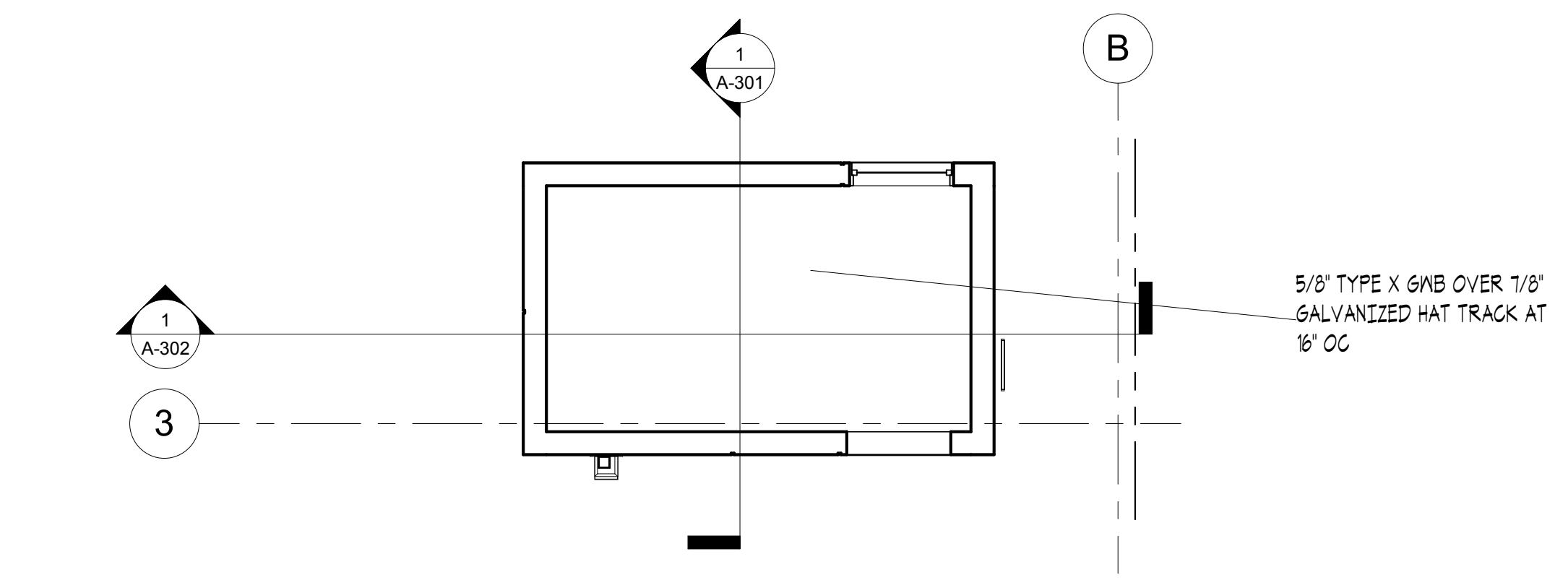
**A-104.00**

12/28/2016 4:56:44 PM

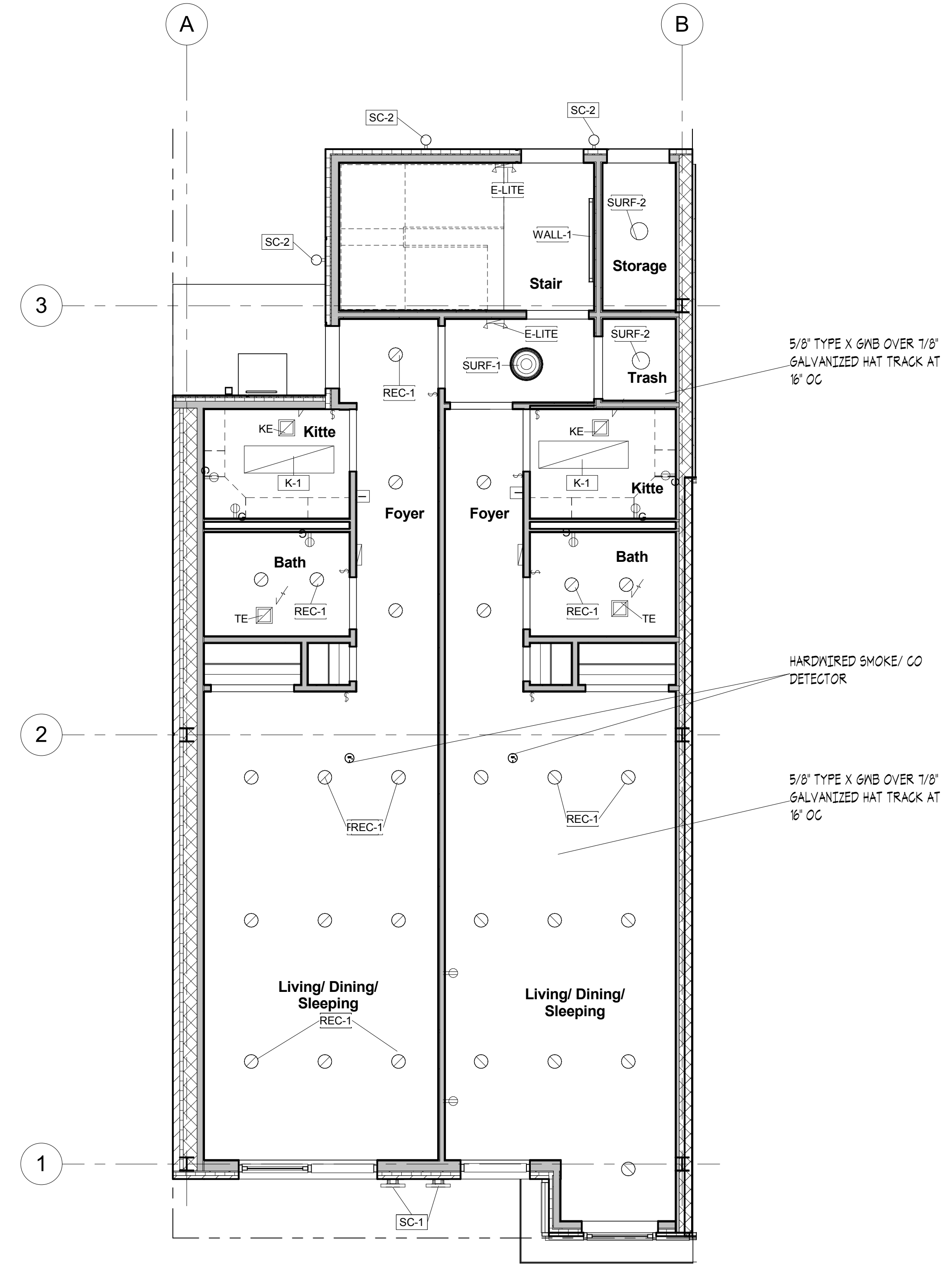
NYC Building Department approval stamp



1 Reflected Ceiling Plan Typical Floor (2-3)  
1/4" = 1'-0"



3 Reflected Ceiling Plan Stair Bulkhead  
1/4" = 1'-0"



2 Reflected Ceiling Plan 4th Floor  
1/4" = 1'-0"

No.	Description	Date

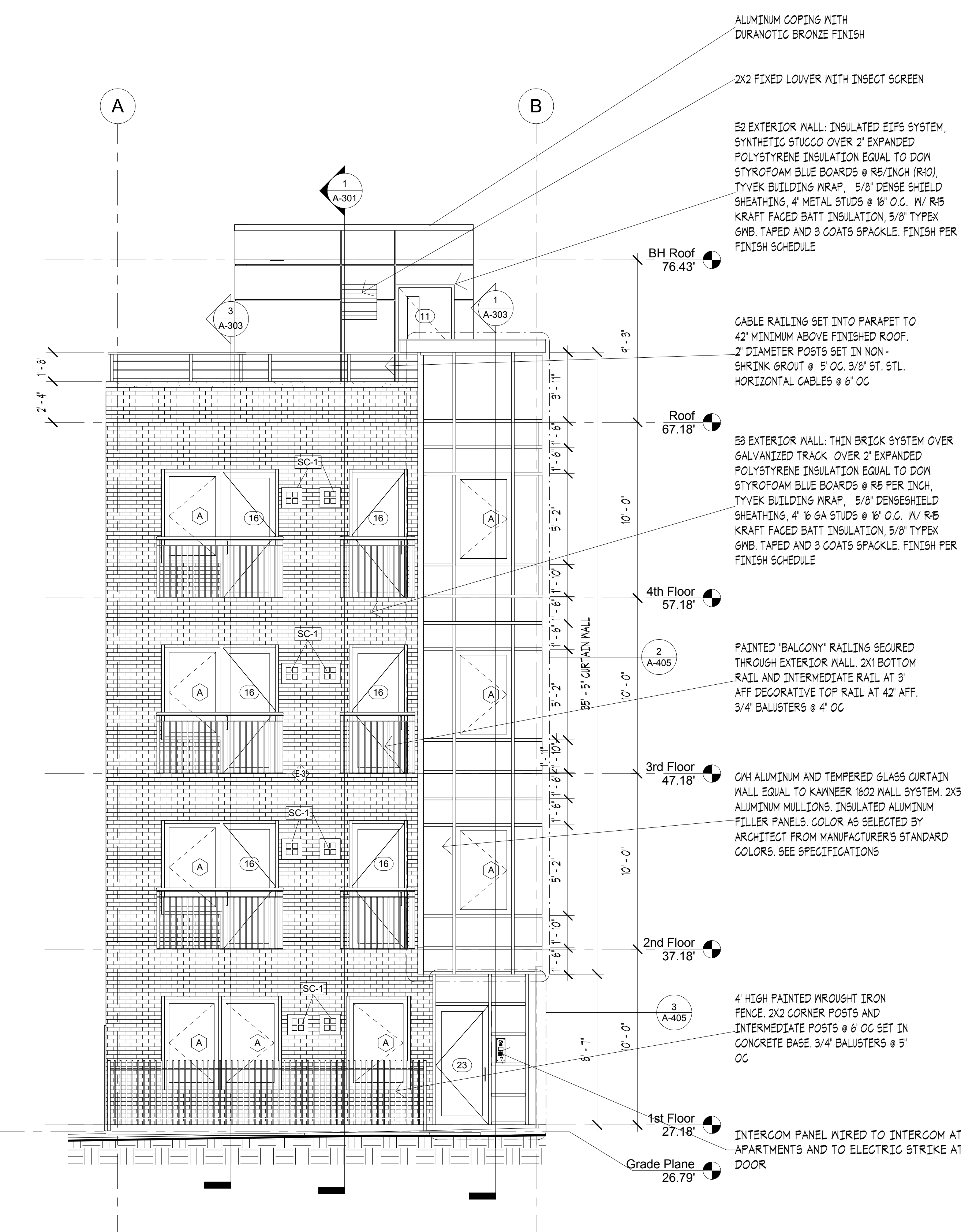
**Reuben Gross Associates, Architects, PA**  
 1205 W. Laurelton Pkwy.  
 Teaneck, NJ 07666  
 Tel. 201-833-4446 Fax. 201-833-0484  
 rglect@optonline.net www.rglect.net

**LIBERTY AVENUE**  
 735 LIBERTY AVE  
 BROOKLYN, NY

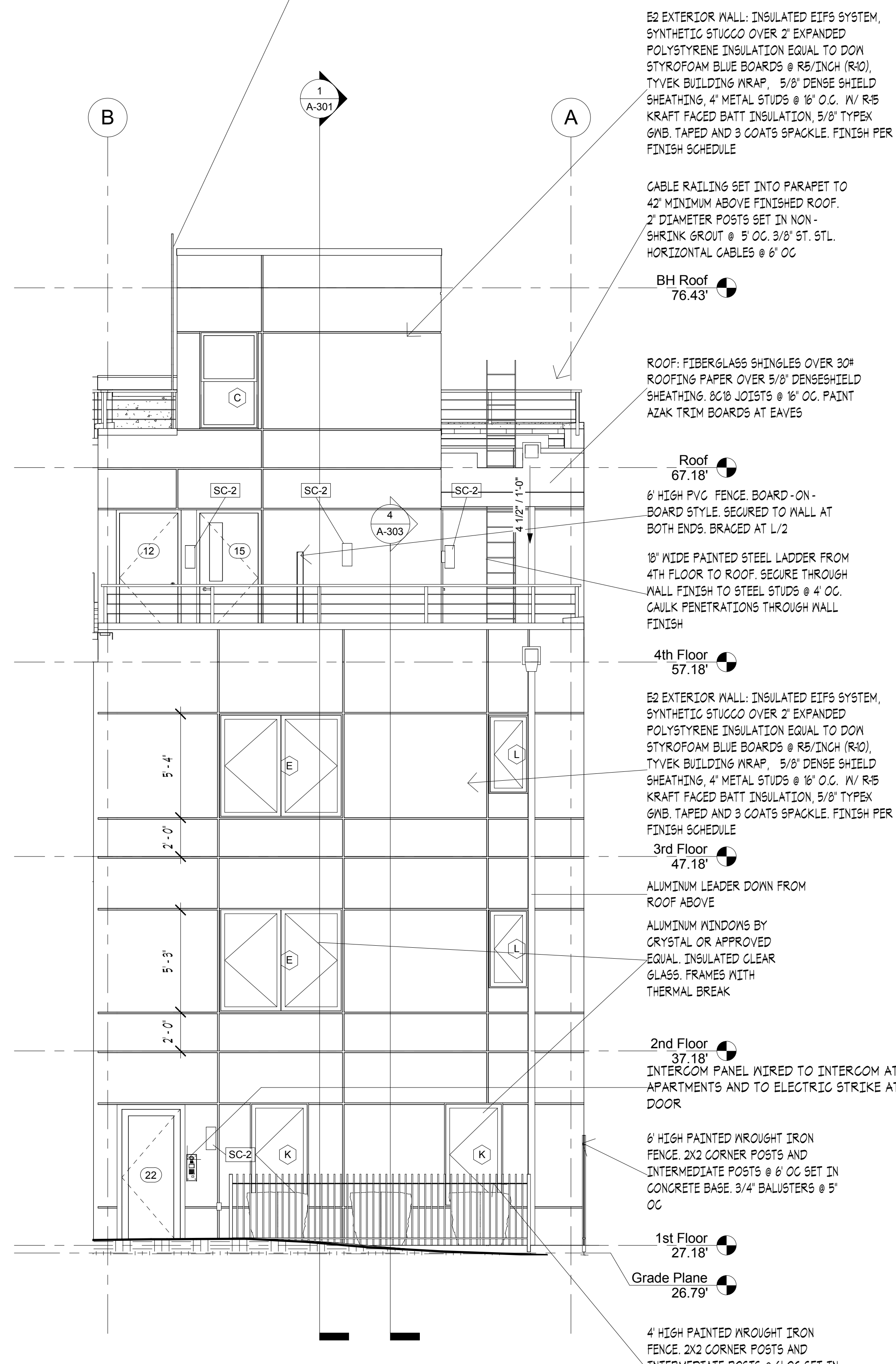
**Ceiling Plans 2-4, Roof**  
 Project number 96016  
 Date Dec 28, 2016  
 Scale 1/4" = 1'-0"

**A-105.00**

12/28/2016 4:56:45 PM



1 Front Elevation  
1/4" = 1'-0"



2 Rear Elevation  
1/4" = 1'-0"

No.	Description	Date

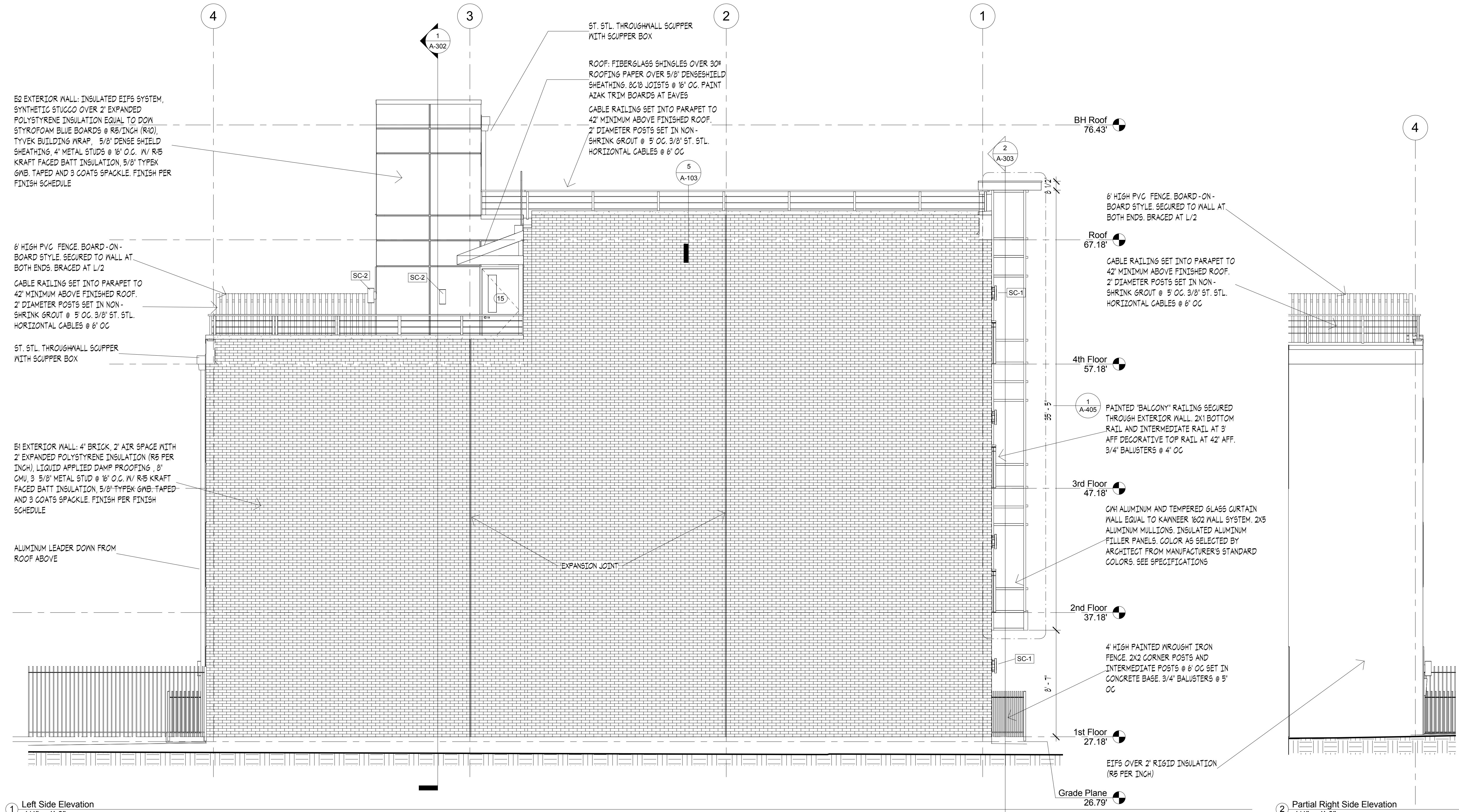
**Reuben Gross Associates, Architects, PA**  
 1205 W. Laurelton Pkwy.  
 Teaneck, NJ 07666  
 tel. 201-833-4446 fax. 201-833-0484  
 rglect@optonline.net www.rglect.net

**LIBERTY AVENUE**  
 735 LIBERTY AVE  
 BROOKLYN, NY

**Elevations, Front & Rear**

Project number 96016  
 Date Dec 28, 2016  
 Scale 1/4" = 1'-0"

A-201.00



1 Left Side Elevation  
1/4" = 1'-0"

2 Partial Right Side Elevation  
1/4" = 1'-0"

No.	Description	Date

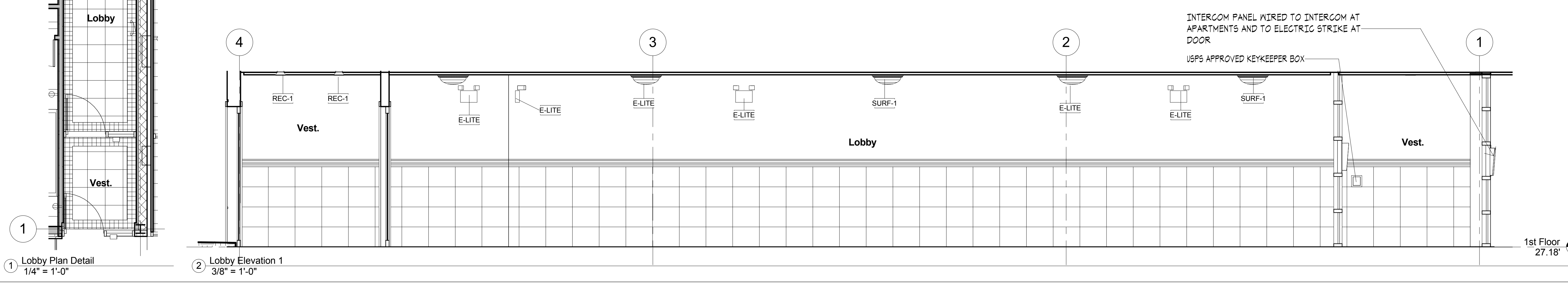
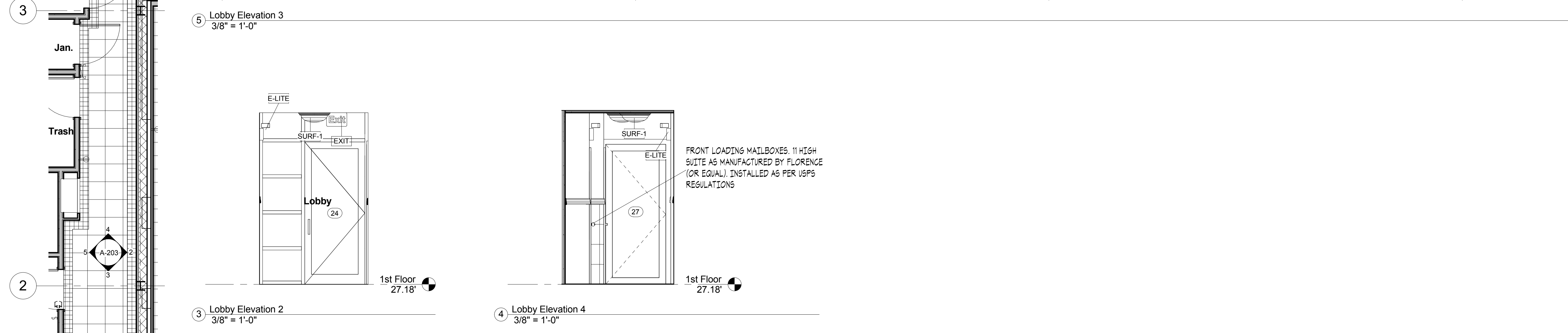
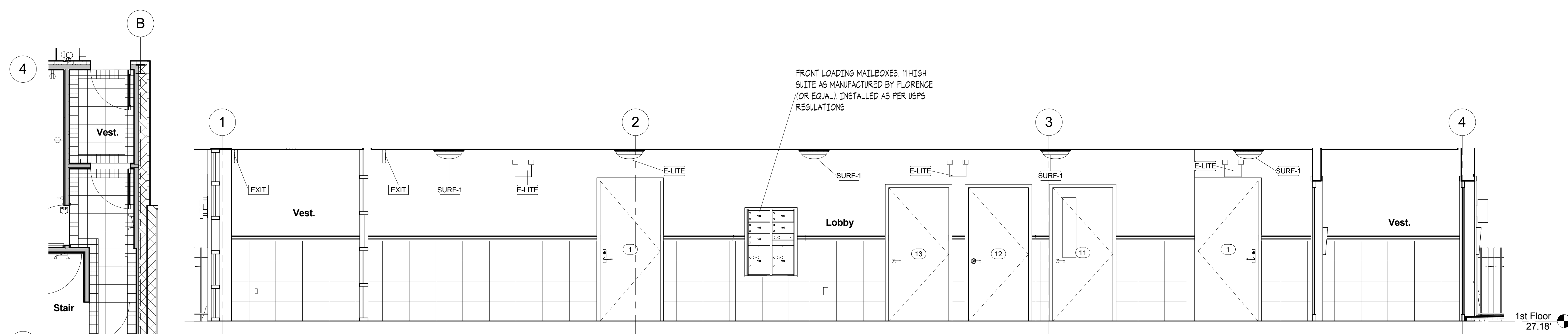
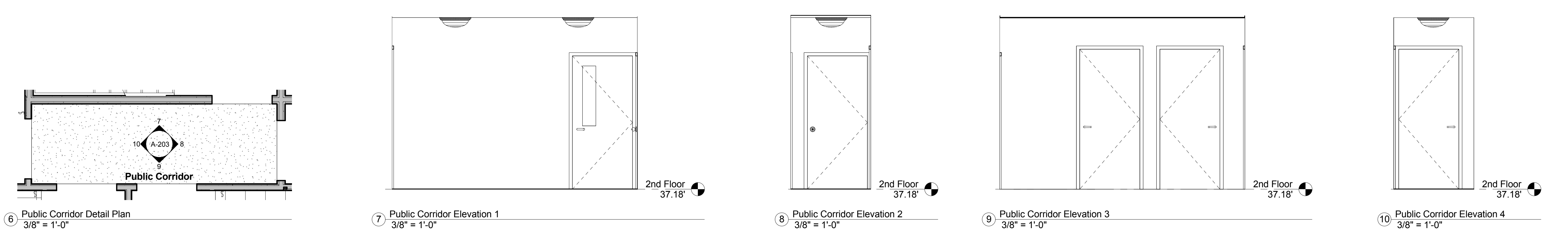
**Reuben Gross Associates, Architects, PA**  
 1205 W. Laurelton Pkwy.  
 Teaneck, NJ 07666  
 Tel. 201-833-4446 Fax. 201-833-0484  
 rglect@optonline.net www.rglect.net

**LIBERTY AVENUE**  
 735 LIBERTY AVE  
 BROOKLYN, NY

Side Elevations

Project number 96016  
 Date Dec 28, 2016  
 Scale 1/4" = 1'-0"

A-202.00



No.	Description	Date

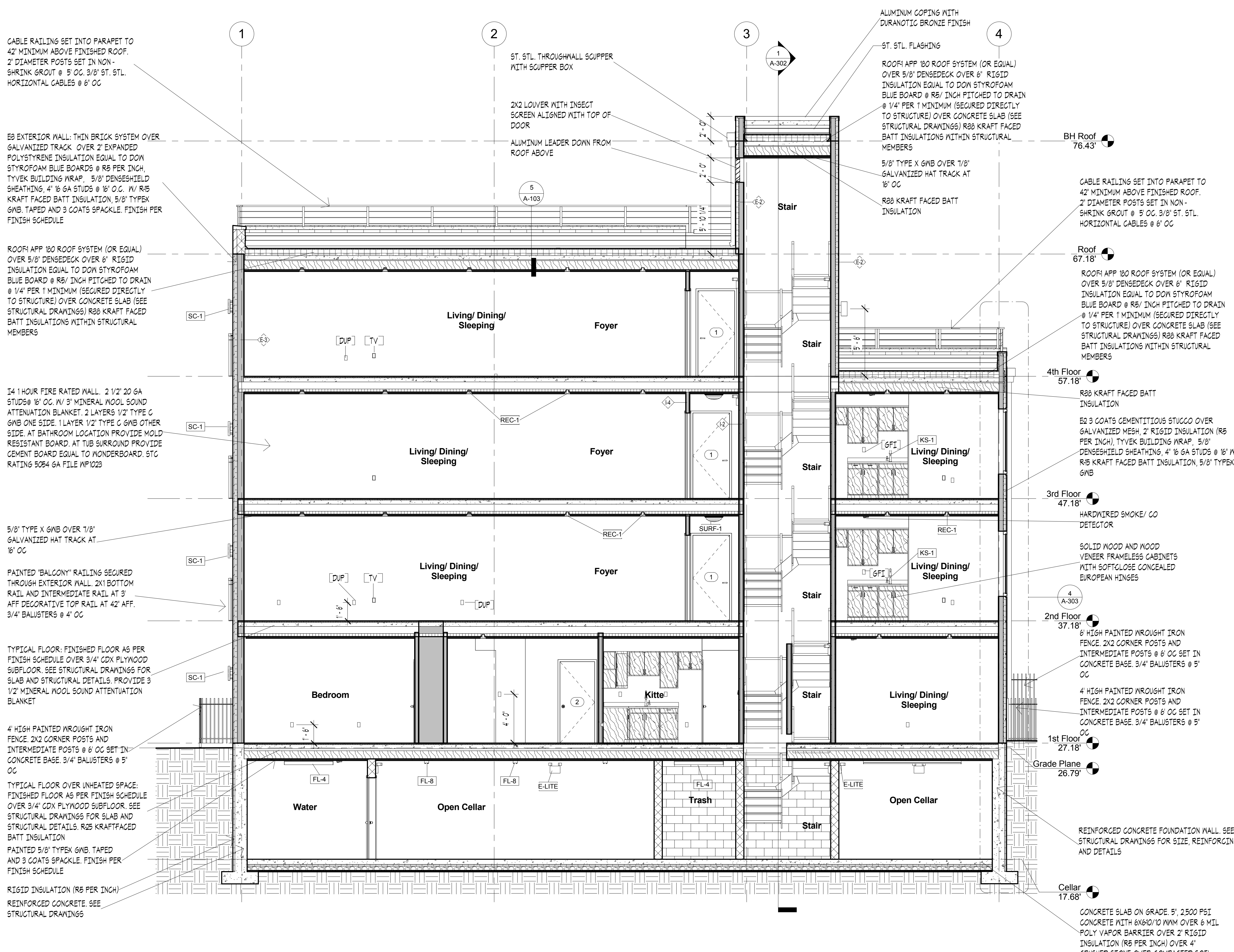
**Reuben Gross Associates, Architects, PA**  
1205 W. Laurelton Pkwy.  
Teaneck, NJ 07666  
tel. 201-833-4446 fax. 201-833-0484  
rglect@optonline.net www.rglect.net

**LIBERTY AVENUE**  
735 LIBERTY AVE  
BROOKLYN, NY

**Lobby / Corridor Details**

Project number 96016  
Date Dec 28, 2016  
Scale As indicated

**A-203.00**



CABLE RAILING SET INTO PARAPET TO 42" MINIMUM ABOVE FINISHED ROOF. 2" DIAMETER POSTS SET IN NON-SHRINK GROUT @ 5' OC. 3/8" ST. STL. HORIZONTAL CABLES @ 6' OC

EX EXTERIOR WALL: THIN BRICK SYSTEM OVER GALVANIZED TRACK OVER 2" EXPANDED POLYSTYRENE INSULATION EQUAL TO DOWN STYROFOAM BLUE BOARDS @ R5 PER INCH, TYVEK BUILDING WRAP, 5/8" DENSESHIELD SHEATHING, 4" 16 GA STUDS @ 16" O.C. W/ R15 KRAFT FACED BATT INSULATION, 5/8" TYPEX GMB, TAPED AND 3 COATS SPACKLE. FINISH PER FINISH SCHEDULE

ROOF APP 180 ROOF SYSTEM (OR EQUAL) OVER 5/8" DENSEDECK OVER 6" RIGID INSULATION EQUAL TO DOWN STYROFOAM BLUE BOARD @ R5/ INCH PITCHED TO DRAIN @ 1/4" PER 1' MINIMUM (SECURED DIRECTLY TO STRUCTURE) OVER CONCRETE SLAB (SEE STRUCTURAL DRAWINGS) R88 KRAFT FACED BATT INSULATIONS WITHIN STRUCTURAL MEMBERS

14 HOUR FIRE RATED WALL. 2 1/2" 20 GA STUDS @ 16" OC. W/ 3" MINERAL WOOL SOUND ATTENUATION BLANKET. 2 LAYERS 1/2" TYPE C GMB ONE SIDE, 1 LAYER 1/2" TYPE C GMB OTHER SIDE. AT BATHROOM LOCATION PROVIDE MOLD RESISTANT BOARD. AT TUB SURROUND PROVIDE CEMENT BOARD EQUAL TO MONDERBOARD, STC RATING 5054 GA FILE WP1023

5/8" TYPE X GMB OVER 1/8" GALVANIZED HAT TRACK AT 16" OC

PAINTED "BALCONY" RAILING SECURED THROUGH EXTERIOR WALL. 2X1 BOTTOM RAIL AND INTERMEDIATE RAIL AT 3' AFF. DECORATIVE TOP RAIL AT 42" AFF. 3/4" BALUSTERS @ 4' OC

TYPICAL FLOOR: FINISHED FLOOR AS PER FINISH SCHEDULE OVER 3/4" CDX PLYWOOD SUBFLOOR. SEE STRUCTURAL DRAWINGS FOR SLAB AND STRUCTURAL DETAILS. PROVIDE 3 1/2" MINERAL WOOL SOUND ATTENUATION BLANKET

4' HIGH PAINTED WROUGHT IRON FENCE. 2X2 CORNER POSTS AND INTERMEDIATE POSTS @ 6' OC SET IN CONCRETE BASE. 3/4" BALUSTERS @ 5' OC

TYPICAL FLOOR OVER UNHEATED SPACE: FINISHED FLOOR AS PER FINISH SCHEDULE OVER 3/4" CDX PLYWOOD SUBFLOOR. SEE STRUCTURAL DRAWINGS FOR SLAB AND STRUCTURAL DETAILS. R25 KRAFT FACED BATT INSULATION PAINTED 5/8" TYPEX GMB, TAPED AND 3 COATS SPACKLE. FINISH PER FINISH SCHEDULE

RIGID INSULATION (R5 PER INCH) REINFORCED CONCRETE. SEE STRUCTURAL DRAWINGS

ST. STL. THROUGHWALL SCUPPER WITH SCUPPER BOX

2X2 LOUVER WITH INSECT SCREEN ALIGNED WITH TOP OF DOOR

ALUMINUM LEADER DOWN FROM ROOF ABOVE

ALUMINUM COPING WITH DURANOTIC BRONZE FINISH

ST. STL. FLASHING

ROOF APP 180 ROOF SYSTEM (OR EQUAL) OVER 5/8" DENSEDECK OVER 6" RIGID INSULATION EQUAL TO DOWN STYROFOAM BLUE BOARD @ R5/ INCH PITCHED TO DRAIN @ 1/4" PER 1' MINIMUM (SECURED DIRECTLY TO STRUCTURE) OVER CONCRETE SLAB (SEE STRUCTURAL DRAWINGS) R88 KRAFT FACED BATT INSULATIONS WITHIN STRUCTURAL MEMBERS

5/8" TYPE X GMB OVER 1/8" GALVANIZED HAT TRACK AT 16" OC

R88 KRAFT FACED BATT INSULATION

BH Roof 76.43'

Roof 67.18'

ROOF APP 180 ROOF SYSTEM (OR EQUAL) OVER 5/8" DENSEDECK OVER 6" RIGID INSULATION EQUAL TO DOWN STYROFOAM BLUE BOARD @ R5/ INCH PITCHED TO DRAIN @ 1/4" PER 1' MINIMUM (SECURED DIRECTLY TO STRUCTURE) OVER CONCRETE SLAB (SEE STRUCTURAL DRAWINGS) R88 KRAFT FACED BATT INSULATIONS WITHIN STRUCTURAL MEMBERS

4th Floor 57.18'

R88 KRAFT FACED BATT INSULATION

E2 3 COATS CEMENTITIOUS STUCCO OVER GALVANIZED MESH. 2" RIGID INSULATION (R5 PER INCH), TYVEK BUILDING WRAP, 5/8" DENSESHIELD SHEATHING, 4" 16 GA STUDS @ 16" W/ R15 KRAFT FACED BATT INSULATION, 5/8" TYPEX GMB

3rd Floor 47.18'

HARDWIRED SMOKE/ CO DETECTOR

SOLID WOOD AND WOOD VENEER FRAMELESS CABINETS WITH SOFTCLOSE CONCEALED EUROPEAN HINGES

2nd Floor 37.18'

6' HIGH PAINTED WROUGHT IRON FENCE. 2X2 CORNER POSTS AND INTERMEDIATE POSTS @ 6' OC SET IN CONCRETE BASE. 3/4" BALUSTERS @ 5' OC

1st Floor 27.18'

4' HIGH PAINTED WROUGHT IRON FENCE. 2X2 CORNER POSTS AND INTERMEDIATE POSTS @ 6' OC SET IN CONCRETE BASE. 3/4" BALUSTERS @ 5' OC

Grade Plane 26.79'

REINFORCED CONCRETE FOUNDATION WALL. SEE STRUCTURAL DRAWINGS FOR SIZE, REINFORCING AND DETAILS

Cellar 17.68'

CONCRETE SLAB ON GRADE. 5", 2500 PSI CONCRETE WITH 6X6@10 W/M OVER 6 MIL POLY VAPOR BARRIER OVER 2" RIGID INSULATION (R5 PER INCH) OVER 4" CRUSHED STONE OVER COMPACTED SOIL

No.	Description	Date

**Reuben Gross Associates, Architects, PA**  
 1205 W. Laurelton Pkwy.  
 Teaneck, NJ 07666  
 tel. 201-833-4446 fax. 201-833-0484  
 rglect@optonline.net www.rglect.net

**LIBERTY AVENUE**  
 735 LIBERTY AVE  
 BROOKLYN, NY

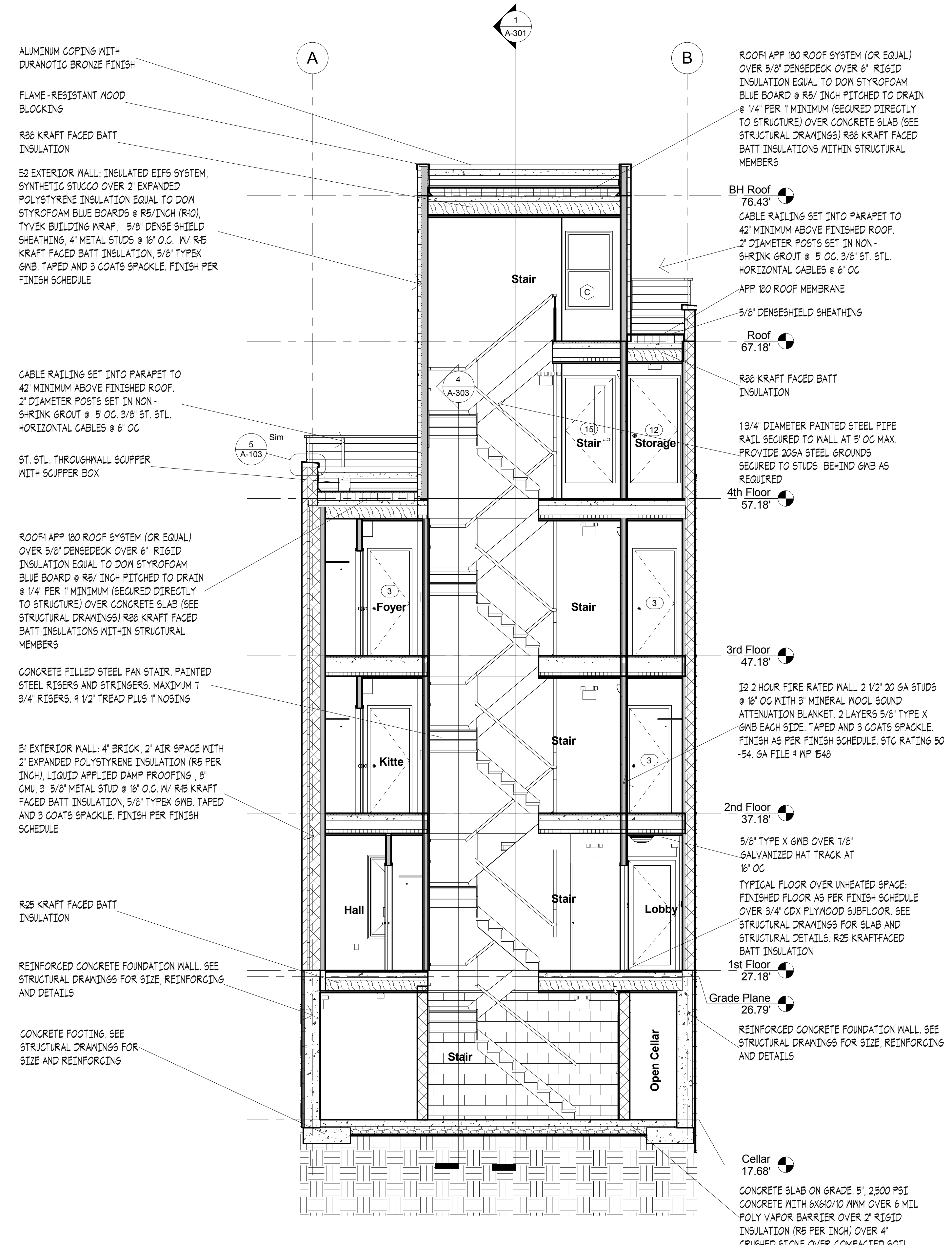
**Longitudinal Section**  
 Project number 96016  
 Date Dec 28, 2016  
 Scale 1/4" = 1'-0"

A-301.00



1 Longitudinal Section  
 1/4" = 1'-0"





No.	Description	Date

**Reuben Gross Associates, Architects, PA**  
 1205 W. Laurelton Pkwy.  
 Teaneck, NJ 07666  
 tel. 201-833-4446 fax. 201-833-0484  
 rglect@optonline.net www.rglect.net

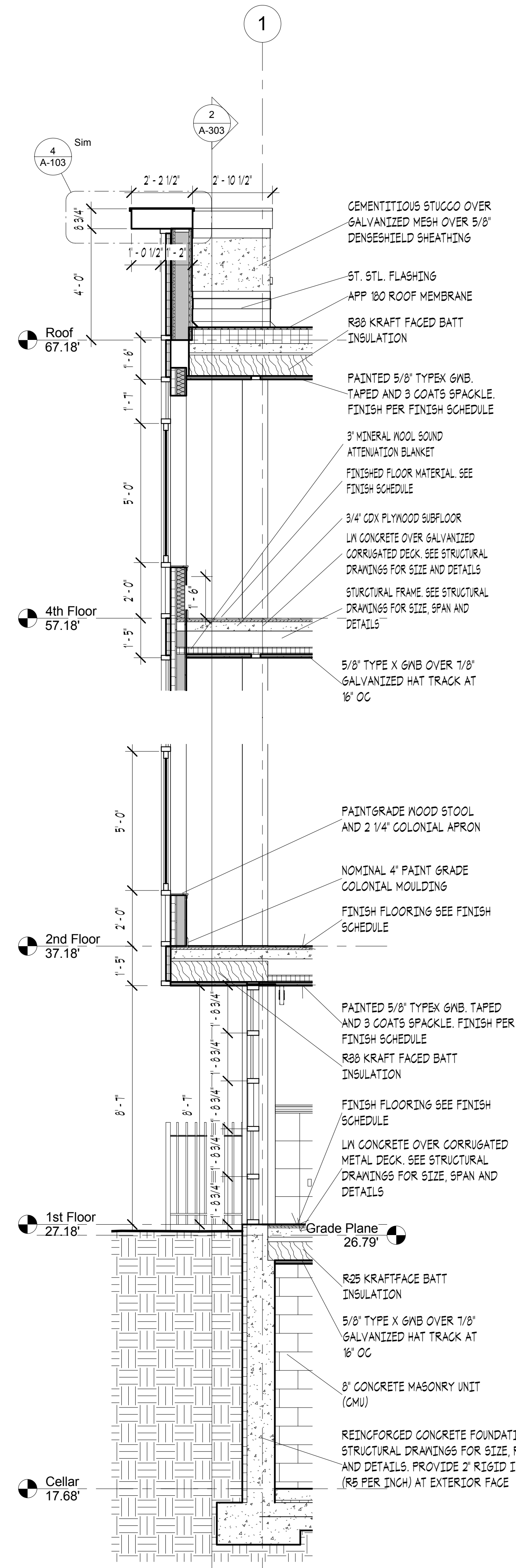
**LIBERTY AVENUE**  
 735 LIBERTY AVE  
 BROOKLYN, NY

**Cross Section**

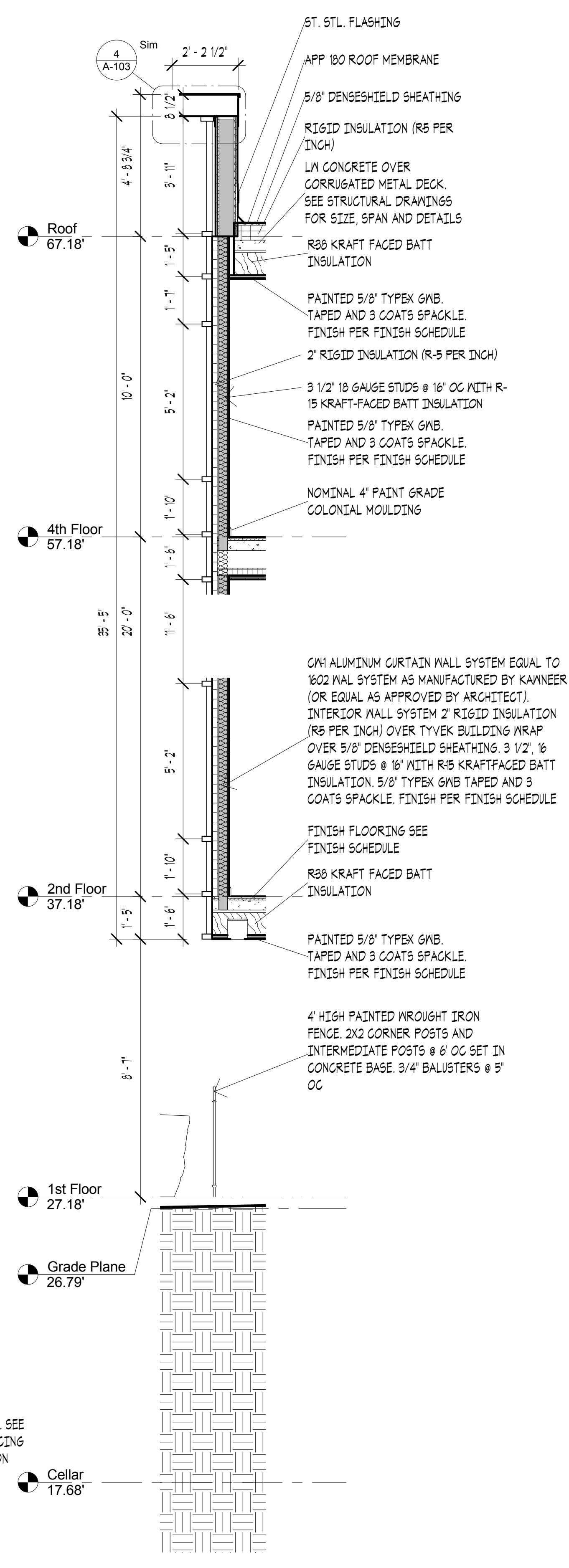
Project number 96016  
 Date Dec 28, 2016  
 Scale 1/4" = 1'-0"

**A-302.00**

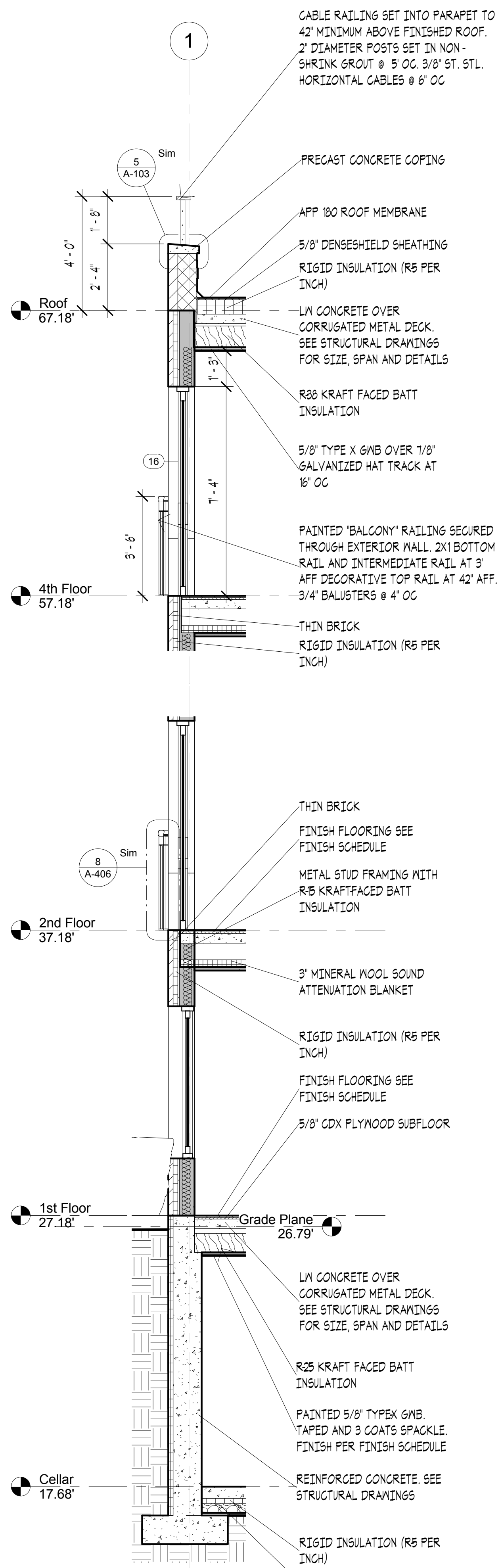
① Cross Section  
 1/4" = 1'-0"



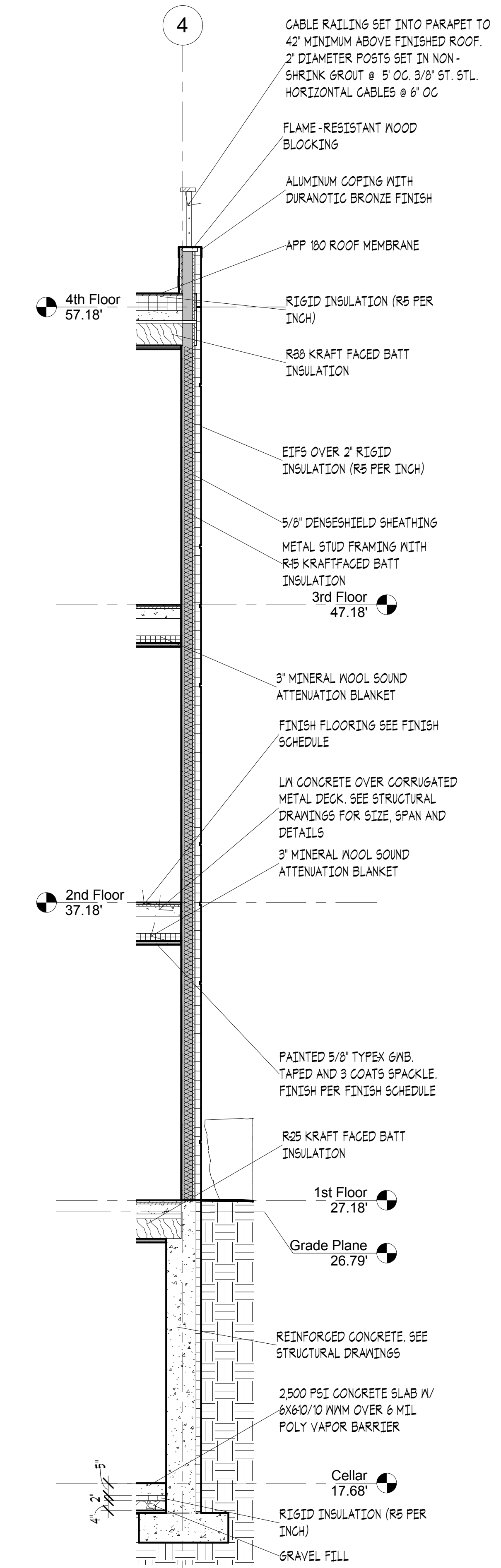
① Wall Section 1  
3/8" = 1'-0"



② Wall Section 2  
3/8" = 1'-0"



③ Wall Section 3  
3/8" = 1'-0"



④ Wall Section 4  
3/8" = 1'-0"

No.	Description	Date

Reuben Gross Associates,  
Architects, PA  
1205 W. Laurelton Pkwy.  
Teaneck, NJ 07666  
tel. 201-833-4446 fax. 201-833-0484  
rglect@optonline.net www.rglect.net

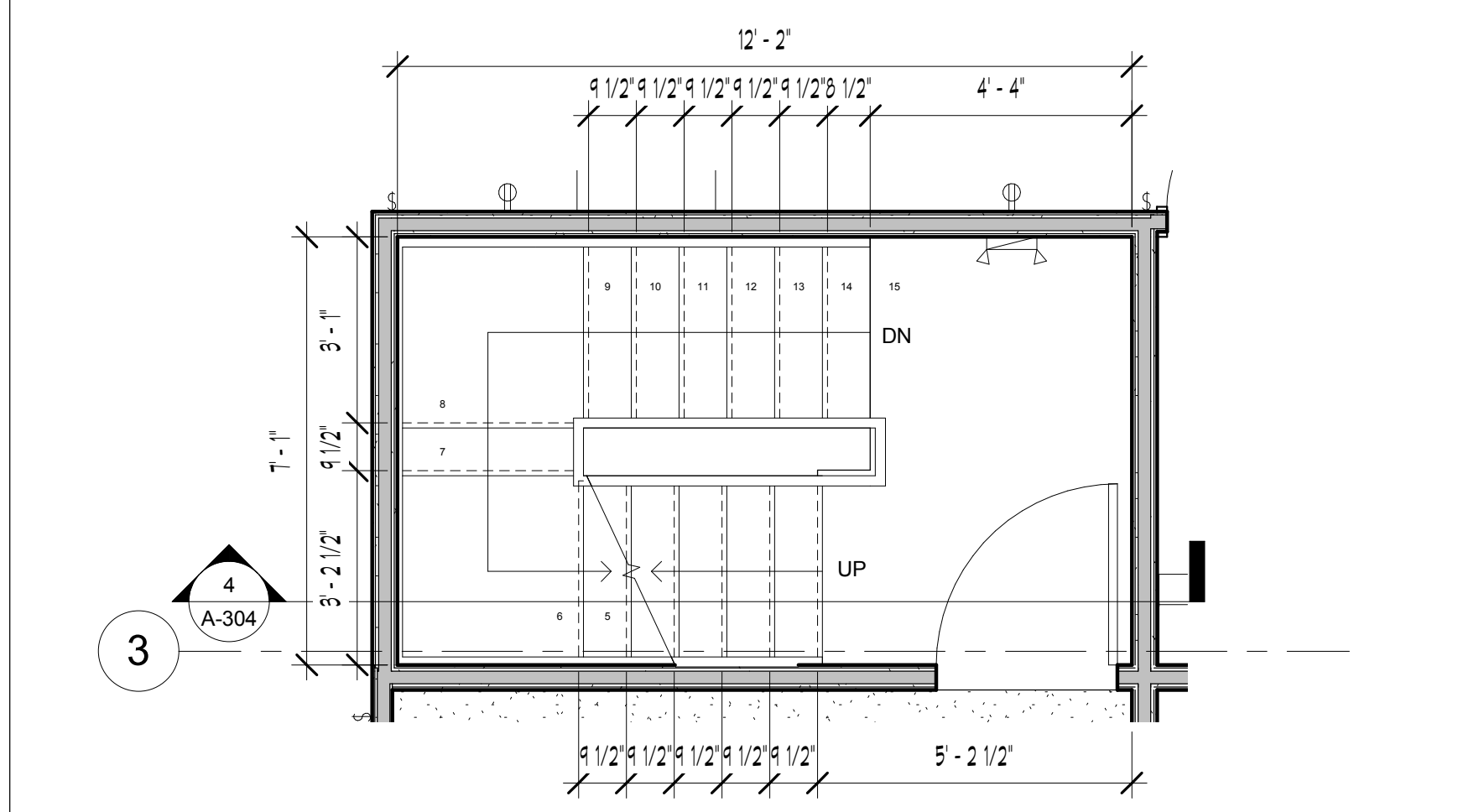
LIBERTY AVENUE  
735 LIBERTY AVE  
BROOKLYN, NY

Wall Sections

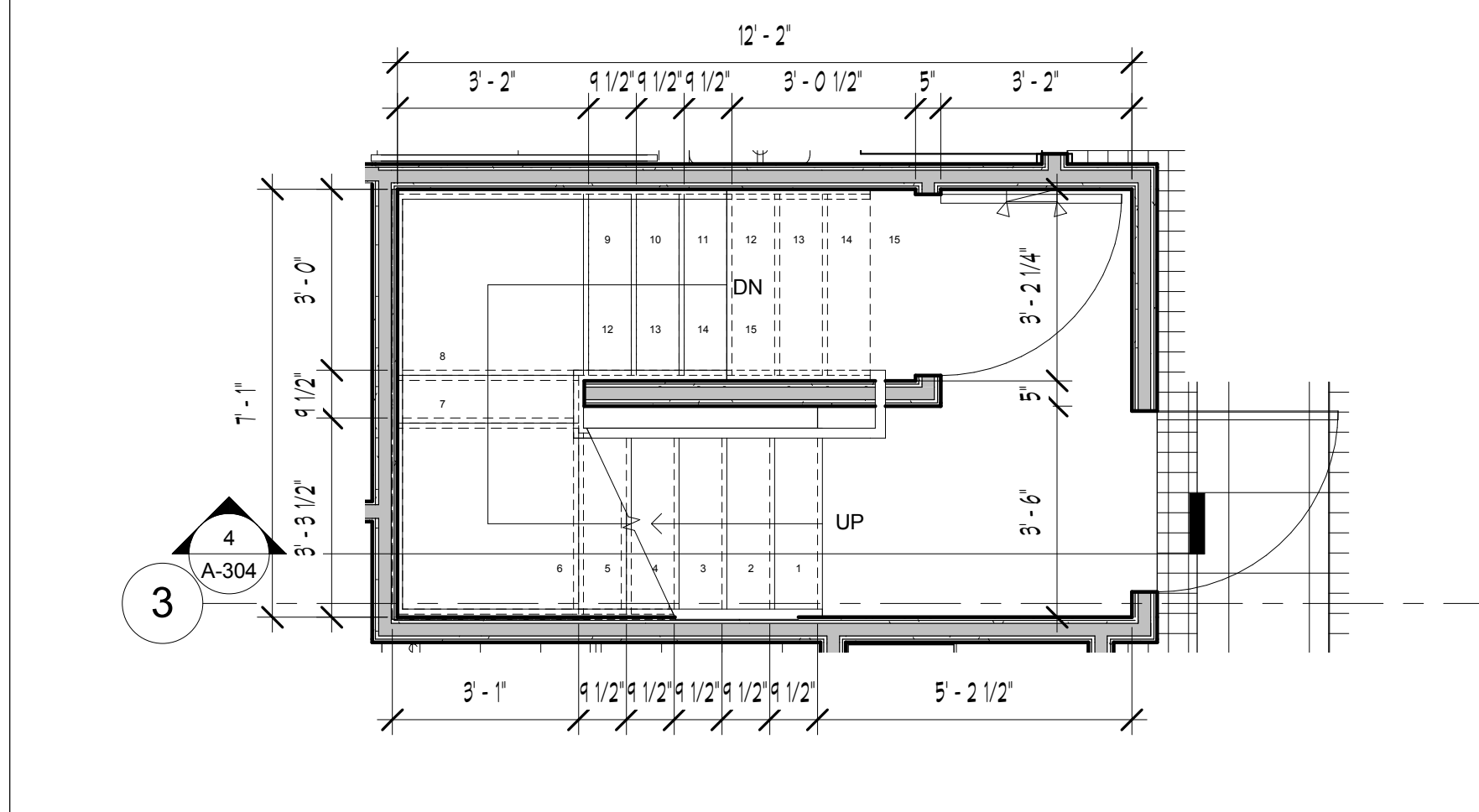
Project number 96016  
Date Dec 28, 2016  
Scale 3/8" = 1'-0"

A-303.00

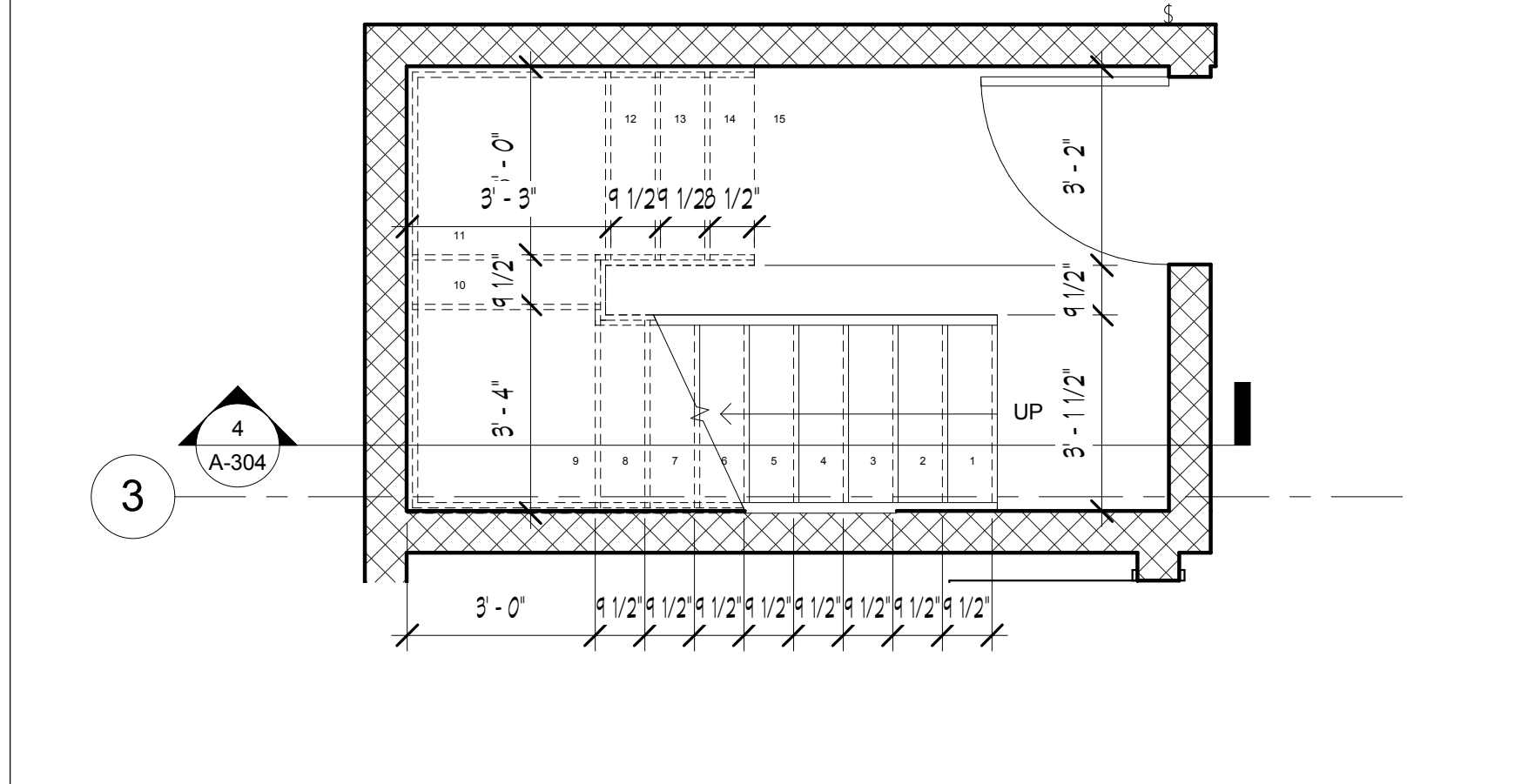




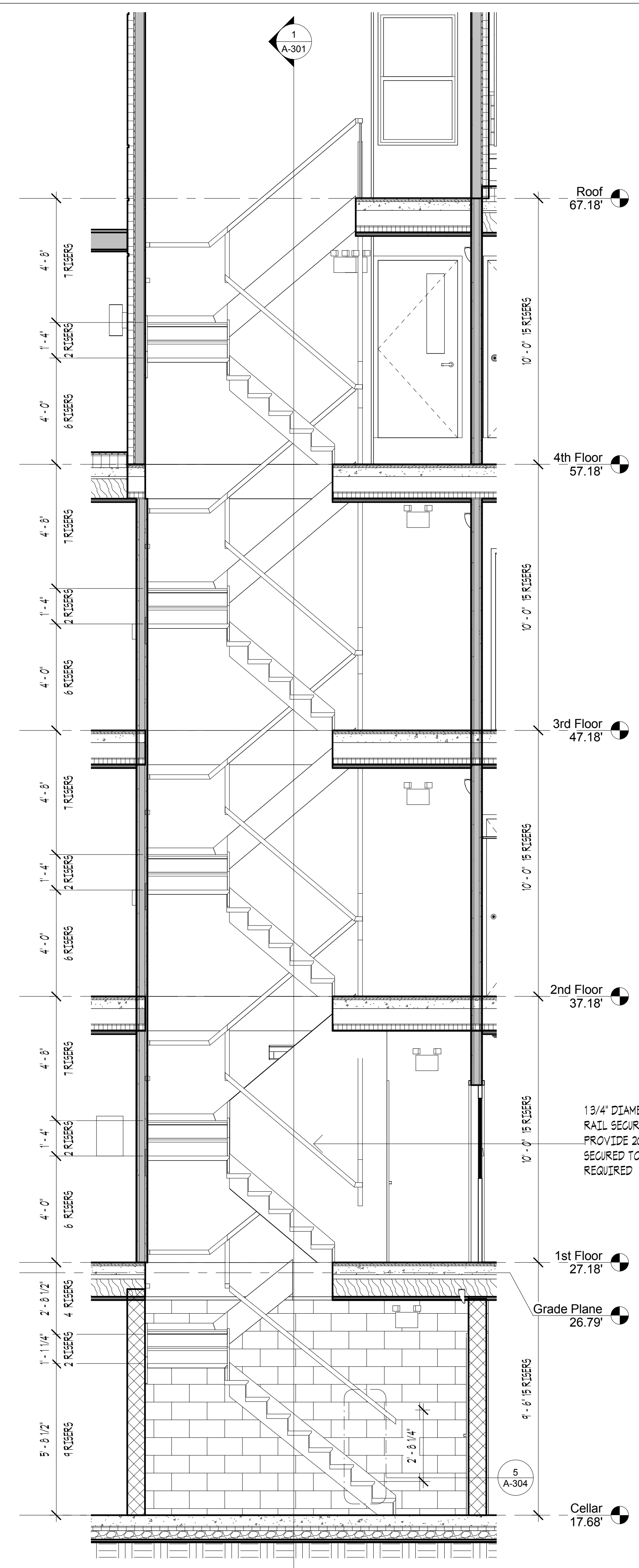
3 Stair Plan 735 Typical Floor  
3/8" = 1'-0"



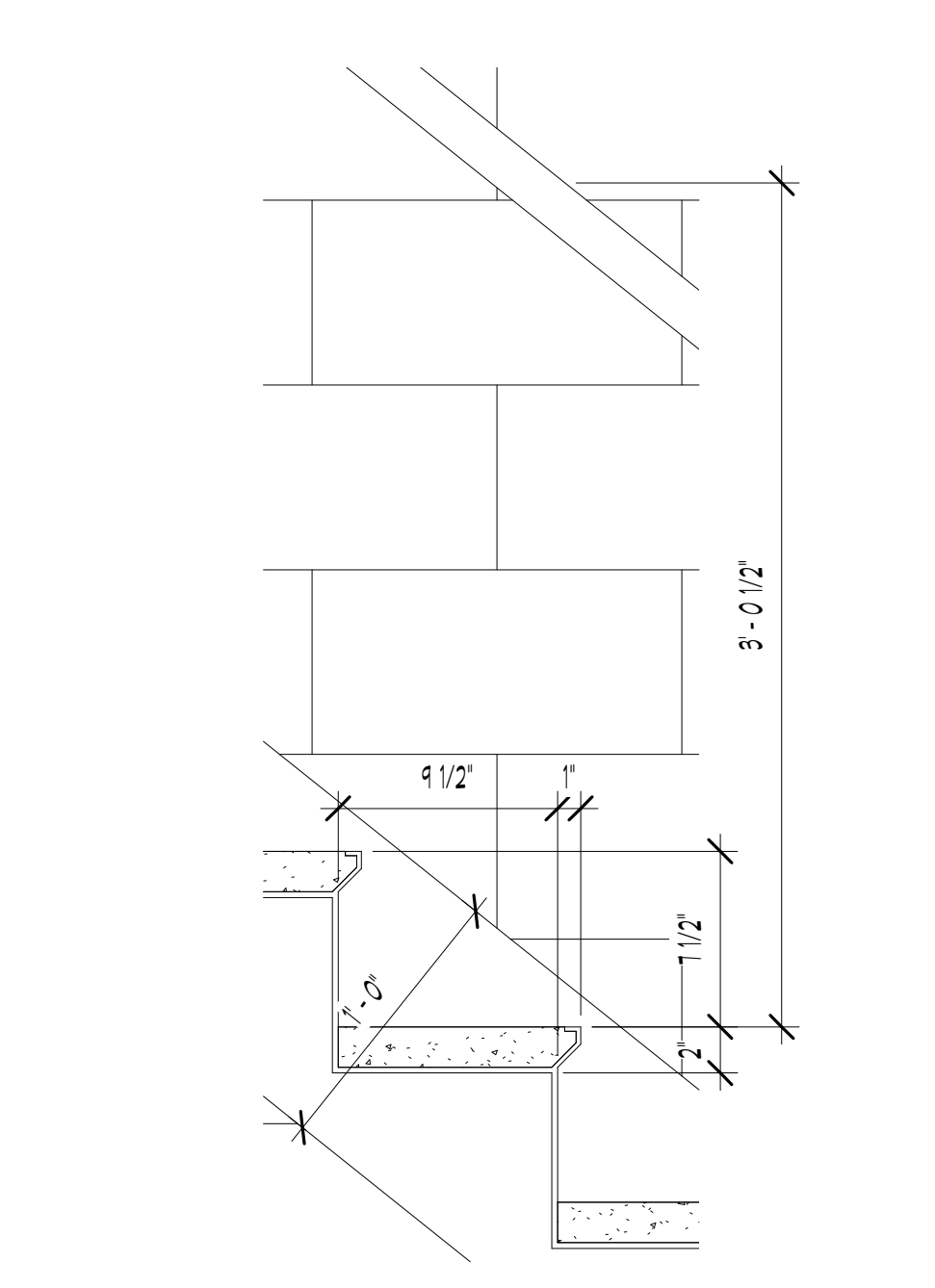
2 Stair Plan 735 1st Floor  
3/8" = 1'-0"



1 Stair Plan 735 Cellar  
3/8" = 1'-0"



4 Section Through Stair  
3/8" = 1'-0"



5 Stair Tread Detail  
1 1/2" = 1'-0"

No.	Description	Date

Reuben Gross Associates, Architects, PA  
1205 W. Laurelton Pkwy.  
Teaneck, NJ 07666  
tel. 201-833-4446 fax. 201-833-0484  
rgt@optonline.net www.rgtect.net

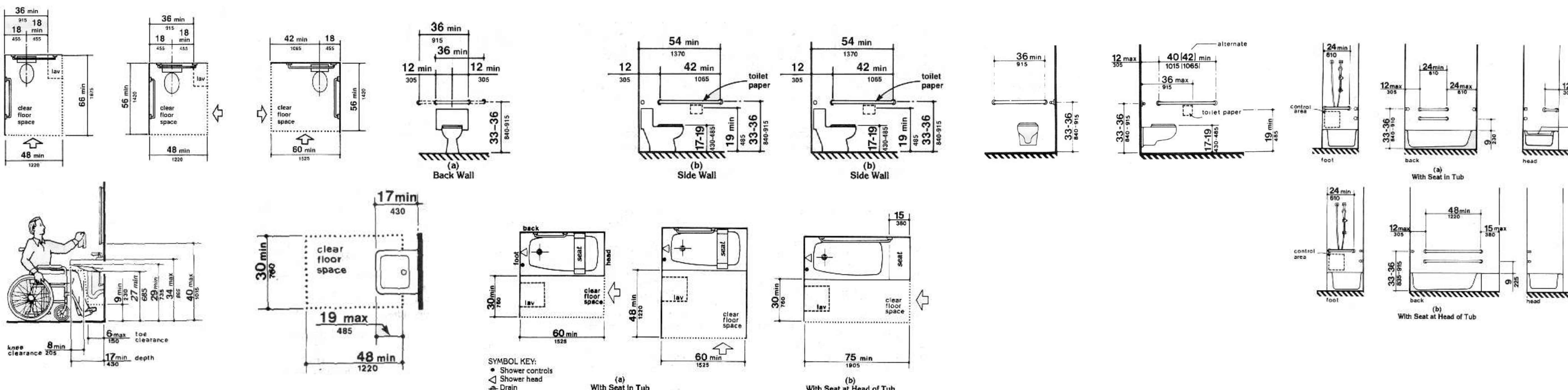
**LIBERTY AVENUE**  
735 LIBERTY AVE  
BROOKLYN, NY

**Stair Section and Details**

Project number 96016  
Date Dec 28, 2016  
Scale As indicated

A-304 .00

REGISTERED ARCHITECT  
REUBEN DOY GROSS  
19842  
STATE OF NEW YORK

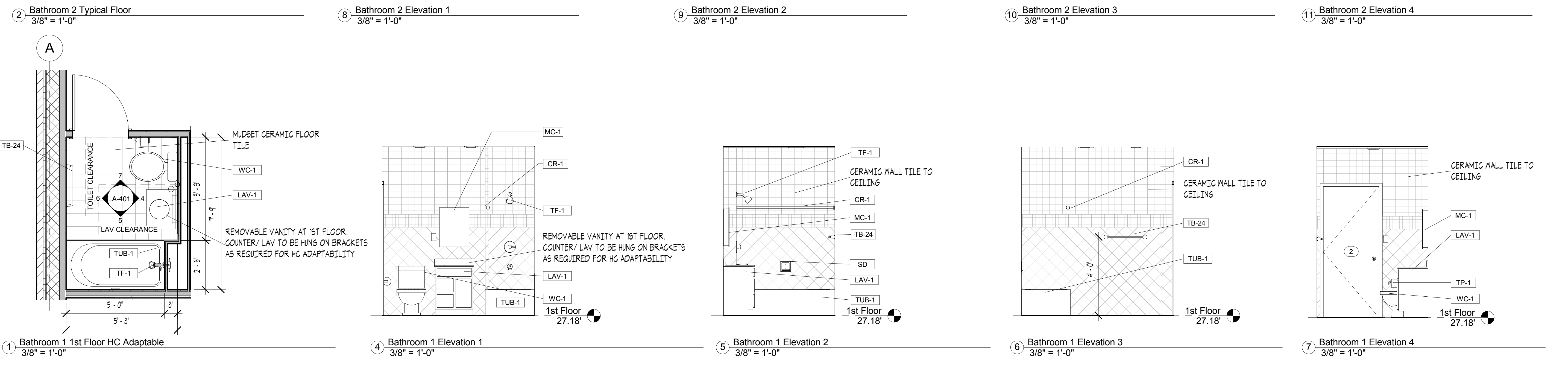
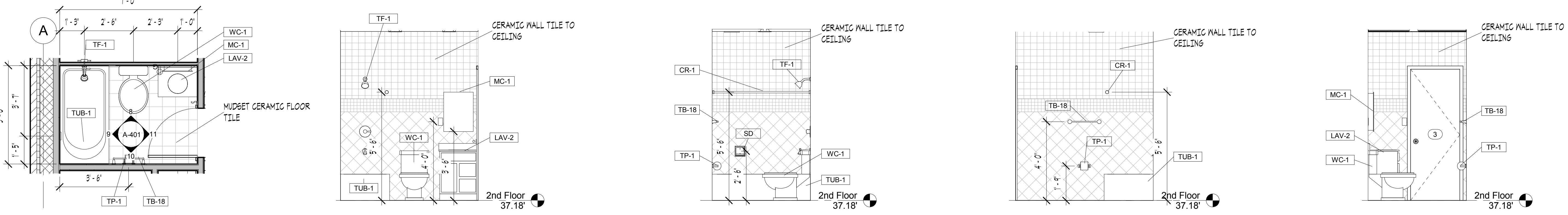


3 HC Accessibility Details  
1 1/2" = 1'-0"

Plumbing Fixture Schedule							
Type Mark	Item	Manufacturer	Model	Color	Faucet Manufacturer	Faucet Model	Comments
LAV-1	Lavatory/ Vanity						
LAV-2	Lavatory/ Vanity						
TF-1	Tub/ Shower Faucet						
TUB-1	Bath tub						
WC-1	Water Closet						

Specialty Equipment Schedule						
Room Location	Type Mark	Type Comments	Mfgr	Model #	Mounting Height	Comments
Bath	CR-1	1 1/2" CHROME SHOWER CURTAIN ROD			5'-6"	
Bath	MC-1	MIRRORED MEDICINE CABINET WITH FULL PIANO HINGE			3'-6"	
Bath	SD	RECESSED PORCELAIN SOAP DISH			2'-6"	
Bath	TB-18	18" TOWEL BAR			4'-0"	
Bath	TB-24	24" TOWEL BAR			4'-0"	
Bath	TP-1	SURFACE MOUNTED PORCELAIN TOILET PAPER HOLDER			1'-9"	
Kitchenette	MIC-24	WALL-HUNG MICROWAVE WITH RECYCLING FAN			4'-6"	PROVIDE DUPLEX OUTLET BEHIND UNIT
Kitchenette	REF-24	REFRIGERATOR				
Kitchenette	ST-24	ELECTRIC STOVE				

No.	Description	Date



Reuben Gross Associates,  
Architects, PA  
1205 W. Laurelton Pkwy.  
Teaneck, NJ 07666  
tel. 201-833-4446 fax. 201-833-0484  
rglect@optonline.net www.rglect.net

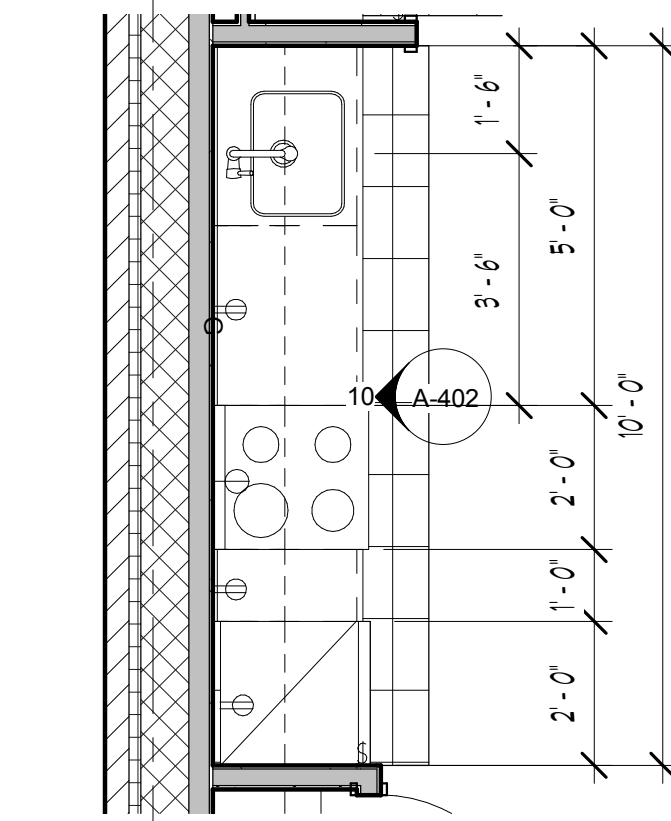
LIBERTY AVENUE  
735 LIBERTY AVE  
BROOKLYN, NY

Bathroom Details

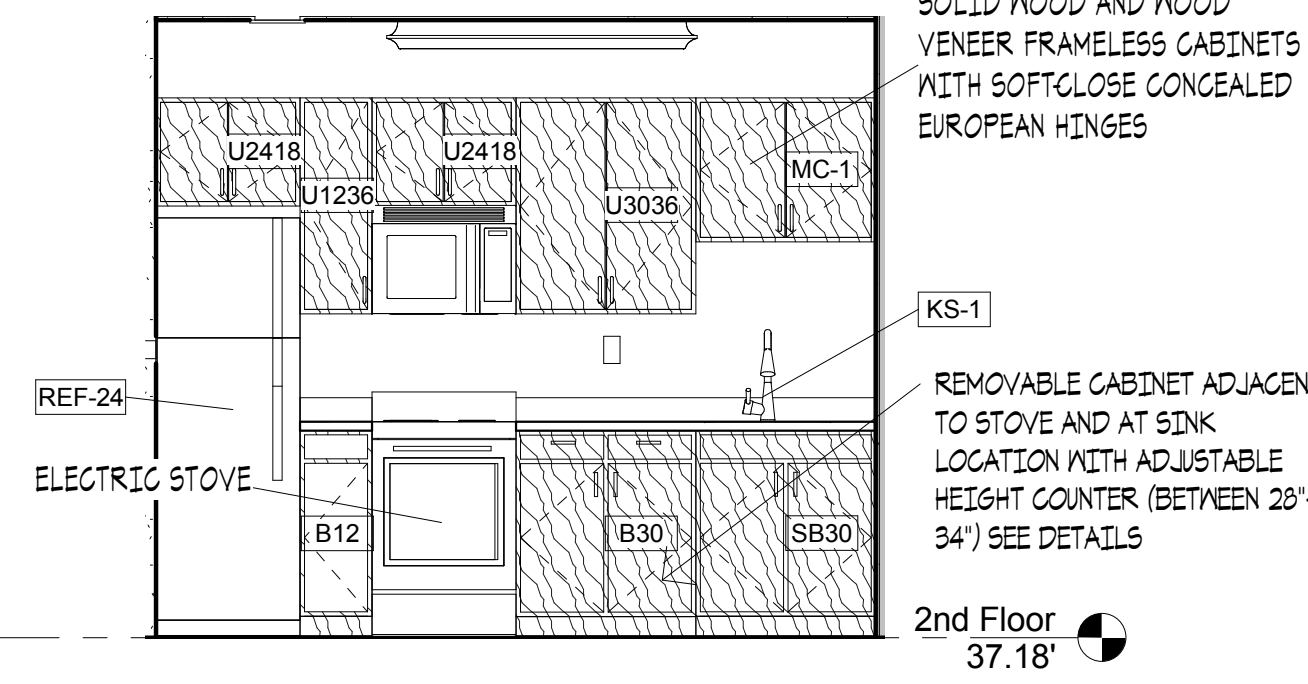
Project number 96016  
Date Dec 28, 2016  
Scale As indicated

A-401.00

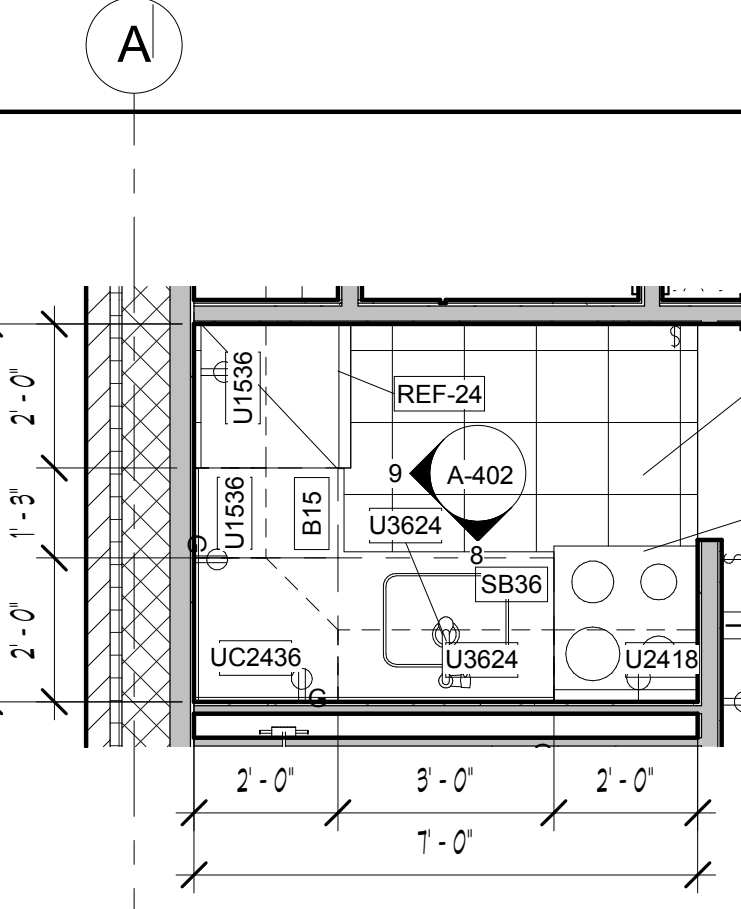




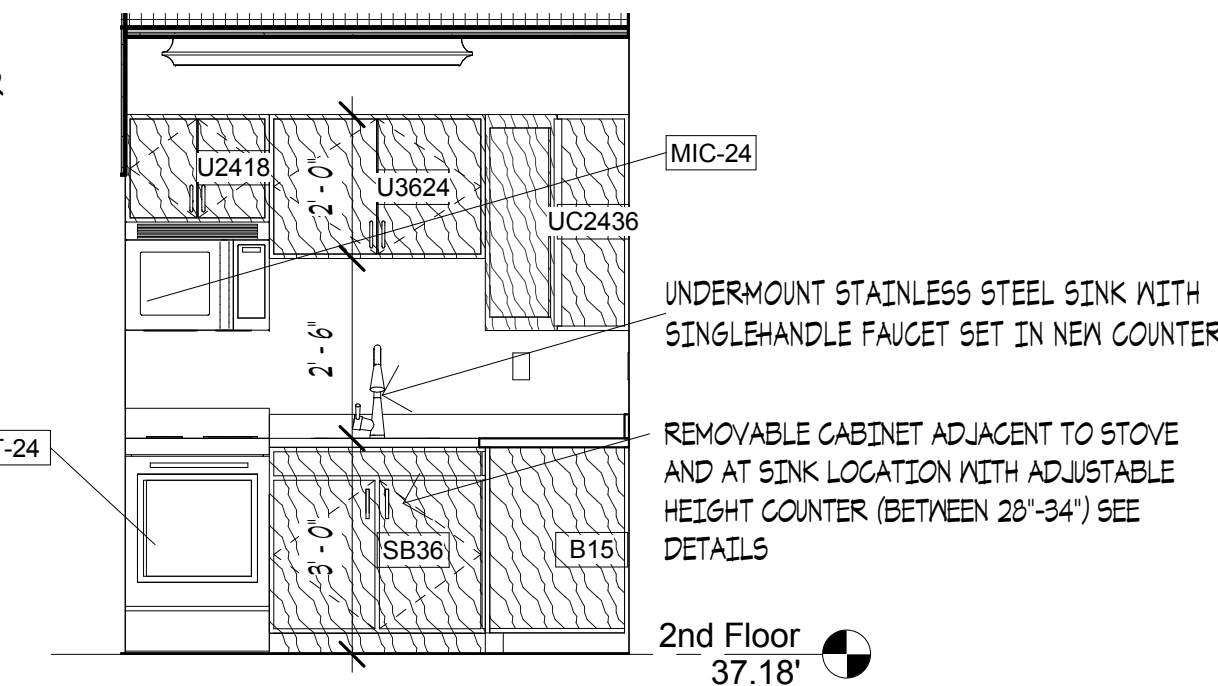
4 Kitchen 4 Typical Floor C  
3/8" = 1'-0"



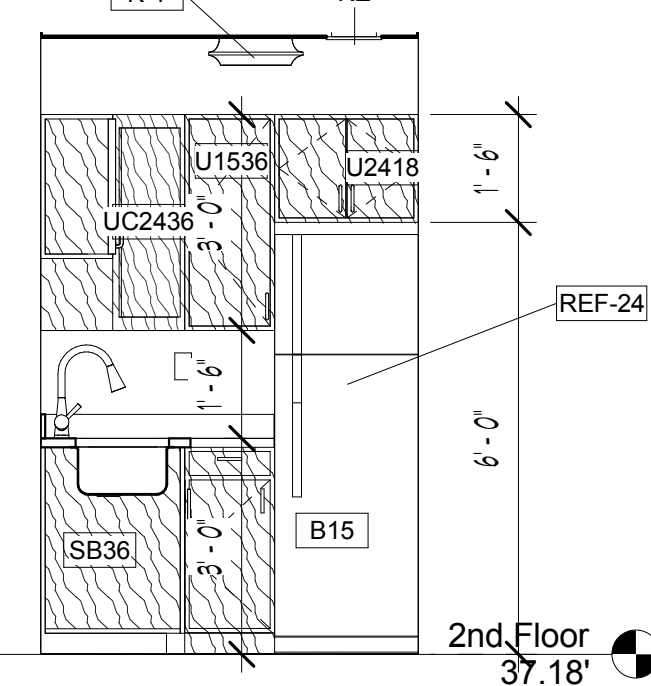
10 Kitchen 4 Elevation 1  
3/8" = 1'-0"



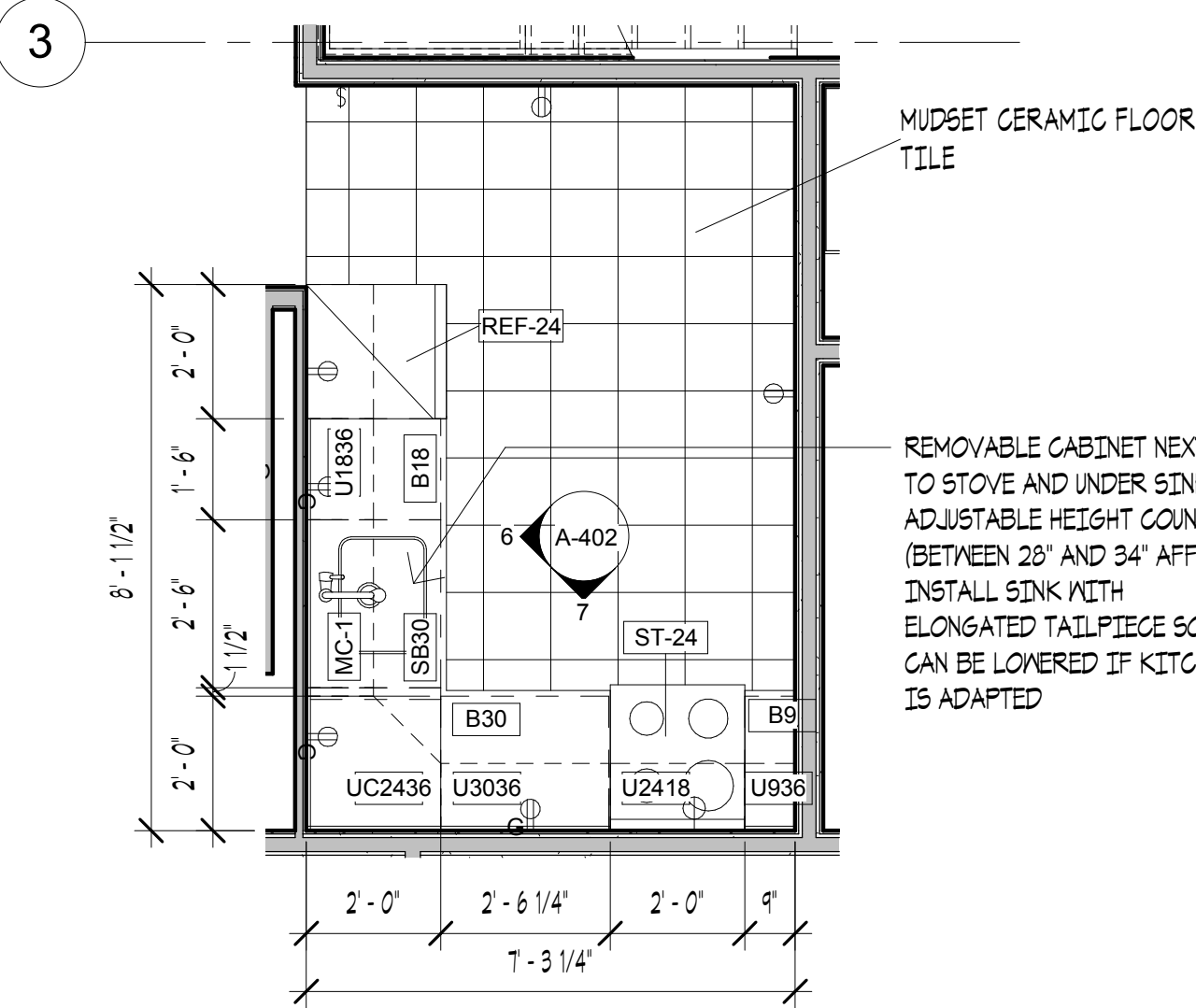
3 Kitchen 3 Typical Floor A-B  
3/8" = 1'-0"



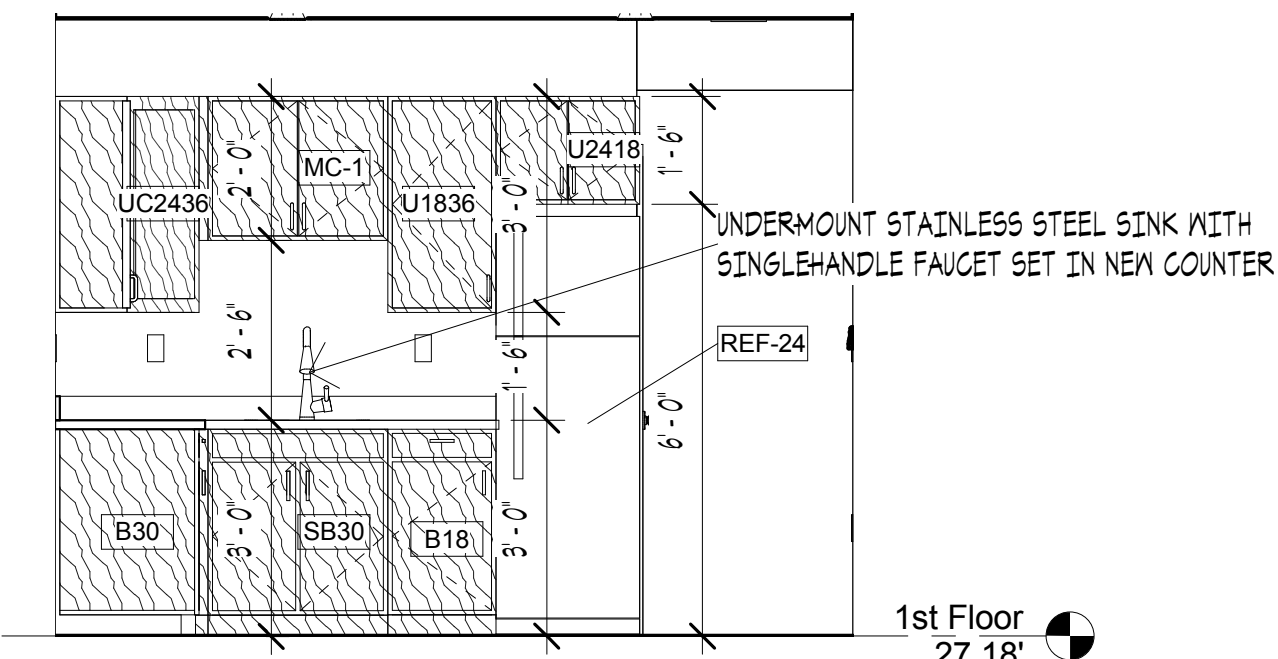
8 Kitchen 3 Elevation 1  
3/8" = 1'-0"



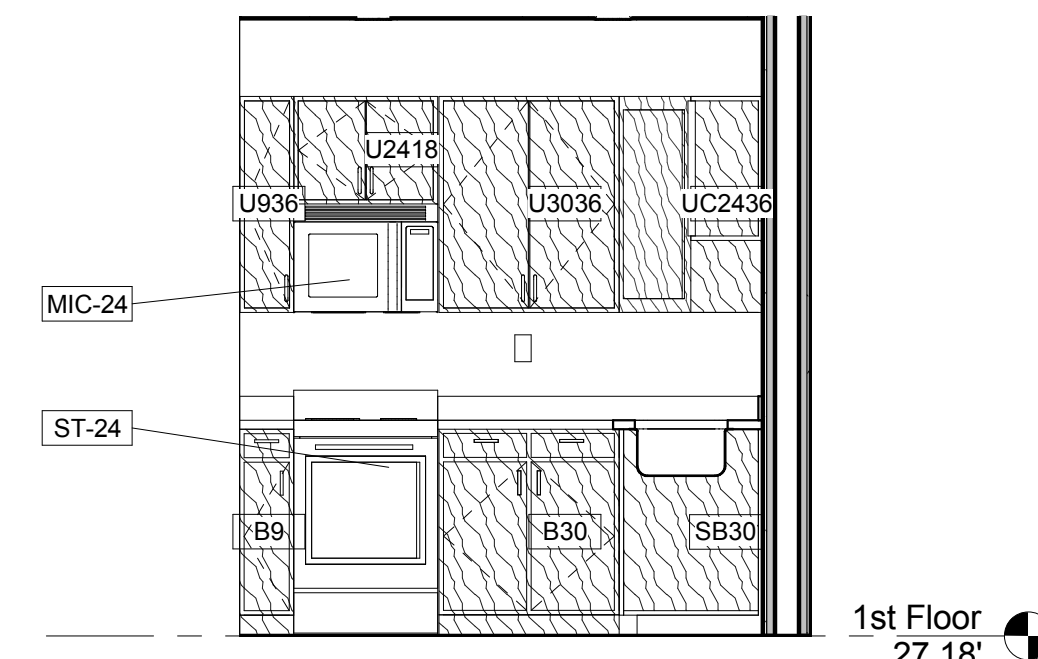
9 Kitchen 3 Elevation 2  
3/8" = 1'-0"



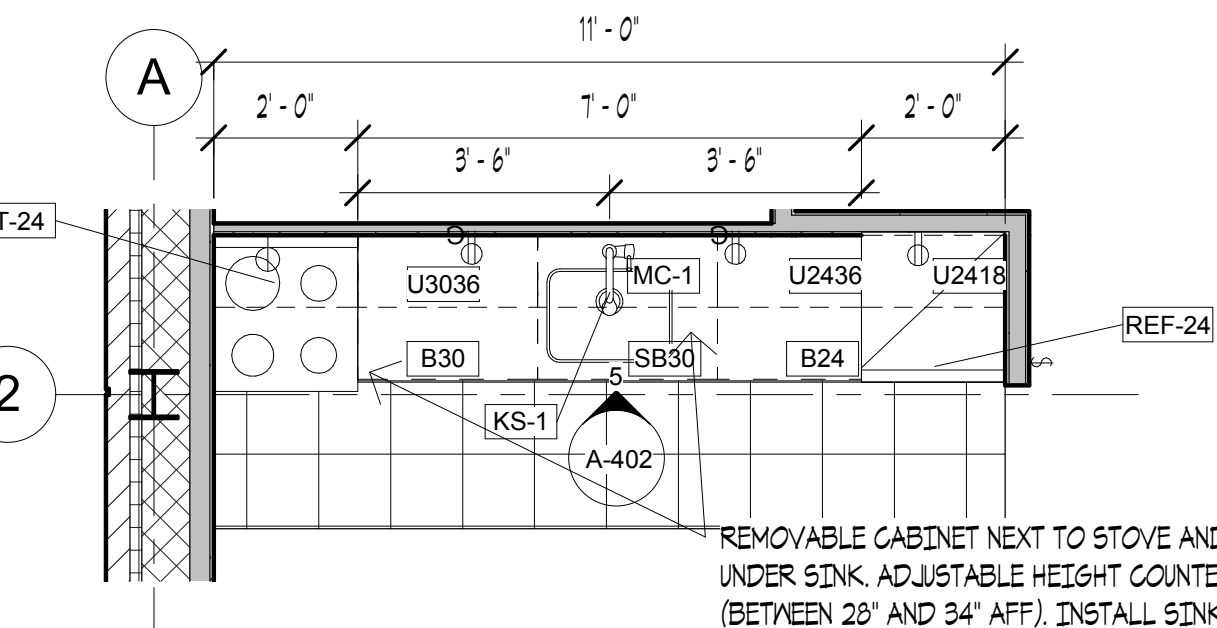
2 Kitchen 2 735 1B  
3/8" = 1'-0"



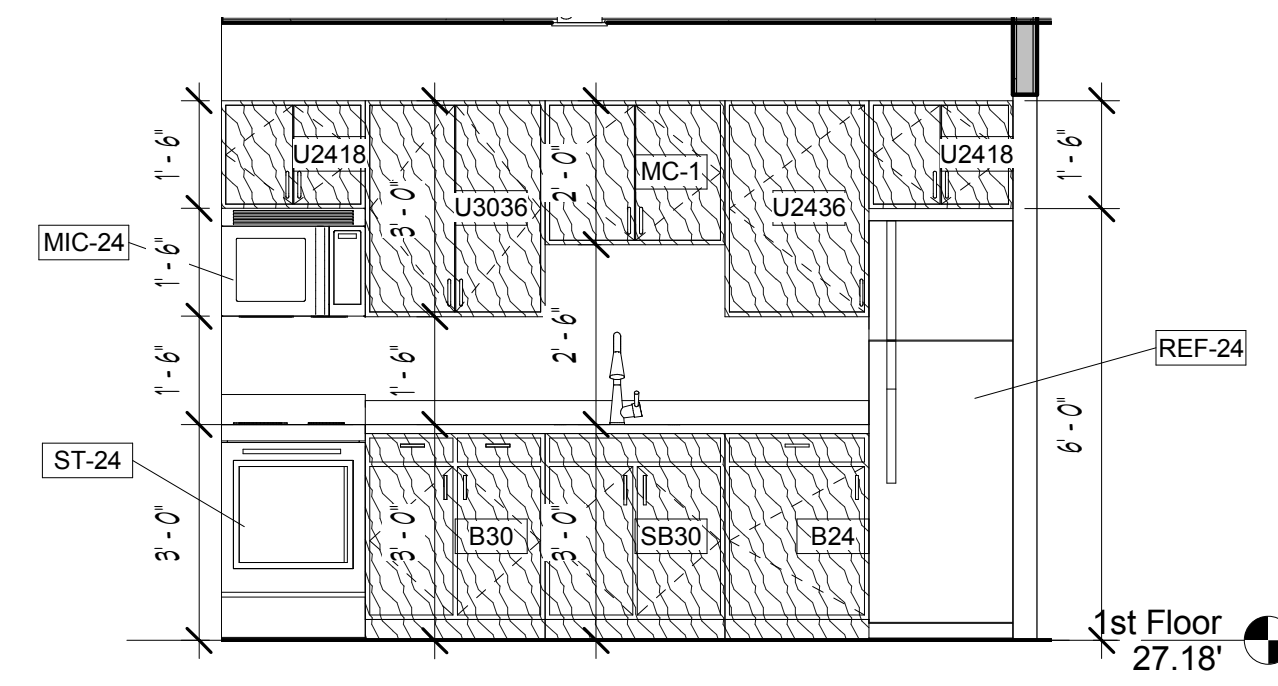
6 Kitchen 2 Elevation 1  
3/8" = 1'-0"



7 Kitchen 2 Elevation 2  
3/8" = 1'-0"

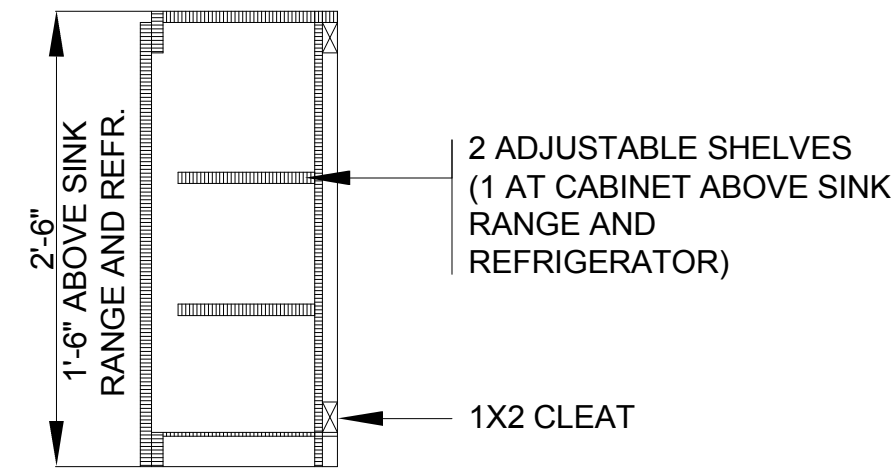


1 Kitchen 1 735 1A  
3/8" = 1'-0"



5 Kitchen 1 Elevation 1  
3/8" = 1'-0"

NOTE: CABINET TO BE SET AT 18" ABOVE COUNTER EXCEPT AT SINK, RANGE AND REFRIGERATOR LOCATIONS WHERE CABINETS TO BE SET AT 5'-6" ABOVE FLOOR (30" ABOVE COUNTER TOP) AT FIRST FLOOR, PLYWOOD GROUNDS TO BE INSTALLED SO HUNG CABINETS CAN BE LOWERED TO 4'-0" AFF



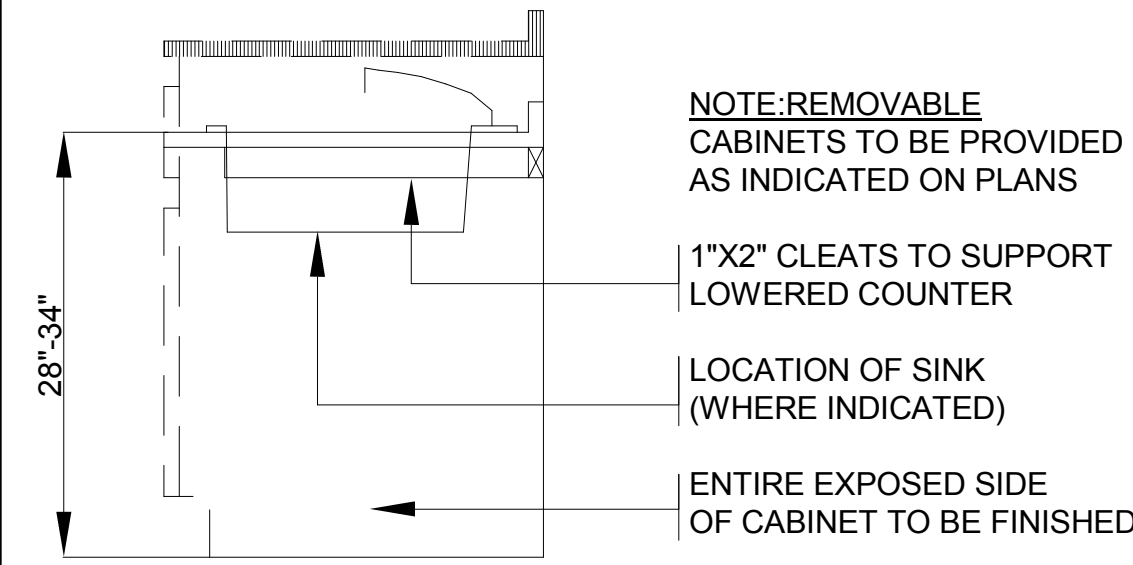
HUNG CABINET DETAIL

NOTES:

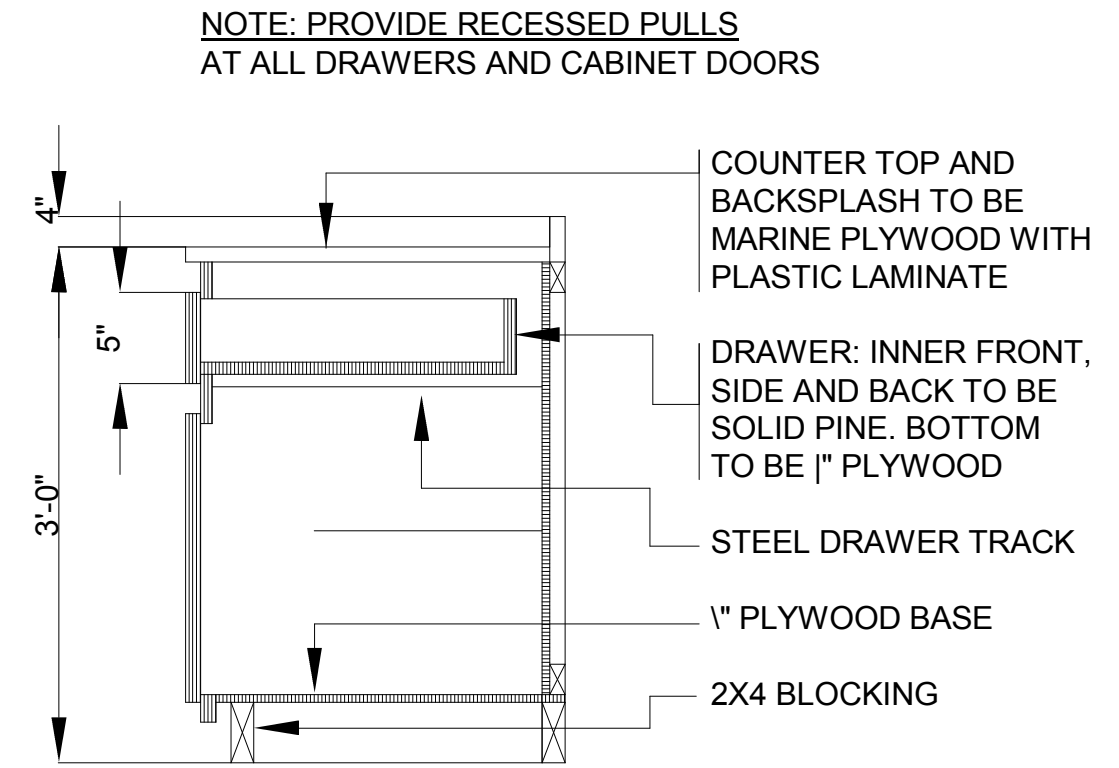
1. 30" MINIMUM REMOVABLE BASE CABINETS WITH ADJUSTABLE-HEIGHT COUNTER TOPS AT ALL FIRST FLOOR KITCHEN SINK LOCATIONS. COUNTER TOPS TO BE ADJUSTABLE TO 28"-34" AFF. PLUMBER TO PROVIDE ELONGATED TAIL PIECE AS REQUIRED.

2. REMOVABLE CABINETS TO BE PROVIDED ADJACENT TO RANGE AT FIRST FLOOR AND AS INDICATED ON THE PLANS.

3. WHERE REMOVABLE CABINETS ARE INDICATED FLOORS BELOW TO BE FINISHED TO MATCH BALANCE OF KITCHEN.



DETAIL @ ADJUSTABLE COUNTER



BASE CABINET DETAIL

Table with 3 columns: No., Description, Date. The table is currently empty.

Reuben Gross Associates, Architects, PA  
1205 W. Laurelton Pkwy.  
Teaneck, NJ 07666  
tel. 201-833-4446 fax. 201-833-0484  
rglect@optonline.net www.rglect.net

LIBERTY AVENUE  
735 LIBERTY AVE  
BROOKLYN, NY

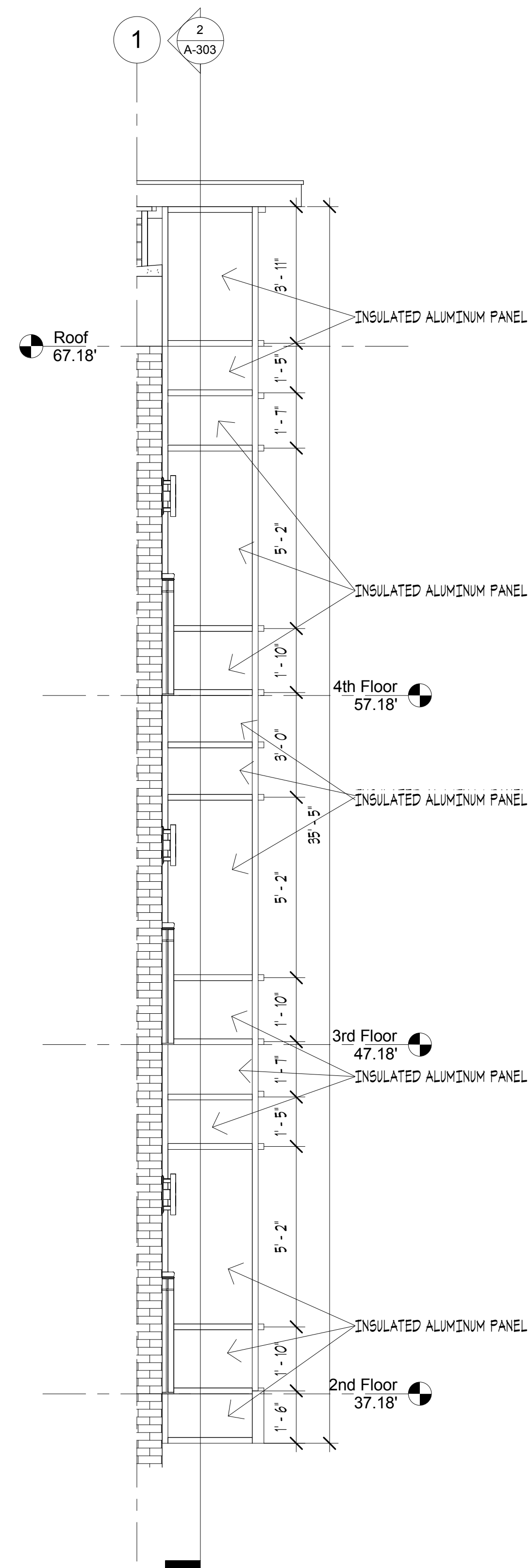
Project number 96016  
Date Dec 28, 2016  
Scale As indicated

A-402.00

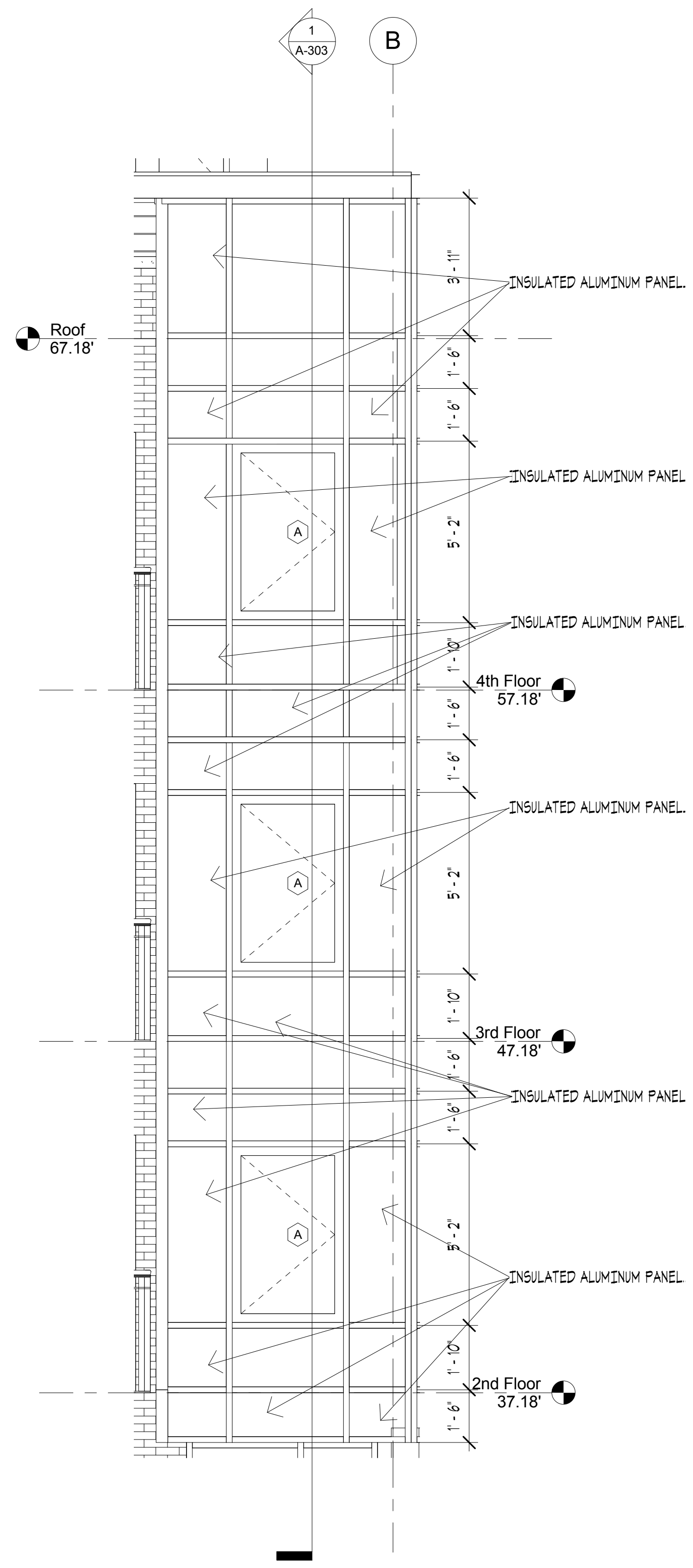


NYC Building Department approval stamp

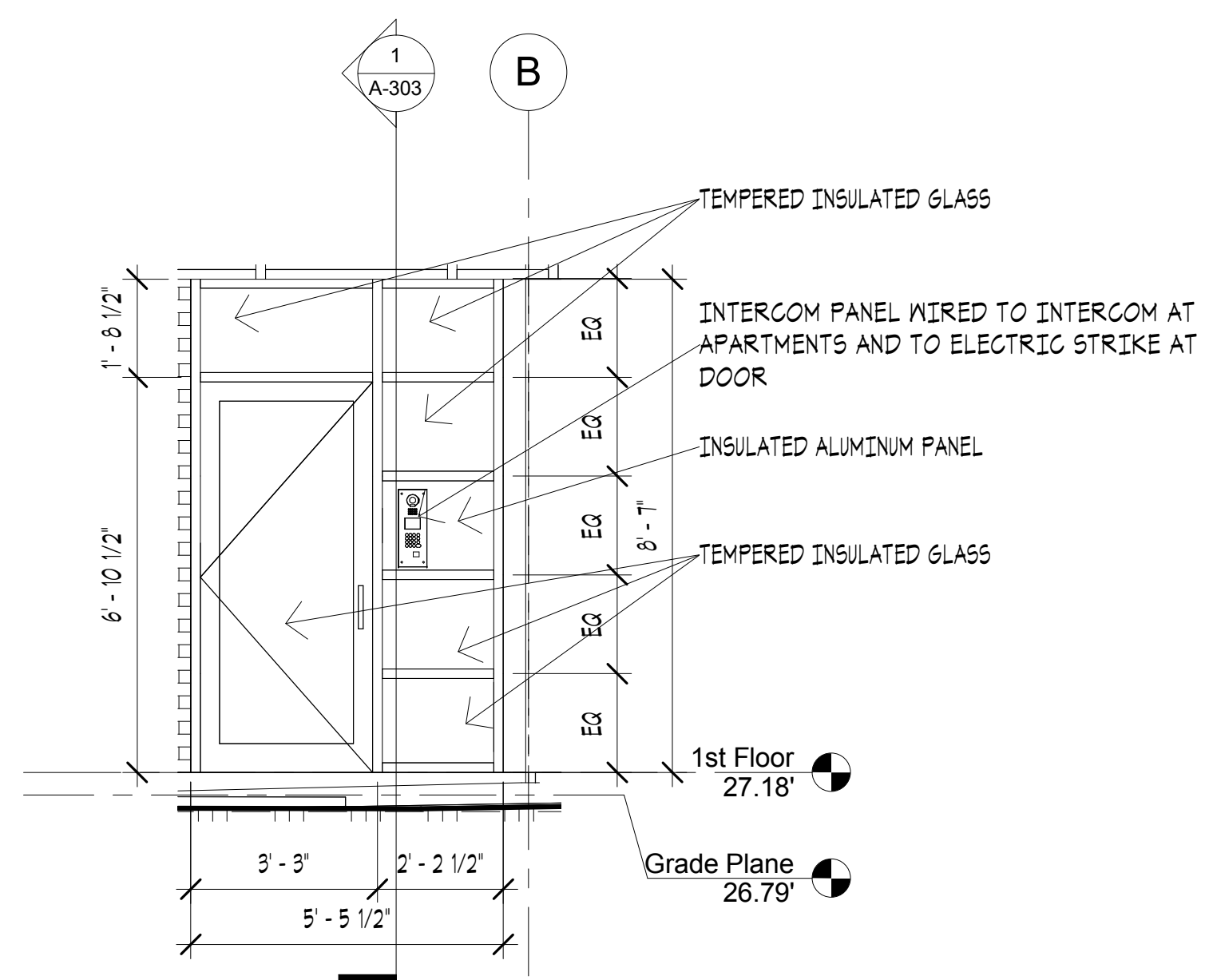
12/28/2016 4:57:01 PM



① Curtainwall Detailed Elevation Side  
3/8" = 1'-0"



② Curtainwall Detailed Elevation Front  
3/8" = 1'-0"



③ Storefront Detail Elevation  
3/8" = 1'-0"

No.	Description	Date

**Reuben Gross Associates, Architects, PA**  
 1205 W. Laurelton Pkwy.  
 Teaneck, NJ 07666  
 tel. 201-833-4446 fax. 201-833-0484  
 rglect@optonline.net www.rglect.net

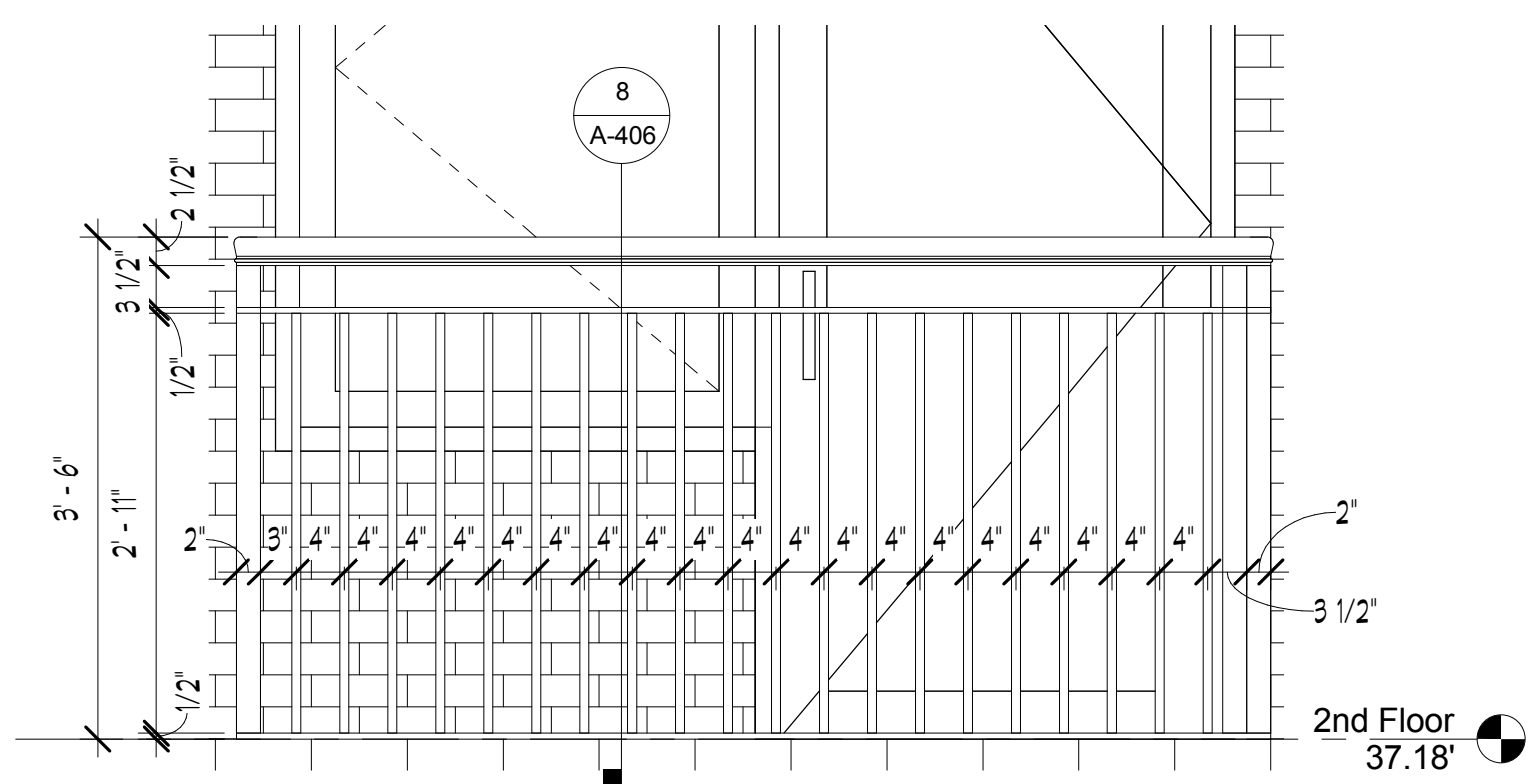
**LIBERTY AVENUE**  
 735 LIBERTY AVE  
 BROOKLYN, NY

**Curtainwall Details**

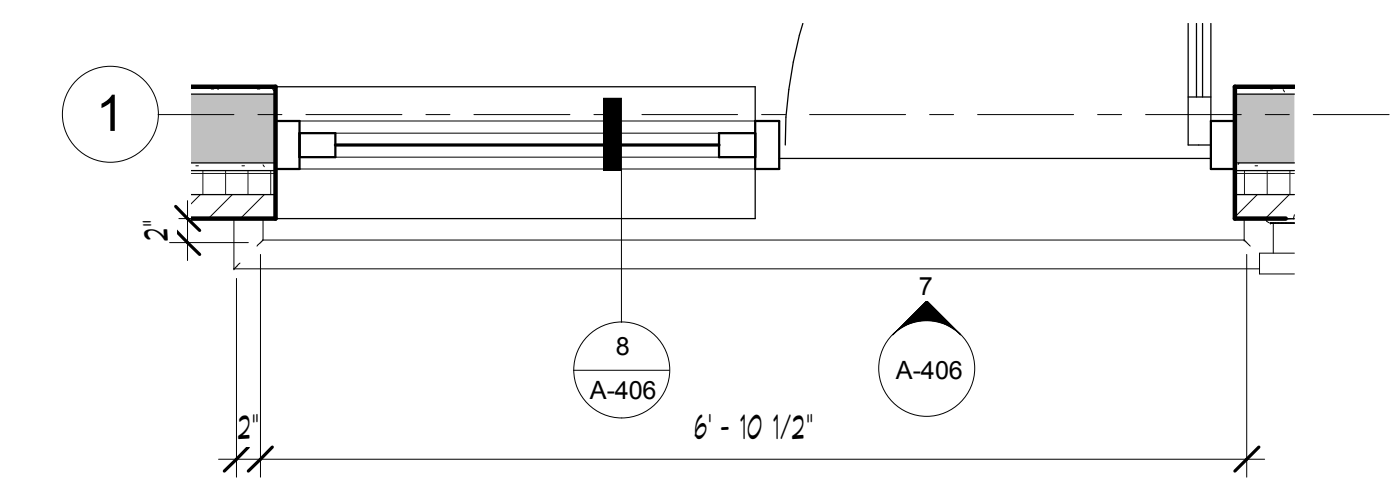
Project number 96016  
 Date Dec 28, 2016  
 Scale 3/8" = 1'-0"

**A-405.00**

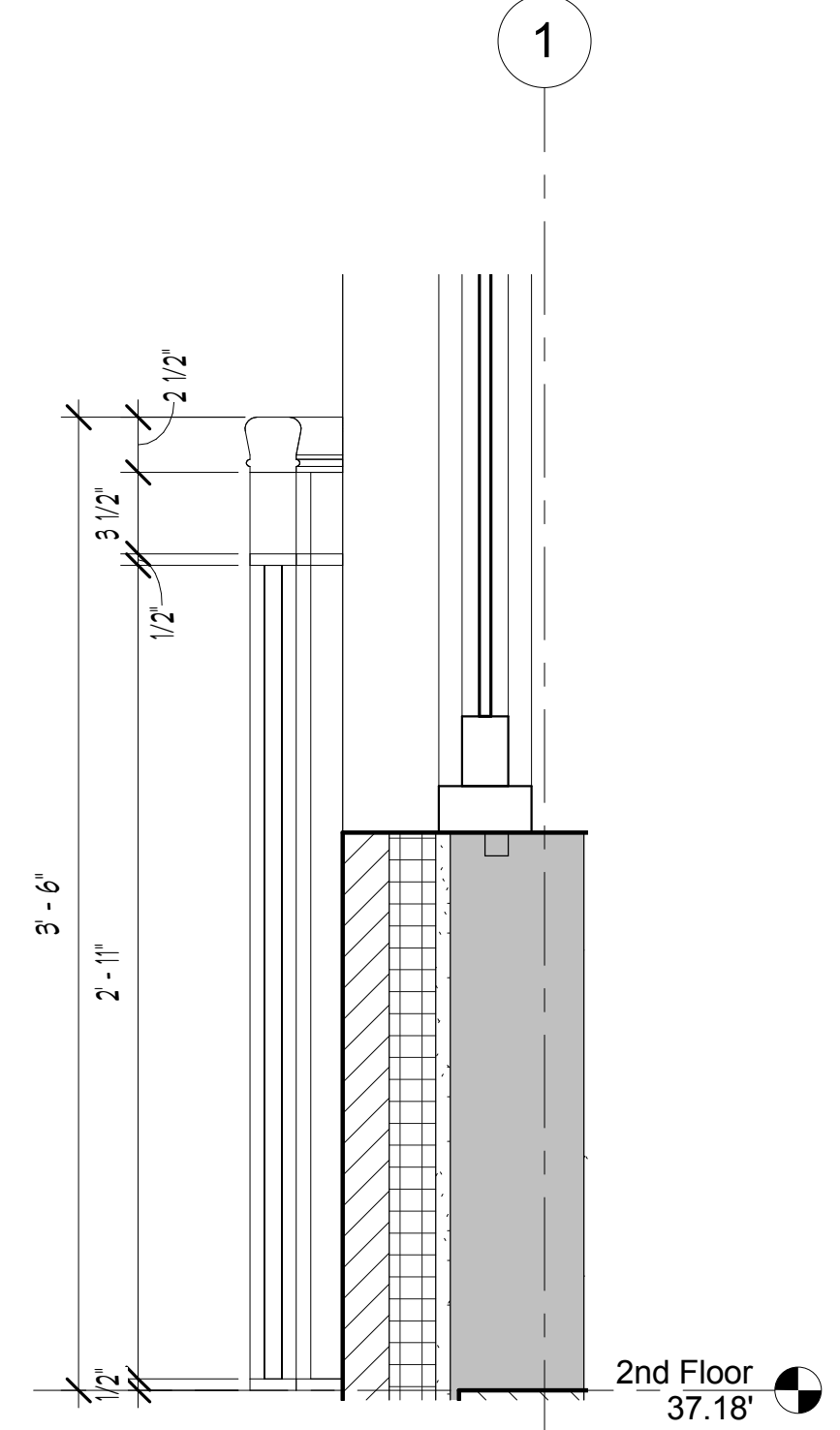




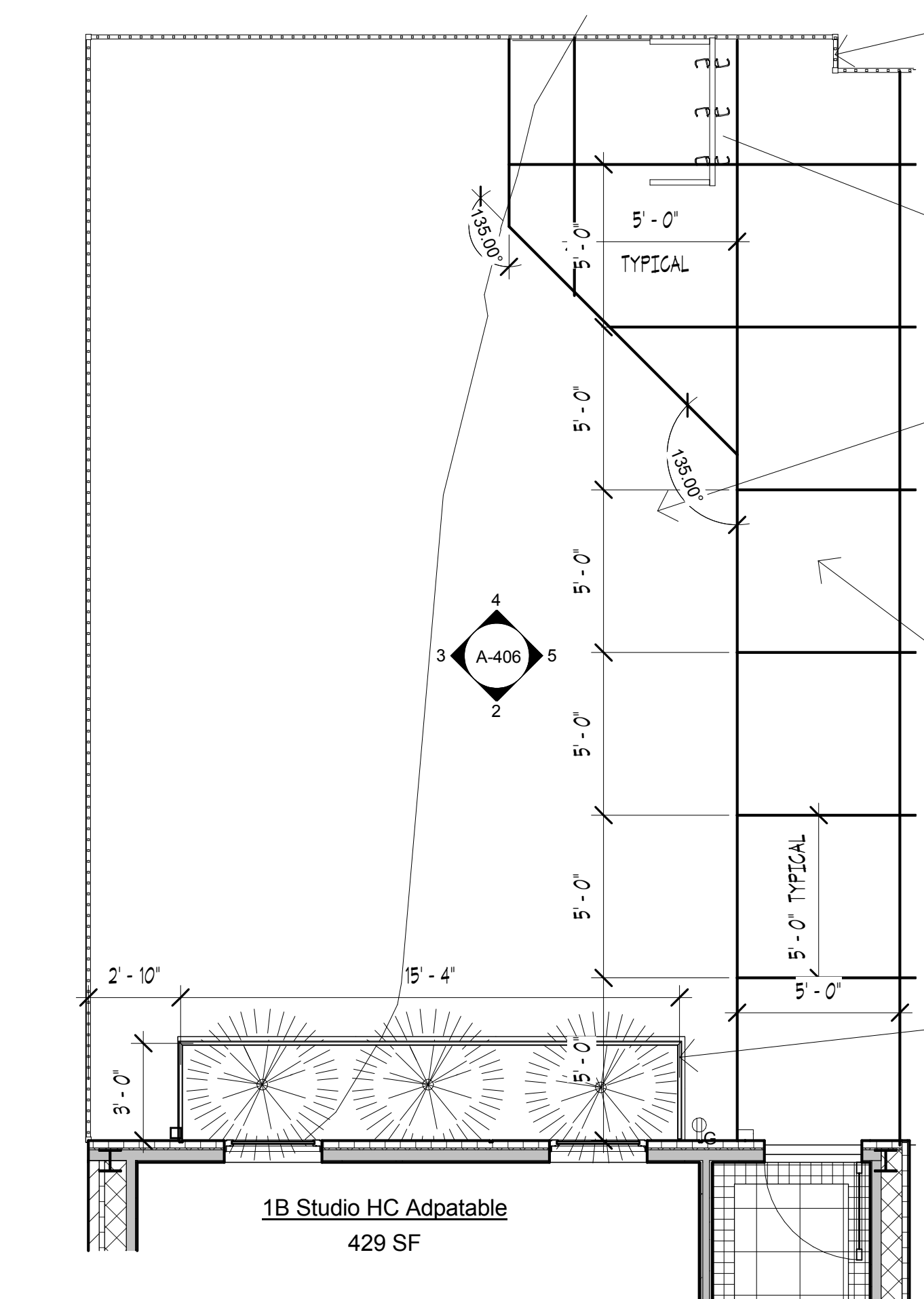
7 Railing Elevation  
3/4" = 1'-0"



6 "Balcony" Railing Detail Plan  
3/4" = 1'-0"



8 Balcony Railing Detailed Section  
1 1/2" = 1'-0"



1 Rear Yard Plan  
1/4" = 1'-0"

6' HIGH PAINTED WROUGHT IRON FENCE, 2X2 CORNER POSTS AND INTERMEDIATE POSTS @ 6' OC SET IN CONCRETE BASE, 3/4" BALUSTERS @ 5' OC

6 UNIT VERTICAL BIKE RACK BY SARIS OR APPROVED EQUAL, SECURED TO SLAB AS PER MANUFACTURER'S SPECIFICATIONS

GRASS FROM SEED OVER 6" TOP SOIL OVER CLEAN COMPACTED FILL, FITCH TO DRAIN AWAY FROM BUILDING

CONCRETE WALKWAY, 2500 PSI AIR-ENTRAINED CONCRETE WITH 6x6-10/10 W/M OVER 4" GRAVEL OVER CLEAN COMPACTED EARTH, 5x5 MAXIMUM FLAG DIMENSIONS, PROVIDE NEOPRENE EXPANSION JOINTS WHERE SLAB MEETS WALL

4' HIGH PAINTED WROUGHT IRON FENCE, 2X2 CORNER POSTS AND INTERMEDIATE POSTS @ 6' OC SET IN CONCRETE BASE, 3/4" BALUSTERS @ 5' OC

6 UNIT VERTICAL BIKE RACK BY SARIS OR APPROVED EQUAL, SECURED TO SLAB AS PER MANUFACTURER'S SPECIFICATIONS

6' HIGH PAINTED WROUGHT IRON FENCE, 2X2 CORNER POSTS AND INTERMEDIATE POSTS @ 6' OC SET IN CONCRETE BASE, 3/4" BALUSTERS @ 5' OC

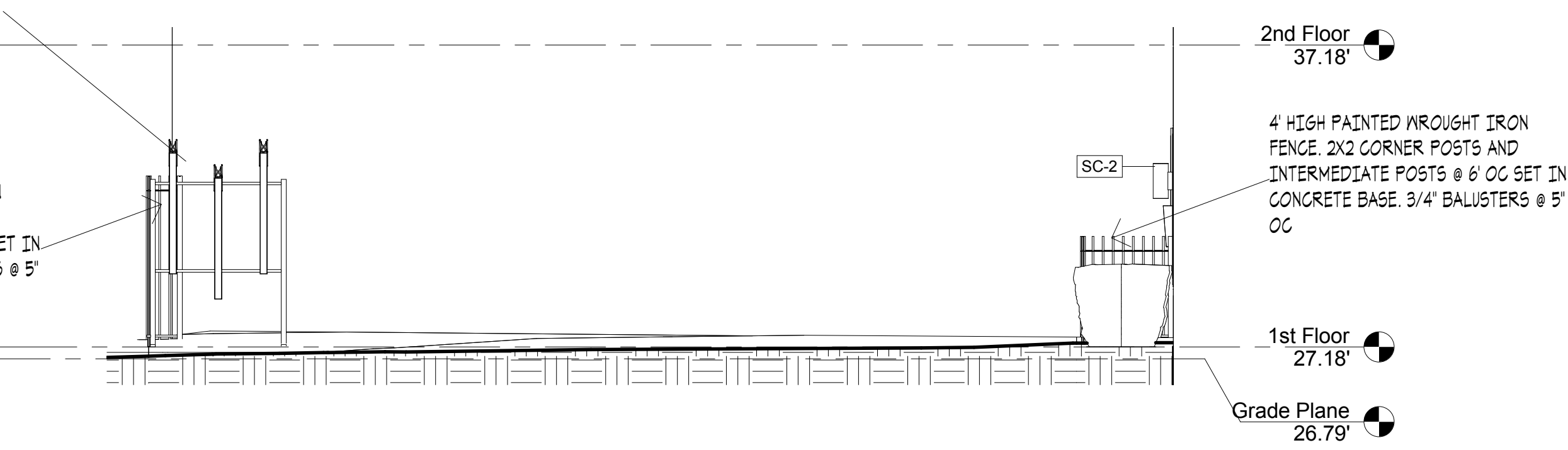
6 UNIT VERTICAL BIKE RACK BY SARIS OR APPROVED EQUAL, SECURED TO SLAB AS PER MANUFACTURER'S SPECIFICATIONS

6' HIGH PAINTED WROUGHT IRON FENCE, 2X2 CORNER POSTS AND INTERMEDIATE POSTS @ 6' OC SET IN CONCRETE BASE, 3/4" BALUSTERS @ 5' OC

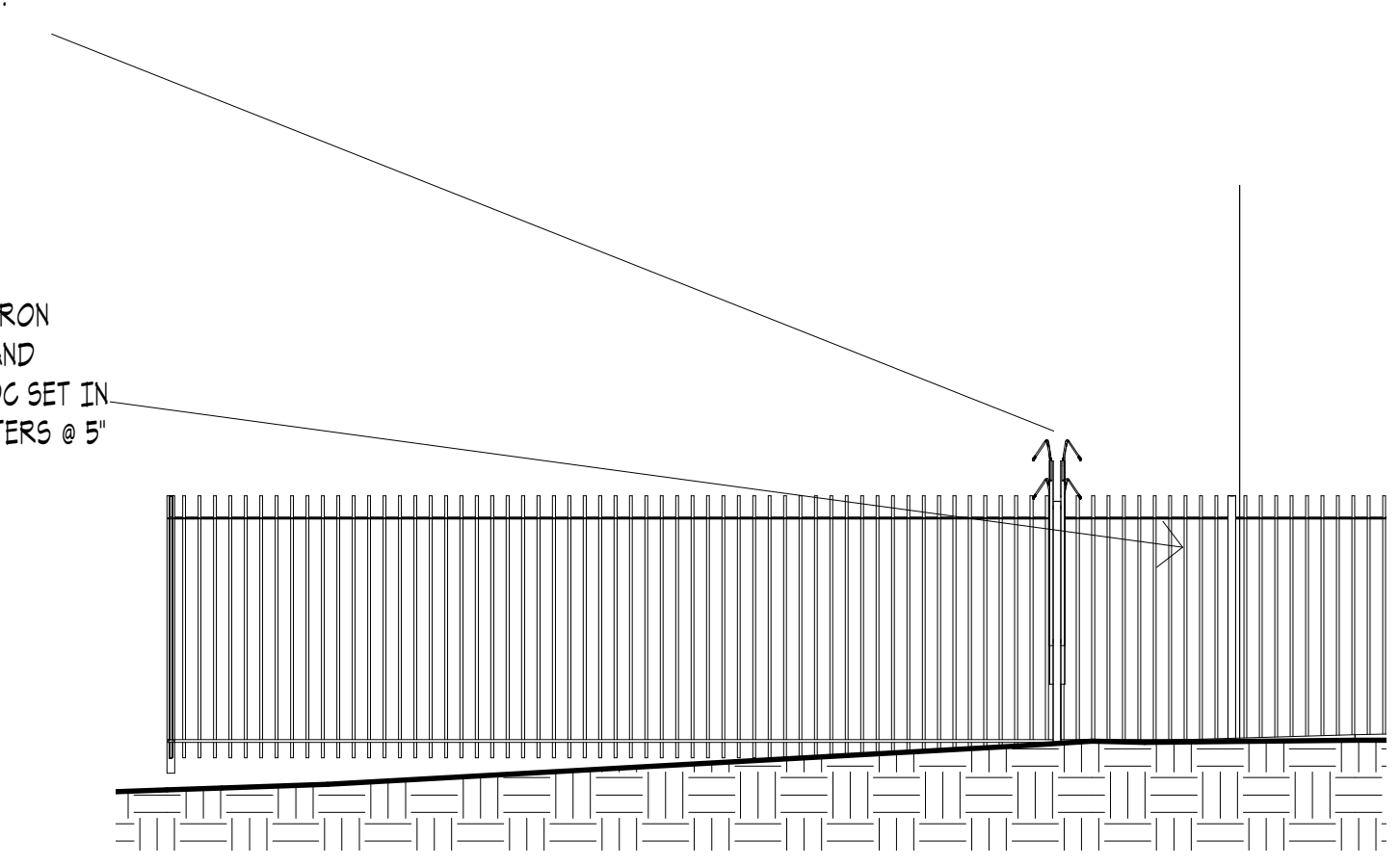
4 Rear Yard Elevation 3  
1/4" = 1'-0"

3 Rear Yard Elevation 2  
1/4" = 1'-0"

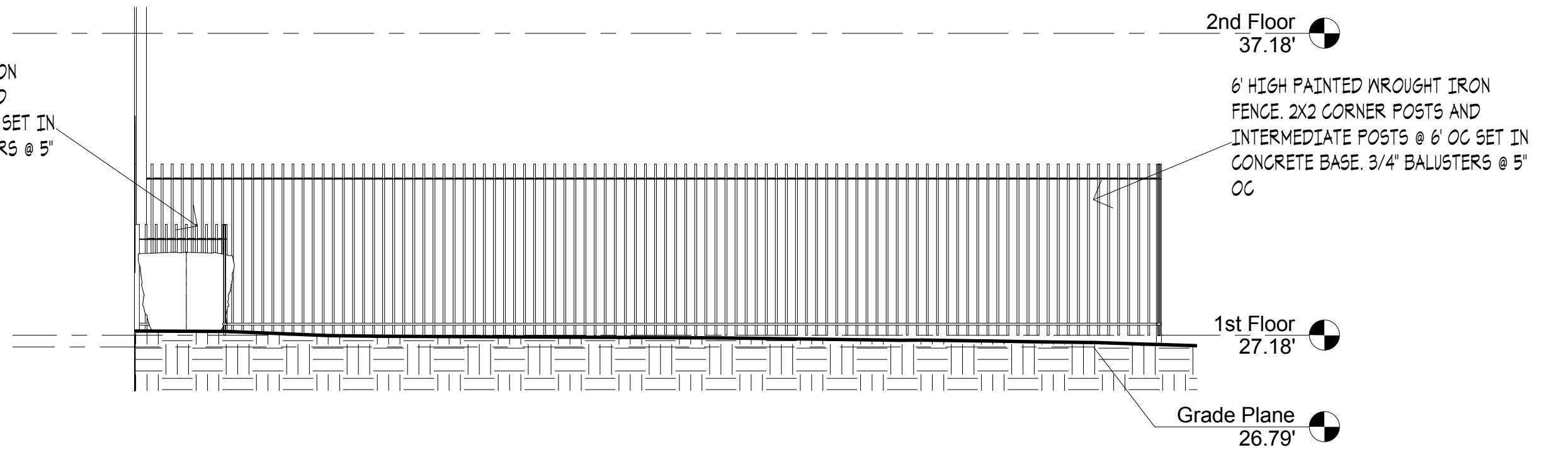
2 Rear Yard Elevation 1  
1/4" = 1'-0"



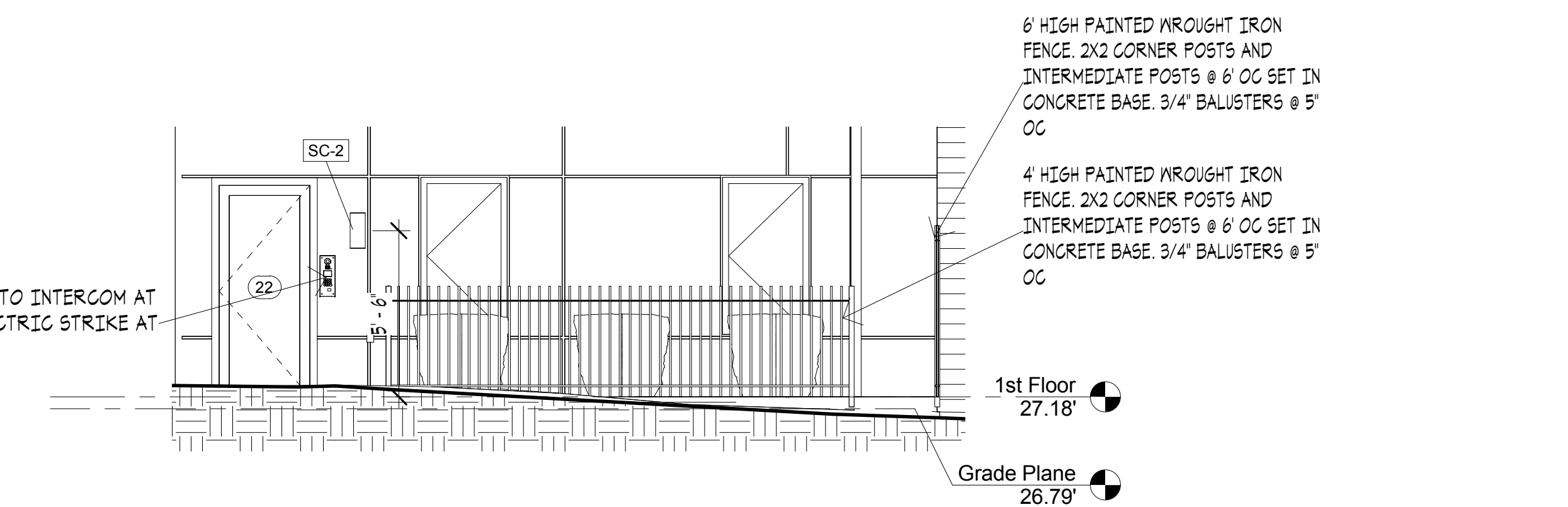
5 Rear Yard Elevation 4  
1/4" = 1'-0"



4 Rear Yard Elevation 3  
1/4" = 1'-0"



3 Rear Yard Elevation 2  
1/4" = 1'-0"



2 Rear Yard Elevation 1  
1/4" = 1'-0"

No.	Description	Date

**Reuben Gross Associates, Architects, PA**  
1205 W. Laurelton Pkwy.  
Teaneck, NJ 07666  
tel. 201-833-4446 fax. 201-833-0484  
rglect@optonline.net www.rglect.net

**LIBERTY AVENUE**  
735 LIBERTY AVE  
BROOKLYN, NY

**Rear Yard, Railing Details**

Project number 96016  
Date Dec 28, 2016  
Scale As indicated

**A-406 .00**





Finish Schedule

Table with 12 columns: Level, Name, Floor Material, Floor Finish, Wall Material, Wall Finish, Base Molding, Stool/Apron, Molding Finish, Ceiling Material, Ceiling Finish, Comments. Rows include various rooms like Bath, Bedroom, Closet, Electric, Foyer, Hall, Jan., Kitte, Living/Kitchen, Living/Dining/Sleeping, Lobby, Open Cellar, Public Corridor, Rear Yard Residential Recreation Space, Roof Deck, Roof Deck Private, Stair, Storage, Trash, Vest., Water.

Wall Schedule

Table with 3 columns: Type Mark, Description, Fire Rating. Rows include CW-1, E-1, E-2, E-3, E-4, E-5, E-8, I-1, I-2, I-3, I-4, I-5, P-1, SF-1.

Lighting Fixture Schedule

Table with 5 columns: Type Mark, Fixture Type, Bulb Type, Wattage, Comments. Rows include E-LITE, EXIT, FL-4, FL-8, K-1, REC-1, SC-1, SC-2, SURF-1, SURF-2, WALL-1.

Electrical Fixture Schedule

Table with 6 columns: Type Mark, Unit Type, Manufacturer, Model, Height, Comments. Rows include A/P, DUP, GFI, INT, INT-P, S/CO, SIMP, SW-1, TV.

Table with 3 columns: No., Description, Date. A blank table for schedule entries.

Architectural details including window and door elevations. Includes project information for Reuben Gross Associates, Architects, PA. Project number 96016, Date Dec 28, 2016. Scale A-502.00. Includes a professional seal for Reuben Gross, Registered Architect, State of New York, No. 10542.

12/28/2016 4:57:05 PM



