




132.8
0101
75.6
101010

DATA-DRIVEN INSIGHTS


Market Trends & Analysis - India




Sectoral Insights



GROWTH ↗
RISK ↗
OPPORTUNITY ↗



MANUFACTURING

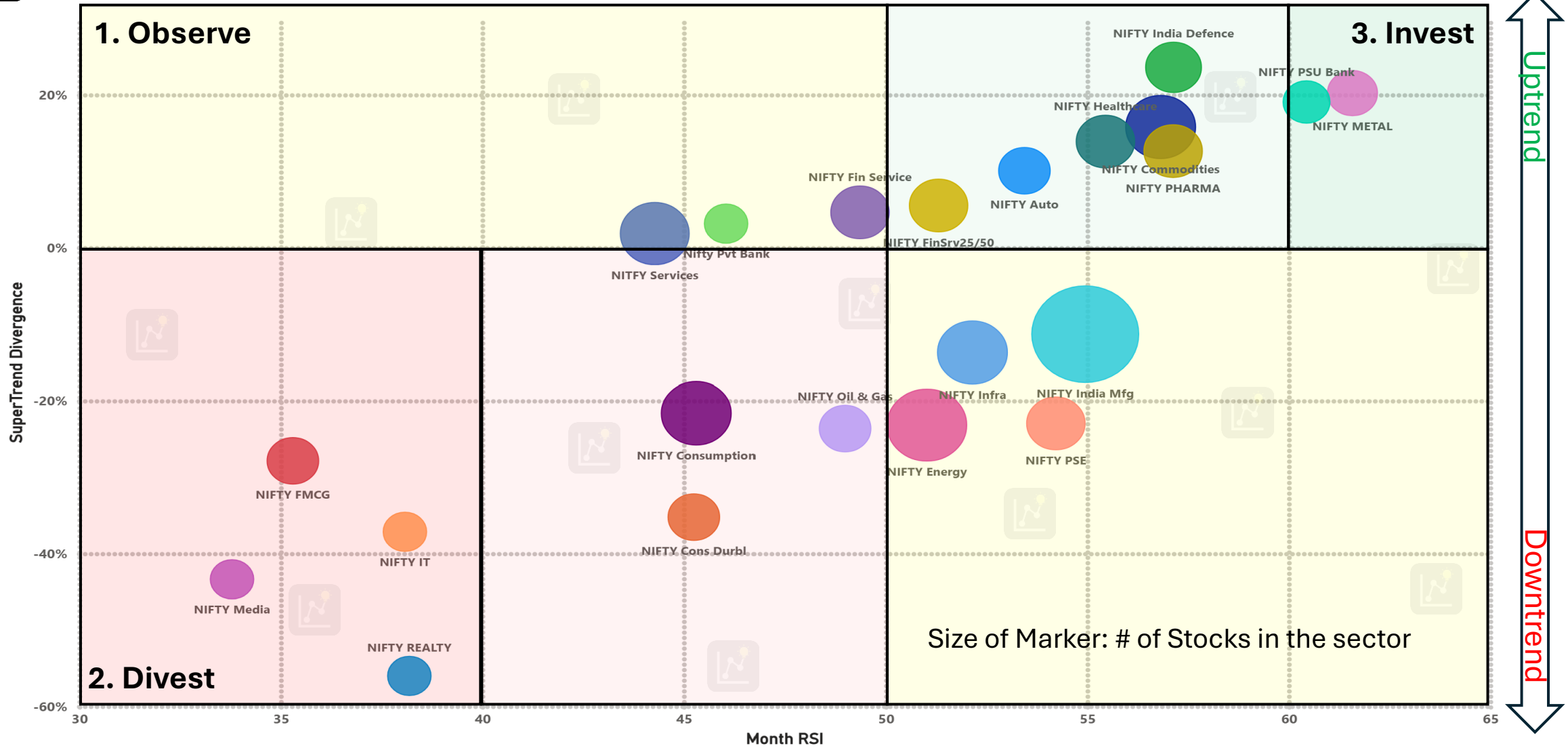


ANALYTICS & TRENDS

24th March 2026



← Downtrend (red arrow) Uptrend (green arrow) →



Monthly indicators are referenced to get to medium / long term inferences based on data as of 24th March 2026



Data Dictionary

- **NIFTY Sector:** Represents the respective NIFTY sectors.
- **Month RSI:** Relative Strength Index on a month scale. Higher value indicate uptrend; lower values indicate downtrend.
- **Supertrend Divergence:** The ratio of difference between Index value and the Supertrend value as compared to the index value. Positive higher value indicates uptrend, lower negative value indicates downtrend.

<Disclaimer: The information provided in this deck is for general informational and educational purposes only. It does not constitute legal, financial, or professional advice. While every effort has been made to ensure accuracy, the author assumes no responsibility for errors, omissions, or outcomes resulting from the use of this content. Readers are advised to consult qualified professionals before making any decisions based on the information herein. The author is not liable for any financial losses or decisions made based on this content.>