

Two Little Dickie Birds

<https://www.youtube.com/watch?v=aplwz06C5DY>


Play Dough Birds

These play dough birds are a fun fine motor skills activity that is super quick to put together – and the children will love the results!



TWO LITTLE DICKIE BIRDS

**Two little dickie birds,
Sitting on a wall;
One named Peter,
One named Paul.
Fly away Peter!
Fly away Paul!
Come Back Peter!
Come Back Paul!**



Feed the birds!

Fine motor skills are the foundation children need before they are able to learn hand-writing, in order to have proper pencil grasp and control of writing implements. Picking up worms (wool or yarn) with a set of tweezers (bird beak) and pretend feeding them to toy birds in a basket nest is a great activity children will find motivating and fun while building their fine motor skills. Children will love to pretend to feed the birds with wool worms and create stories as they play.

You will need brown or black wool (yarn), scissors, basket, shredded paper, your play dough birds, felt board and tweezers. If you do not have tweezers, miniature tongs or clothes pegs work just the same. You could also use pipe cleaners as an alternative if you do not have any wool.

- Cut the wool into smaller lengths and shape them on the board as several 'worms'.
- Children use the tweezers (pretend bird beak) and catch the worms. As they catch the worms, they place them into the basket nest until all of the worms have been collected.
- Picking up worms (wool/yarn) with beaks (tweezers) = fine motor fun!
- Children may like to create a story as they play imaginatively.
- Count the worms as you catch them. How many worms did you catch?



Feeding 'woolly' worms to toy birds.



Make a bird feeder!

What birds visit your garden? Make a bird feeder and see who visits! There are lots of great ideas on line.

Why not make some bird watching binoculars to look for them.



Don't forget to keep an eye on the Greenwood Facebook Page for more ideas or even better, share some of your own ideas for all to see!

There are lots of lovely activities on Pinterest.


BIRD MATCHING PRE WRITING GAME

Draw a line matching the bird on the left side of the page with the identical (flipped) bird on the right side of the page.



How many of these birds and mammals can you spot in your outside area?

Spot it! Birds and mammals




Ray Kennedy (rspb-images.com)

House sparrow



Nick Upton (rspb-images.com)

Carrion crow




David Norton (rspb-images.com)

Black-headed gull



Andy Hay (rspb-images.com)

Woodpigeon




Ben Andrew (rspb-images.com)

Starling



Ray Kennedy (rspb-images.com)

Blue tit



Ray Kennedy (rspb-images.com)

Blackbird



Ray Kennedy (rspb-images.com)

Robin



Ben Andrew (rspb-images.com)

Magpie



Ray Kennedy (rspb-images.com)

Song thrush



Ben Hall (rspb-images.com)

Grey squirrel



Ben Hall (rspb-images.com)

Rabbit



Seen something else? Draw it!



The RSPB is a registered charity in England & Wales 207076, Scotland SC037654
040-1-02956-16-17