


# EXPO Proposal

Light Art Installation

By - Max Okst

Art & Architecture | SP23




# Narcissus

For my project, I want to dedicate time to exploring and experimenting with how light travels through mediums other than air. I am looking to investigate how we perceive water and light, and what their relationship can reveal about how light operates in the world around us.

I am looking to evoke a feeling of serenity, bliss, and enchantment, while reconnecting us with water and light's perpetual ritual dance. These two essential elements of life will always be interconnected and interdependent.









Narcissus | Stephen Knapp Research





Narcissus | Initial Exploration






Narcissus | Initial Exploration



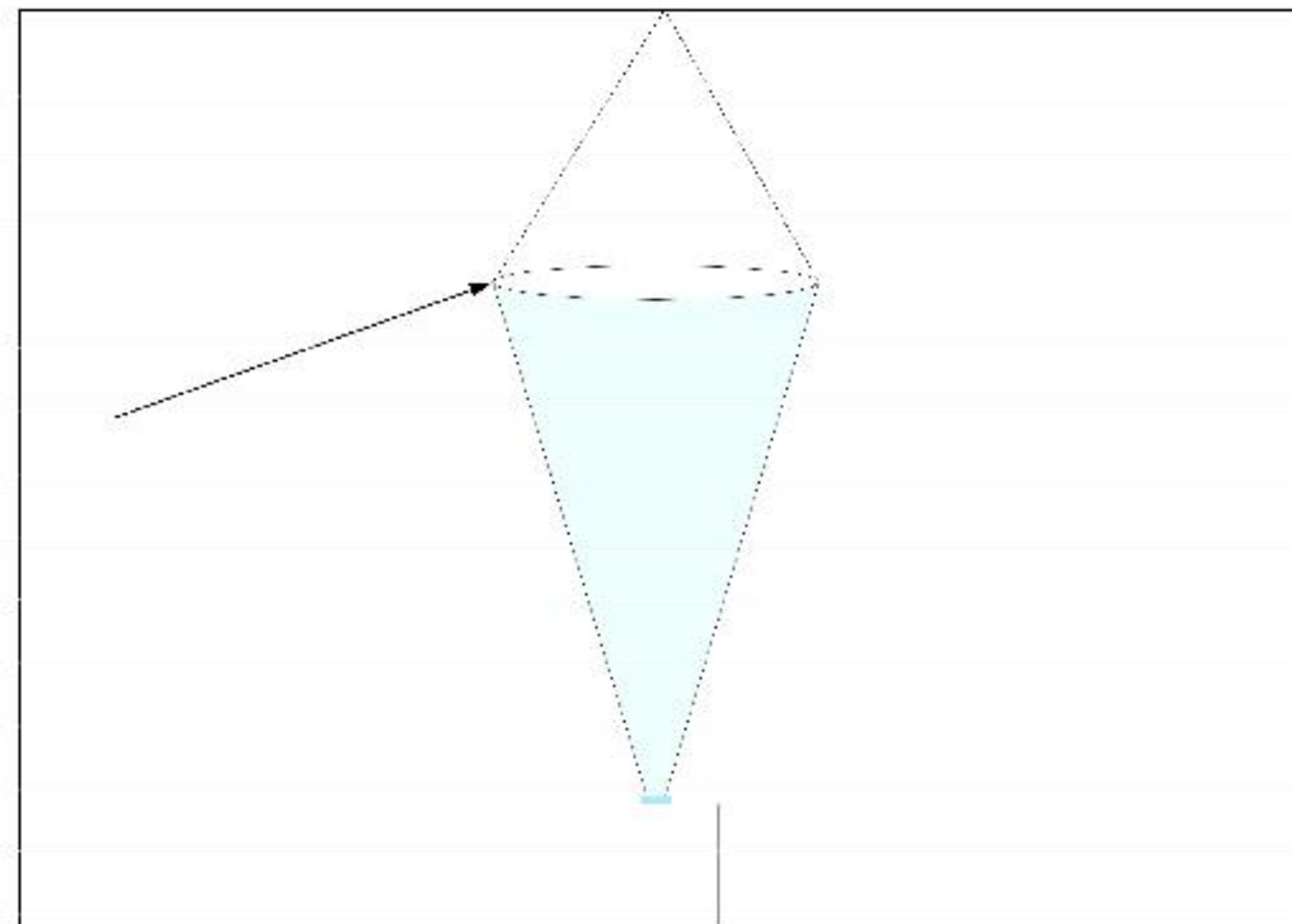

Narcissus | Continued Exploration



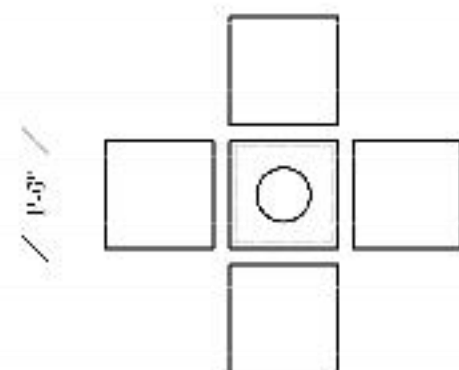


Narcissus | Final Presentation


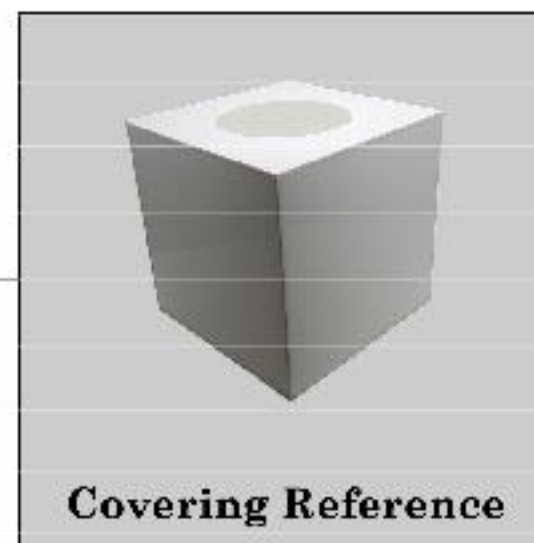




1 **Front View**  
Scale: 1/2" = 1'-0"



2 **Possible Fixture Covering**  
Scale: 3/8" = 1'-0"



**NOTES**

1. THE DESIGNER SHALL BE RESPONSIBLE FOR THE DESIGN OF THE FIXTURE.
2. THE DESIGNER SHALL BE RESPONSIBLE FOR THE DESIGN OF THE FIXTURE.
3. THE DESIGNER SHALL BE RESPONSIBLE FOR THE DESIGN OF THE FIXTURE.
4. THE DESIGNER SHALL BE RESPONSIBLE FOR THE DESIGN OF THE FIXTURE.
5. THE DESIGNER SHALL BE RESPONSIBLE FOR THE DESIGN OF THE FIXTURE.
6. THE DESIGNER SHALL BE RESPONSIBLE FOR THE DESIGN OF THE FIXTURE.
7. THE DESIGNER SHALL BE RESPONSIBLE FOR THE DESIGN OF THE FIXTURE.
8. THE DESIGNER SHALL BE RESPONSIBLE FOR THE DESIGN OF THE FIXTURE.

**REVISIONS**

DATE	REVISION	BY
1/1/2020	1	MAX OKST
1/1/2020	2	MAX OKST
1/1/2020	3	MAX OKST

CalArts EXPO  
May 15, 2020

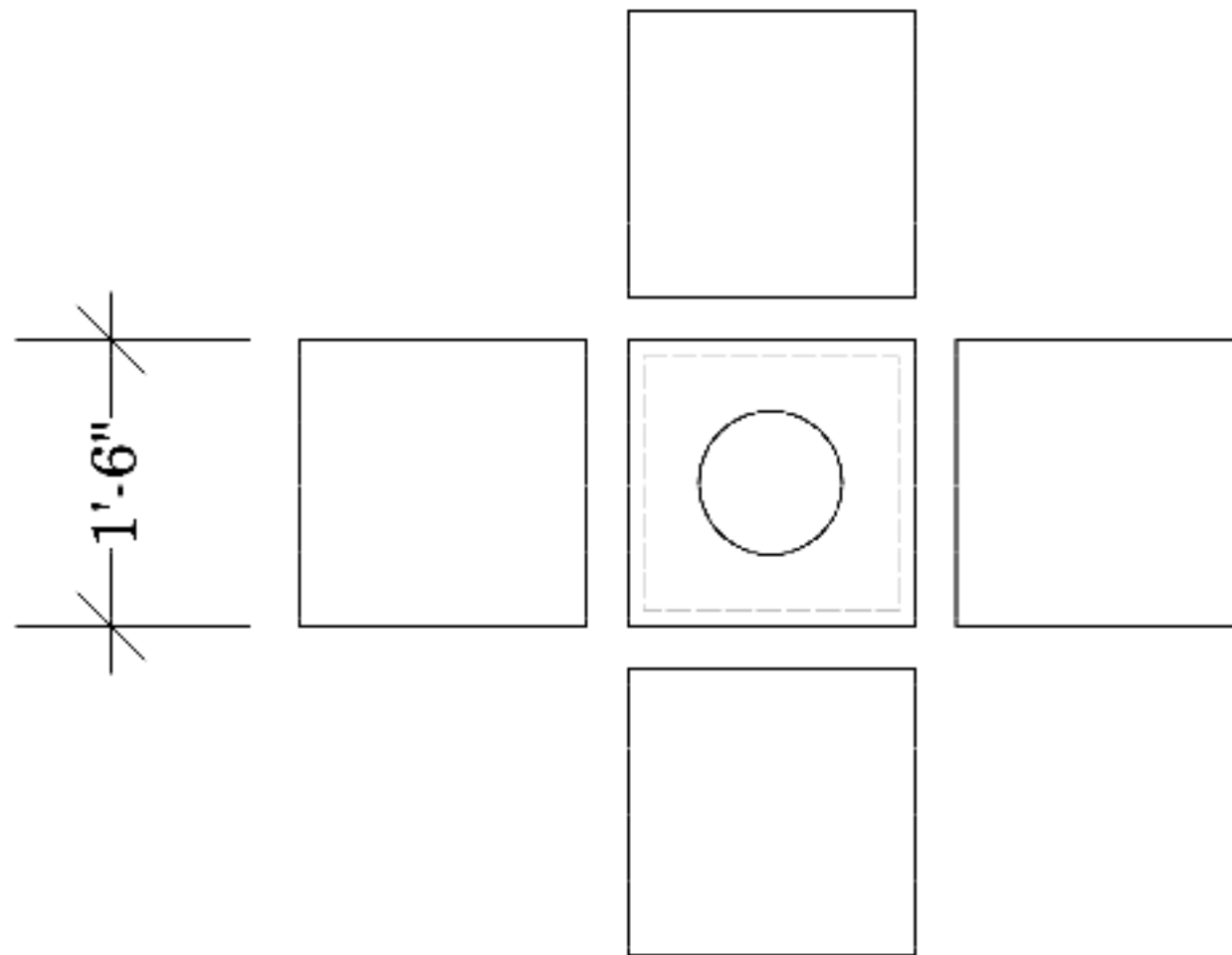


MAX OKST  
CALIFORNIA STATE UNIVERSITY OF ARTS

EXPO PLOT  
VectorWorks

1

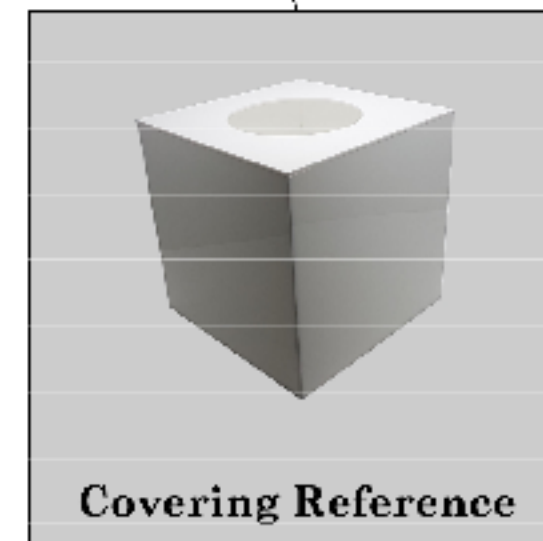
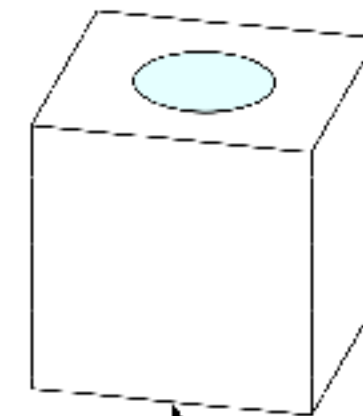




1

## Possible Fixture Covering

Scale: 1" = 1'-0"



### NOTES

- 1. THE COVERING IS TO BE APPLIED TO THE INSIDE OF THE CUBE.
- 2. THE COVERING IS TO BE APPLIED TO THE INSIDE OF THE CUBE.
- 3. THE COVERING IS TO BE APPLIED TO THE INSIDE OF THE CUBE.
- 4. THE COVERING IS TO BE APPLIED TO THE INSIDE OF THE CUBE.
- 5. THE COVERING IS TO BE APPLIED TO THE INSIDE OF THE CUBE.
- 6. THE COVERING IS TO BE APPLIED TO THE INSIDE OF THE CUBE.
- 7. THE COVERING IS TO BE APPLIED TO THE INSIDE OF THE CUBE.
- 8. THE COVERING IS TO BE APPLIED TO THE INSIDE OF THE CUBE.

### REVISIONS

DATE	REVISION	BY
01/01/2020	1	MAX OKST
01/01/2020	2	MAX OKST
01/01/2020	3	MAX OKST
01/01/2020	4	MAX OKST

CalArts EXPO  
May 15, 2020

Cal  
ARTS

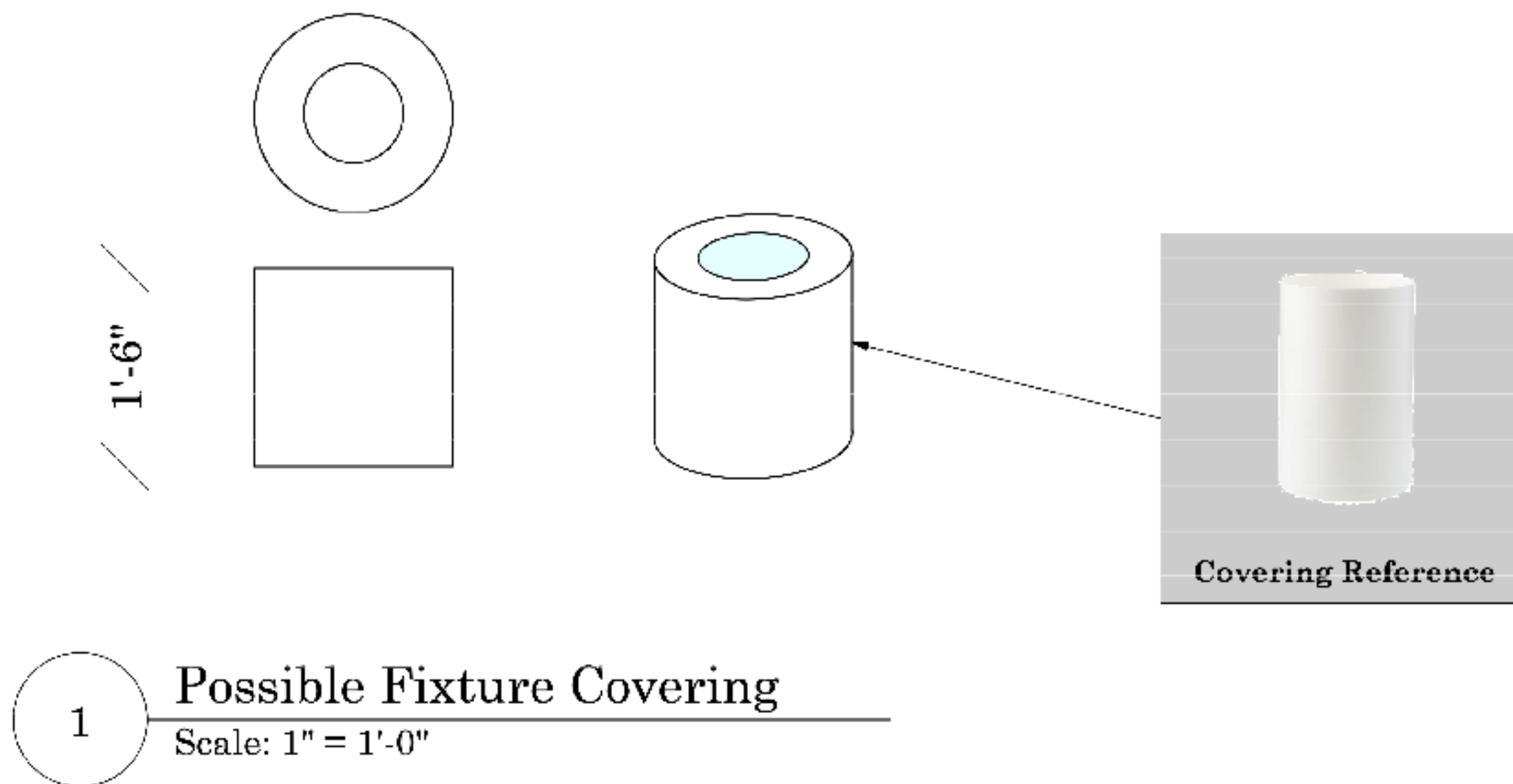
MAX OKST  
LAYOUT DESIGNER

EXPO PLOT

VectorWorks

1





### NOTES

1. THE COVERING SHALL BE A MINIMUM OF 1/2" THICK.
2. THE COVERING SHALL BE A MINIMUM OF 1/2" THICK.
3. THE COVERING SHALL BE A MINIMUM OF 1/2" THICK.
4. THE COVERING SHALL BE A MINIMUM OF 1/2" THICK.
5. THE COVERING SHALL BE A MINIMUM OF 1/2" THICK.
6. THE COVERING SHALL BE A MINIMUM OF 1/2" THICK.
7. THE COVERING SHALL BE A MINIMUM OF 1/2" THICK.
8. THE COVERING SHALL BE A MINIMUM OF 1/2" THICK.

### REVISIONS

DATE	REVISION	BY
01/01/2020	1	MAX OKST
01/01/2020	2	MAX OKST
01/01/2020	3	MAX OKST
01/01/2020	4	MAX OKST

CalArts EXPO  
May 15, 2020

cal  
ARTS

MAX OKST

1/15/2020

EXPO PLOT

VectorWorks