

# Fun Home

Lighting Design II | Design Project | 2020



Professor - Tyler Perry  
Lighting Designer - Max Okst

Fun Home is a show about Alison Bechdel, a lesbian cartoonist, as she remembers her past, and struggles to come to terms with her father's suicide.

We wanted to start in a very thick world of memory and as we move towards the climax of the play, and as Alison's resolve becomes more firm, we move towards clarity.

As we progress towards the end of the play, the light will push in from the exterior world, getting brighter and brighter until we reach Alison's father's death, which should be the brightest moment in this world, and snapping into a cool, calm resolve afterward.

It should show a movement from cloudiness to clarity. The memory world can be described as a discovery, thick, and tense, while present-day can be described as clear, crisp, resolute.



“Did you ever imagine?”





“Where everything turns out all right”

Take advantage of every moment,  
because you may never get a second chance



“A different version”



Fun Home  
Emotional Research  
Max Okst Lighting Design







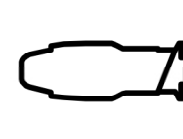



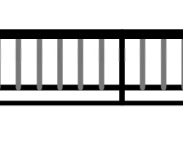
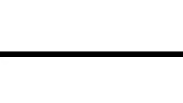



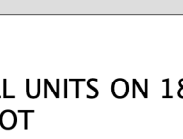
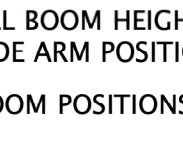
Take advantage of every moment in life, because you may never get a second chance.



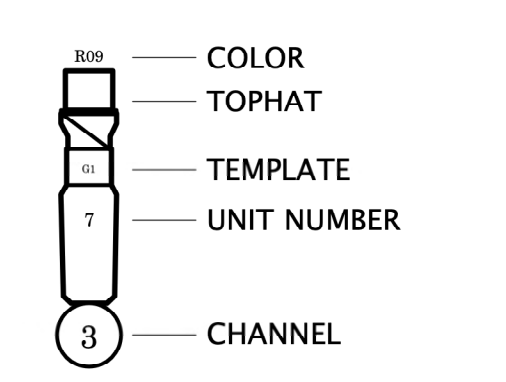
World Of The Play  
Fun Home  
Max Okst



Telephone Wire  
Fun Home  
Max Okst

-  MARTIN MAC ENCORE PERFORMANCE WRM
-  CHAUVET ROUGE R1 WASH
-  ETC LUSTER SERIES 2 19°
-  ETC LUSTER SERIES 2 26°
-  ETC LUSTER SERIES 2 36°
-  SOURCE 4 19° @ 575w
-  SOURCE 4 26° @ 575w
-  SOURCE 4 36° @ 575w
-  SOURCE 4 50° @ 575w
-  PRACTICAL @ 60w
-  BIRDIE MR-16 NSP @ 65w
-  ALTMAN SPECTRA CYC 200
-  MDG ATMOSPHERE HAZE
-  ALTMAN ZIP STRIP @ 750w
-  LYCIAN M2 FOLLOWSPOT

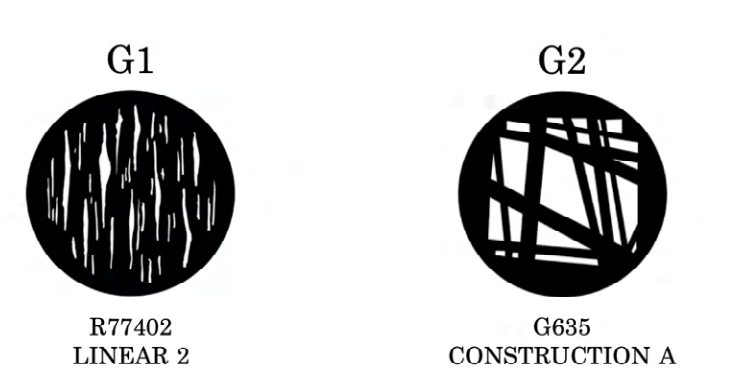
TYPICAL



NOTES

1. ALL UNITS ON 18" CENTERS UNLESS OTHERWISE NOTED ON PLOT
2. ALL TRIMS FROM STAGE DECK (0'-0") TO CENTER OF PIPE
3. ALL BOOM HEIGHTS MEASURED FROM STAGE DECK (0'-0") TO SIDE ARM POSITION
4. BOOM POSITIONS MARKED AS DISTANCE FROM CL
5. DROP COLOR, TEMPLATES, AND ACCESSORIES PRIOR TO FOCUS
6. ALL CHANGES/SUBSTITUTIONS MUST BE APPROVED BY DESIGNER


TEMPLATES



REVISIONS

DATE	CHANGES	WHO
5/6/2020	ROUGH PLOT	MAO
5/13/2020	FINAL PLOT	MAO

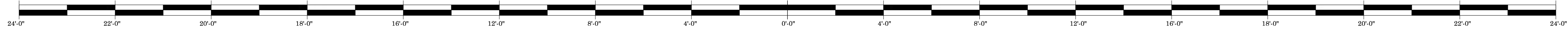
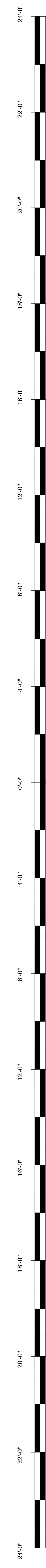

ITHACA COLLEGE THEATRE  
SASSIFRASS STATE THEATRE

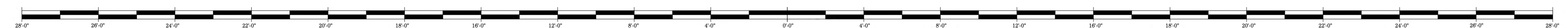
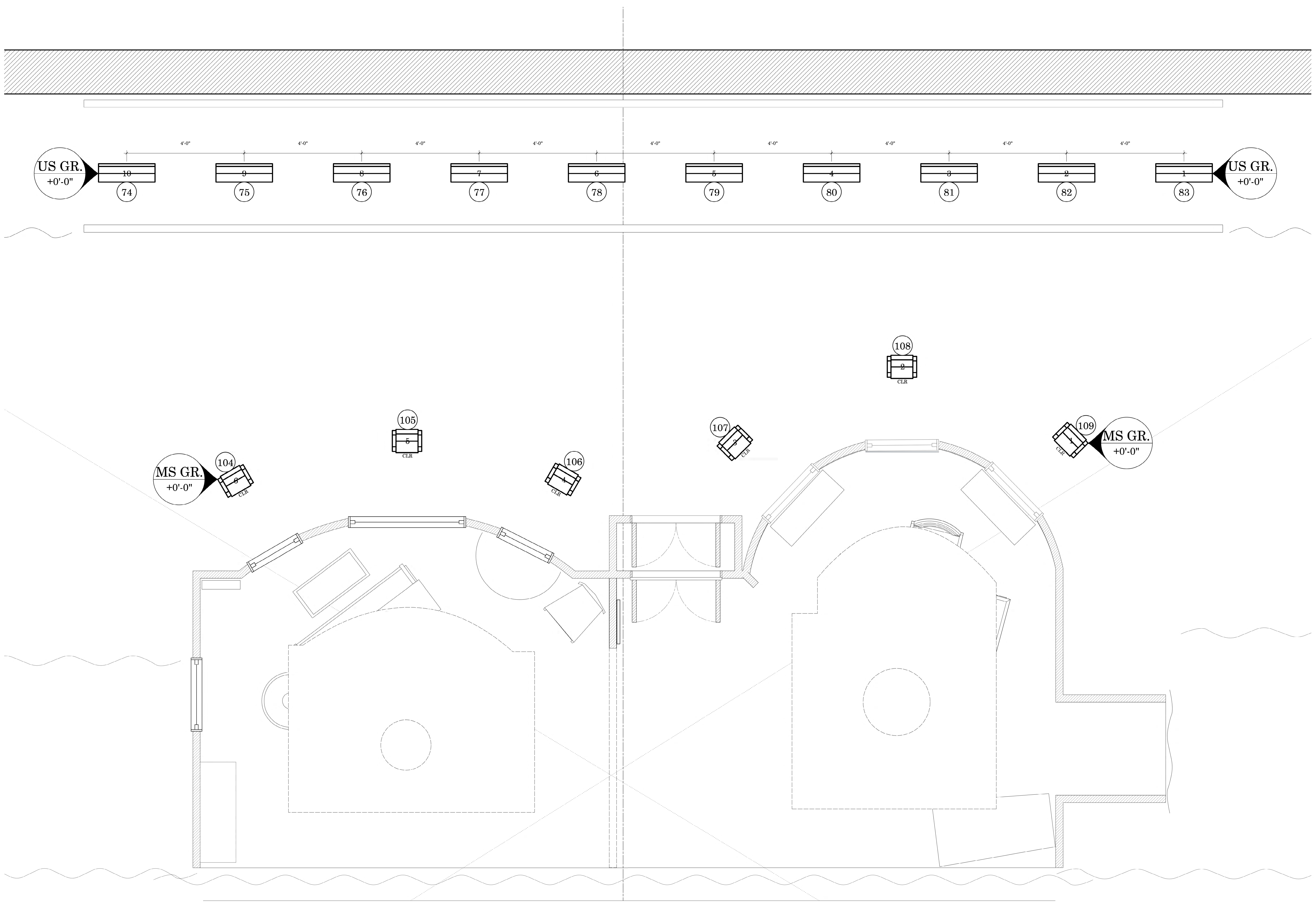
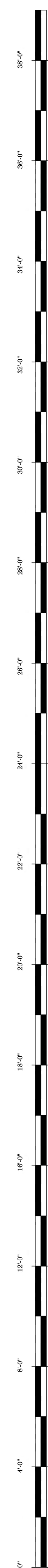


PRODUCER: ITHACA COLLEGE  
DIRECTOR: PORTIA KRIBGER  
SETS: OLIVYA DELUCA  
COSTUMES: TYLER M. PERRY  
SOUND: TYLER M. PERRY  
LIGHTING: MAX OKST

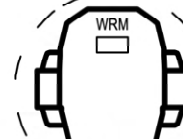







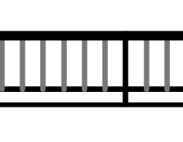




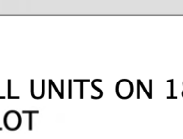
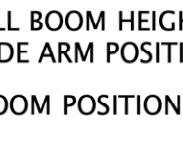
MAX OKST PLATE  
103 OAKES ST. PORT JEFF, NY 11777  
(813) 605-9525 maxokst@gmail.com

LX PLOT 1 OF 3  
1/2" = 1'-0"

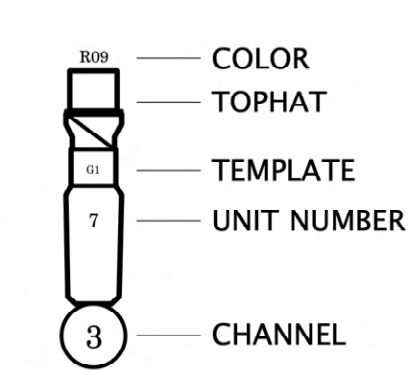




KEY

-  MARTIN MAC ENCORE PERFORMANCE WRM
-  CHAUVET ROUGE R1 WASH
-  ETC LUSTER SERIES 2 19°
-  ETC LUSTER SERIES 2 26°
-  ETC LUSTER SERIES 2 36°
-  SOURCE 4 19° @ 575w
-  SOURCE 4 26° @ 575w
-  SOURCE 4 36° @ 575w
-  SOURCE 4 50° @ 575w
-  PRATICAL @ 60w
-  BIRDIE MR-16 NSP @ 65w
-  ALTMAN SPECTRA CYC 200
-  MDG ATMOSPHERE HAZE
-  ALTMAN ZIP STRIP @ 750w
-  LYCIAN M2 FOLLOWSPOT

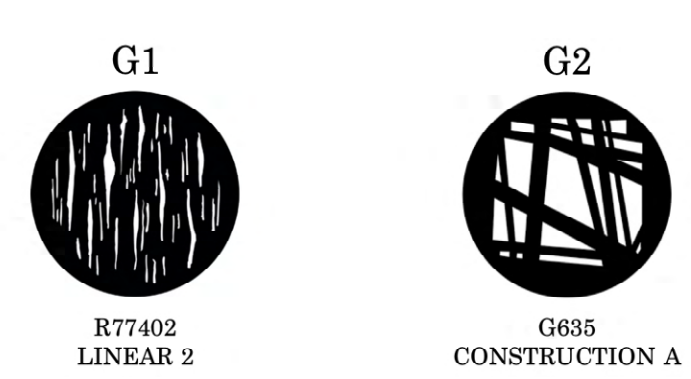
TYPICAL



NOTES

1. ALL UNITS ON 18" CENTERS UNLESS OTHERWISE NOTED ON PLOT
2. ALL TRIMS FROM STAGE DECK (0'-0") TO CENTER OF PIPE
3. ALL BOOM HEIGHTS MEASURED FROM STAGE DECK (0'-0") TO SIDE ARM POSITION
4. BOOM POSITIONS MARKED AS DISTANCE FROM CL
5. DROP COLOR, TEMPLATES, AND ACCESSORIES PRIOR TO FOCUS
6. ALL CHANGES/SUBSTITUTIONS MUST BE APPROVED BY DESIGNER

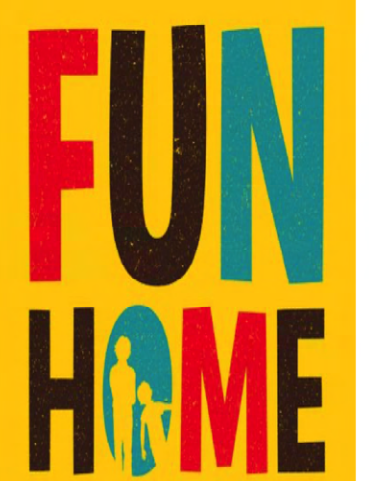
TEMPLATES



REVISIONS

DATE	CHANGES	WHO
5/6/2020	ROUGH PLOT	MAO
5/13/2020	FINAL PLOT	MAO

ITHACA COLLEGE THEATRE  
SASSIFRASS STATE THEATRE



PRODUCER: ITHACA COLLEGE  
DIRECTOR: PORTIA KRIBGER  
SETS: OJIVYA DELUCA  
COSTUMES: TYLER M. PERRY  
SOUND: TYLER M. PERRY  
LIGHTING: MAX OKST

MAX OKST PLATE  
103 OAKES ST. PORT JEFF, NY 11777  
(81) 605-9525 maxokat@gmail.com

GROUND DETAIL **2**  
3/4" = 1'-0" OF 3



**FUN HOME**

Sassafras State Theatre  
312 West 36th St.  
New York, NY

# MAGIC SHEET

**LD: MAX OKST**

103 Oakes St.  
Port Jefferson, NY  
(631) 605-9525

**1**  
ALL

**FRONT**

**2**  
ALL

**TOP**

**3**  
ALL

**SIDE >**

**4**  
ALL

**SIDE <**

**5**  
ALL

**BACK**

**6**  
ALL

**FOOT**

**7**  
ALL

**ROGUE WASH**

**8**  
ALL

**BOX BOOM TONE**

**9**  
ALL

**FLAT FRONT**

**10**  
ALL

**FLAT FRONT**

**11**  
ALL

**TONE**

**12**  
ALL

**BACKLIGHT SUN**

**13**  
ALL

**CYC**

**15**  
ALL

**TOP WINDOW**

**16**  
ALL

**MID WINDOW**

117 - Living Room  
118 - Standing Lamp  
119 - Office  
120 - Desk Lamp  
500 - House

**SPECIALS**

**PALETTES**

**PRESETS**

**G1**  
R77402

**G2**  
G635

**TEMPLATES**



**FUN HOME**

Sassafrass State Theatre  
312 West 36th St.  
New York, NY

# MAGIC SHEET

**LD: MAX OKST**

103 Oakes St.  
Port Jefferson, NY  
(631) 605-9525

17  
ALL

**BOTTOM WINDOW**

18  
ALL

**STUDIO**

19  
ALL

**ENCORE WRM**

20  
ALL

**CAR SPECIALS**

21  
ALL

**SCENIC TONE**

23  
ALL

**SPOTS**

24  
ALL










**HAZE**


























LD: Max Okst  
maxokst@gmail.com  
(631) 605-9525





PE: Tyler M. Perry  
tperry@ithaca.edu  
(607) 274-3573











Channel	Position	U#	Purpose	Inst Type	Load	Accessory	Color	Gobo
(1)	1 FOH	12	DSR Front	ETC Source4 LED2LS 26deg	171w	6.25 in. Top Hat	<input type="radio"/> R132	
(2)	1 FOH	10	DSR Front	ETC Source4 LED2LS 26deg	171w	6.25 in. Top Hat	<input type="radio"/> R132	
(3)	1 FOH	7	DSC Front	ETC Source4 LED2LS 26deg	171w	6.25 in. Top Hat	<input type="radio"/> R132	
(4)	1 FOH	4	DSL Front	ETC Source4 LED2LS 26deg	171w	6.25 in. Top Hat	<input type="radio"/> R132	
(5)	1 FOH	2	DSL Front	ETC Source4 LED2LS 26deg	171w	6.25 in. Top Hat	<input type="radio"/> R132	
(6)	1 FOH	11	USR Front	ETC Source4 LED2LS 26deg	171w	6.25 in. Top Hat	<input type="radio"/> R132	
(7)	1 FOH	9	USR Front	ETC Source4 LED2LS 26deg	171w	6.25 in. Top Hat	<input type="radio"/> R132	
(8)	1 FOH	6	USC Front	ETC Source4 LED2LS 26deg	171w	6.25 in. Top Hat	<input type="radio"/> R132	
(9)	1 FOH	3	USL Front	ETC Source4 LED2LS 26deg	171w	6.25 in. Top Hat	<input type="radio"/> R132	
(10)	1 FOH	1	USL Front	ETC Source4 LED2LS 26deg	171w	6.25 in. Top Hat	<input type="radio"/> R132	
(11)	1 Electric	8	Top SR	S4 50°	575w		<input type="checkbox"/> CLR + R132	
(12)	2 Electric	7	Top SR	S4 50°	575w		<input type="checkbox"/> CLR + R132	
(13)	4 Electric	7	Top SR	S4 50°	575w		<input type="checkbox"/> CLR + R132	
(14)	3 Electric	6	Top SR	S4 50°	575w		<input type="checkbox"/> CLR + R132	
(15)	2 Electric	4	Top C	S4 50°	575w		<input type="checkbox"/> CLR + R132	
(16)	3 Electric	3	Top SR	S4 50°	575w		<input type="checkbox"/> CLR + R132	

Channel	Position	U#	Purpose	Inst Type	Load	Accessory	Color	Gobo
(17)	5 Electric	2	Top SR	S4 50°	575w		 CLR + R132	
(18)	3 Electric	1	Top SR	S4 50°	575w		 CLR + R132	
(19)	1 Electric	2	Top SR	S4 50°	575w		 CLR + R132	
(20)	1 Electric	9	DSR Side ->	S4 36°	575w		 R3408 + R132	
(21)	1 Electric	6	DSR Side <-	S4 36°	575w		 R3408 + R132	
(22)	1 Electric	7	DC Side ->	S4 36°	575w		 R3408 + R132	
(23)	1 Electric	3	DC Side <-	S4 36°	575w		 R3408 + R132	
(24)	1 Electric	4	DSL Side ->	S4 36°	575w		 R3408 + R132	
(25)	1 Electric	1	DSL Side <-	S4 36°	575w		 R3408 + R132	
(26)	2 Electric	8	MSR Side ->	S4 36°	575w		 R3408 + R132	
(27)	2 Electric	5	MSR Side <-	S4 36°	575w		 R3408 + R132	
(28)	2 Electric	6	MC Side ->	S4 36°	575w		 R3408 + R132	
(29)	2 Electric	2	MC Side <-	S4 36°	575w		 R3408 + R132	
(30)	2 Electric	3	MSL Side ->	S4 36°	575w		 R3408 + R132	
(31)	2 Electric	1	MSL Side <-	S4 36°	575w		 R3408 + R132	
(32)	4 Electric	8	USR Side ->	S4 36°	575w		 R3408 + R132	
(33)	4 Electric	5	USR Side <-	S4 36°	575w		 R3408 + R132	
(34)	4 Electric	3	USL Side ->	S4 36°	575w		 R3408 + R132	

Channel	Position	U#	Purpose	Inst Type	Load	Accessory	Color	Gobo
(35)	4 Electric	1	USL Side <-	S4 36°	575w		 R3408 + R132	
(36)	5 Electric	8	Backlight	ETC Source4 LED2LS 26deg	171w			
(37)	5 Electric	7	Backlight	ETC Source4 LED2LS 26deg	171w			
(38)	5 Electric	6	Backlight	ETC Source4 LED2LS 26deg	171w			
(39)	4 Electric	4	Backlight	ETC Source4 LED2LS 26deg	171w			
(40)	5 Electric	4	Backlight	ETC Source4 LED2LS 26deg	171w			
(41)	5 Electric	3	Backlight	ETC Source4 LED2LS 26deg	171w			
(42)	5 Electric	1	Backlight	ETC Source4 LED2LS 26deg	171w			
(43)	DS Trough	A3	Footlight	Altman Zip Strip Cell	750w		 R09	
	DS Trough	B3	Footlight	Altman Zip Strip Cell	750w		 R09	
	DS Trough	C3	Footlight	Altman Zip Strip Cell	750w		 R09	
	DS Trough	D3	Footlight	Altman Zip Strip Cell	750w		 R09	
(44)	DS Trough	A2	Footlight	Altman Zip Strip Cell	750w		 CLR	
	DS Trough	B2	Footlight	Altman Zip Strip Cell	750w		 CLR	
	DS Trough	C2	Footlight	Altman Zip Strip Cell	750w		 CLR	
	DS Trough	D2	Footlight	Altman Zip Strip Cell	750w		 CLR	

Channel	Position	U#	Purpose	Inst Type	Load	Accessory	Color	Gobo
(45)	DS Trough	A1	Footlight	Altman Zip Strip Cell	750w		 L201	
	DS Trough	B1	Footlight	Altman Zip Strip Cell	750w		 L201	
	DS Trough	C1	Footlight	Altman Zip Strip Cell	750w		 L201	
	DS Trough	D1	Footlight	Altman Zip Strip Cell	750w		 L201	
(46)	Balcony	13	Balcony Tone	Chauvet Rogue R1 Wash	161w			
(47)	Balcony	6	Balcony Tone	Chauvet Rogue R1 Wash	161w			
(48)	Box Boom R	1	SR Boom Template	S4 19°	575w	6.25 in. Top Hat	 R3411	 R77402
(49)	Box Boom L	1	SL Boom Template	S4 19°	575w	6.25 in. Top Hat	 G841	 R77402
(50)	Box Boom R	2	SR Boom Template	S4 19°	575w	6.25 in. Top Hat	 R3411	 R77402
(51)	Box Boom L	2	SL Boom Template	S4 19°	575w	6.25 in. Top Hat	 G841	 R77402
(52)	Balcony	18	SR Template W	S4 26°	575w	6.25 in. Top Hat	 R3411	 R77402
(53)	Balcony	12	C Template W	S4 26°	575w	6.25 in. Top Hat	 R3411	 R77402
(54)	Balcony	3	SL Template W	S4 26°	575w	6.25 in. Top Hat	 R3411	 R77402
(55)	Balcony	16	SR Template C	S4 26°	575w	6.25 in. Top Hat	 G841	 R77402
(56)	Balcony	7	C Template C	S4 26°	575w	6.25 in. Top Hat	 G841	 R77402
(57)	Balcony	1	SL Template C	S4 26°	575w	6.25 in. Top Hat	 G841	 R77402
(58)	Balcony	17	SR Tone	S4 26°	575w	6.25 in. Top Hat	 G540	

Channel	Position	U#	Purpose	Inst Type	Load	Accessory	Color	Gobo
(59)	Balcony	14	SR Tone	S4 26°	575w	6.25 in. Top Hat	 G540	
(60)	Balcony	11	C Tone	S4 26°	575w	6.25 in. Top Hat	 G540	
(61)	Balcony	8	C Tone	S4 26°	575w	6.25 in. Top Hat	 G540	
(62)	Balcony	5	SL Tone	S4 26°	575w	6.25 in. Top Hat	 G540	
(63)	Balcony	2	SL Tone	S4 26°	575w	6.25 in. Top Hat	 G540	
(64)	7 Electric	10	Top Cyc	Altman Spectra Cyc 200	200w			
(65)	7 Electric	9	Top Cyc	Spectra Cyc 200	200w			
(66)	7 Electric	8	Top Cyc	Spectra Cyc 200	200w			
(67)	7 Electric	7	Top Cyc	Spectra Cyc 200	200w			
(68)	7 Electric	6	Top Cyc	Spectra Cyc 200	200w			
(69)	7 Electric	5	Top Cyc	Spectra Cyc 200	200w			
(70)	7 Electric	4	Top Cyc	Spectra Cyc 200	200w			
(71)	7 Electric	3	Top Cyc	Spectra Cyc 200	200w			
(72)	7 Electric	2	Top Cyc	Spectra Cyc 200	200w			
(73)	7 Electric	1	Top Cyc	Spectra Cyc 200	200w			
(74)	US Ground	10	Bottom Cyc	Altman Spectra Cyc 200	200w			
(75)	US Ground	9	Bottom Cyc	Altman Spectra Cyc 200	200w			








Channel	Position	U#	Purpose	Inst Type	Load	Accessory	Color	Gobo
(76)	US Ground	8	Bottom Cyc	Altman Spectra Cyc 200	200w			
(77)	US Ground	7	Bottom Cyc	Altman Spectra Cyc 200	200w			
(78)	US Ground	6	Bottom Cyc	Altman Spectra Cyc 200	200w			
(79)	US Ground	5	Bottom Cyc	Altman Spectra Cyc 200	200w			
(80)	US Ground	4	Bottom Cyc	Altman Spectra Cyc 200	200w			
(81)	US Ground	3	Bottom Cyc	Altman Spectra Cyc 200	200w			
(82)	US Ground	2	Bottom Cyc	Altman Spectra Cyc 200	200w			
(83)	US Ground	1	Bottom Cyc	Altman Spectra Cyc 200	200w			
(84)	6 Electric	13	SR Sun Special	S4 36°	575w		 R3206 + R132	
(85)	6 Electric	11	SR Sun Special	S4 36°	575w		 R3206 + R132	
(86)	6 Electric	9	SR Sun Special	S4 36°	575w		 R3206 + R132	
(87)	6 Electric	7	C Sun Special	S4 36°	575w		 R3206 + R132	
(88)	6 Electric	5	SL Sun Special	S4 36°	575w		 R3206 + R132	
(89)	6 Electric	3	SL Sun Special	S4 36°	575w		 R3206 + R132	
(90)	6 Electric	1	SL Sun Special	S4 36°	575w		 R3206 + R132	
(91)	6 Electric	14	Top Window Special	ETC Source4 LED2LS 36deg	171w		 R132	
(92)	6 Electric	12	Top Window Special	ETC Source4 LED2LS 36deg	171w		 R132	
(93)	6 Electric	10	Top Window Special	ETC Source4 LED2LS 36deg	171w		 R132	

Channel	Position	U#	Purpose	Inst Type	Load	Accessory	Color	Gobo
(94)	6 Electric	8	Top Window Special	ETC Source4 LED2LS 36deg	171w		<input type="radio"/> R132	
(95)	6 Electric	6	Top Window Special	ETC Source4 LED2LS 36deg	171w		<input type="radio"/> R132	
(96)	6 Electric	4	Top Window Special	ETC Source4 LED2LS 36deg	171w		<input type="radio"/> R132	
(97)	6 Electric	2	Top Window Special	ETC Source4 LED2LS 36deg	171w		<input type="radio"/> R132	
(98)	1 Boom SR	1	Mid Window Special	ETC Source4 LED2LS 26deg	171w			
(99)	1 Boom SR	2	Mid Window Special	ETC Source4 LED2LS 26deg	171w			
(100)	1 Boom SR	3	Mid Window Special	ETC Source4 LED2LS 26deg	171w			
(101)	1 Boom SL	1	Mid Window Special	ETC Source4 LED2LS 26deg	171w			
(102)	1 Boom SL	2	Mid Window Special	ETC Source4 LED2LS 26deg	171w			
(103)	1 Boom SL	3	Mid Window Special	ETC Source4 LED2LS 26deg	171w			
(104)	MS Ground	6	Bottom Window Special	Altman Ground Cyc 1 Cell	1kW		<input type="radio"/> CLR	
(105)	MS Ground	5	Bottom Window Special	Altman Ground Cyc 1 Cell	1kW		<input type="radio"/> CLR	
(106)	MS Ground	4	Bottom Window Special	Altman Ground Cyc 1 Cell	1kW		<input type="radio"/> CLR	
(107)	MS Ground	3	Bottom Window Special	Altman Ground Cyc 1 Cell	1kW		<input type="radio"/> CLR	
(108)	MS Ground	2	Bottom Window Special	Altman Ground Cyc 1 Cell	1kW		<input type="radio"/> CLR	
(109)	MS Ground	1	Bottom Window Special	Altman Ground Cyc 1 Cell	1kW		<input type="radio"/> CLR	
(110)	1 FOH	8	Studio Front R	S4 26°	575w	6.25 in. Top Hat	<input type="radio"/> CLR	
(111)	1 FOH	5	Studio Front L	S4 26°	575w	6.25 in. Top Hat	<input type="radio"/> CLR	



Channel	Position	U#	Purpose	Inst Type	Load	Accessory	Color	Gobo
(112)	1 Electric	5	Center Wagon Special	Martin MAC Encore Performance WRM	596w			
(113)	5 Electric	5	Center Wagon Back	Martin MAC Encore Performance WRM	596w			
(114)	Balcony	15	Center Wagon Special	Martin MAC Encore Performance WRM	596w			
(115)	Balcony	10	Center Wagon Special	Martin MAC Encore Performance WRM	596w			
(116)	Balcony	4	Center Wagon Special	Martin MAC Encore Performance WRM	596w			
(117)	Scenic	3	Living Room Chandelier	Practical	60w			
(118)	Scenic	4	Side Table Lamp	Practical	60w			
(119)	Scenic	1	Office Chandelier	Practical	60w			
(120)	Scenic	2	Desk Lamp	Practical	60w			
(121)	DS Trough	2	Car Dashboard	USITT PAR MR-16 Birdie-NSP	65w		☐ CLR	
(122)	DS Trough	1	Car Dashboard	USITT PAR MR-16 Birdie-NSP	65w		☐ CLR	
(123)	3 Electric	7	Scenic Tone	S4 36°	575w		● L243	⊗ G635
(124)	4 Electric	6	Scenic Tone	S4 36°	575w		● L243	⊗ G635
(125)	3 Electric	5	Scenic Tone	S4 36°	575w		● L243	⊗ G635
(126)	4 Electric	2	Scenic Tone	S4 36°	575w		● L243	⊗ G635
(127)	3 Electric	2	Scenic Tone	S4 36°	575w		● L243	⊗ G635

# Channel Hookup

Channel	Position	U#	Purpose	Inst Type	Load	Accessory	Color	Gobo
(128)	3 Electric	4	Car Special	Beam Projector 12"	1kW		 L201	
(129)	Balcony	9	Stoplight	ETC Source4 LED2LS 26deg	171w	6.25 in. Top Hat	 R132	
(130)	Spot Booth	3	Spotlight	Spotlight VD 12 M CR	1.2kW		 R09 +  L201 + R3204	
(131)	Spot Booth	2	Spotlight	Spotlight VD 12 M CR	1.2kW		 R09 +  L201 + R3204	
(132)	Spot Booth	1	Spotlight	Spotlight VD 12 M CR	1.2kW		 R09 +  L201 + R3204	
(133)	Midrail	2	Haze	MDG ATMe	715w			
(134)	Midrail	1	Haze	MDG ATMe	715w			

LD: Max Okst  
maxokst@gmail.com  
(631) 605-9525

MO FH LW.lw6  
PE: Tyler M. Perry  
tperry@ithaca.edu  
(607) 274-3573

---





## TABLE OF CONTENTS

Box Boom R .....	1	6 Electric .....	8
Box Boom L .....	1	7 Electric .....	9
Balcony .....	2	DS Trough .....	10
1 FOH .....	3	MS Ground .....	11
1 Electric .....	4	US Ground .....	12
2 Electric .....	5	1 Boom SR .....	12
3 Electric .....	5	1 Boom SL .....	13
4 Electric .....	6	Spot Booth .....	13
5 Electric .....	7	Scenic .....	13
		Midrail .....	14



LD: Max Okst  
maxokst@gmail.com  
(631) 605-9525

MO FH LW.lw6  
PE: Tyler M. Perry  
tperry@ithaca.edu  
(607) 274-3573

## Box Boom R

U#	Chan	Purpose	Inst Type & Load	Color	Accessory	Gobo
1	(48)	SR Boom Template	S4 19° 575w	 R3411	6.25 in. Top Hat	 R77402
2	(50)	SR Boom Template	S4 19° 575w	 R3411	6.25 in. Top Hat	 R77402

## Box Boom L

U#	Chan	Purpose	Inst Type & Load	Color	Accessory	Gobo
1	(49)	SL Boom Template	S4 19° 575w	 G841	6.25 in. Top Hat	 R77402
2	(51)	SL Boom Template	S4 19° 575w	 G841	6.25 in. Top Hat	 R77402








## Balcony

U#	Chan	Purpose	Inst Type & Load	Color	Accessory	Gobo
1	(57)	SL Template C	S4 26° 575w	 G841	6.25 in. Top Hat	 R77402
2	(63)	SL Tone	S4 26° 575w	 G540	6.25 in. Top Hat	
3	(54)	SL Template W	S4 26° 575w	 R3411	6.25 in. Top Hat	 R77402
4	(116)	Center Wagon Special	Martin MAC Encore Performance WRM 596w			
5	(62)	SL Tone	S4 26° 575w	 G540	6.25 in. Top Hat	
6	(47)	Balcony Tone	Chauvet Rogue R1 Wash 161w			
7	(56)	C Template C	S4 26° 575w	 G841	6.25 in. Top Hat	 R77402
8	(61)	C Tone	S4 26° 575w	 G540	6.25 in. Top Hat	
9	(129)	Stoplight	ETC Source4 LED2LS 26deg 171w	 R132	6.25 in. Top Hat	
10	(115)	Center Wagon Special	Martin MAC Encore Performance WRM 596w			
11	(60)	C Tone	S4 26° 575w	 G540	6.25 in. Top Hat	
12	(53)	C Template W	S4 26° 575w	 R3411	6.25 in. Top Hat	 R77402
13	(46)	Balcony Tone	Chauvet Rogue R1 Wash 161w			
14	(59)	SR Tone	S4 26° 575w	 G540	6.25 in. Top Hat	
15	(114)	Center Wagon Special	Martin MAC Encore Performance WRM 596w			
16	(55)	SR Template C	S4 26° 575w	 G841	6.25 in. Top Hat	 R77402
17	(58)	SR Tone	S4 26° 575w	 G540	6.25 in. Top Hat	
18	(52)	SR Template W	S4 26° 575w	 R3411	6.25 in. Top Hat	 R77402









## 1 FOH

U#	Chan	Purpose	Inst Type & Load	Color	Accessory	Gobo
1	(10)	USL Front	ETC Source4 LED2LS 26deg 171w	<input type="radio"/> R132	6.25 in. Top Hat	
2	(5)	DSL Front	ETC Source4 LED2LS 26deg 171w	<input type="radio"/> R132	6.25 in. Top Hat	
3	(9)	USL Front	ETC Source4 LED2LS 26deg 171w	<input type="radio"/> R132	6.25 in. Top Hat	
4	(4)	DSL Front	ETC Source4 LED2LS 26deg 171w	<input type="radio"/> R132	6.25 in. Top Hat	
5	(111)	Studio Front L	S4 26° 575w	<input type="radio"/> CLR	6.25 in. Top Hat	
6	(8)	USC Front	ETC Source4 LED2LS 26deg 171w	<input type="radio"/> R132	6.25 in. Top Hat	
7	(3)	DSC Front	ETC Source4 LED2LS 26deg 171w	<input type="radio"/> R132	6.25 in. Top Hat	
8	(110)	Studio Front R	S4 26° 575w	<input type="radio"/> CLR	6.25 in. Top Hat	
9	(7)	USR Front	ETC Source4 LED2LS 26deg 171w	<input type="radio"/> R132	6.25 in. Top Hat	
10	(2)	DSR Front	ETC Source4 LED2LS 26deg 171w	<input type="radio"/> R132	6.25 in. Top Hat	
11	(6)	USR Front	ETC Source4 LED2LS 26deg 171w	<input type="radio"/> R132	6.25 in. Top Hat	
12	(1)	DSR Front	ETC Source4 LED2LS 26deg 171w	<input type="radio"/> R132	6.25 in. Top Hat	











## 1 Electric

U#	Chan	Purpose	Inst Type & Load	Color	Accessory	Gobo
1	(25)	DSL Side <-	S4 36° 575w	 R3408	+ R132	
2	(19)	Top SR	S4 50° 575w	 CLR +	R132	
3	(23)	DC Side <-	S4 36° 575w	 R3408	+ R132	
4	(24)	DSL Side ->	S4 36° 575w	 R3408	+ R132	
5	(112)	Center Wagon Special	Martin MAC Encore Performance WRM 596w			
6	(21)	DSR Side <-	S4 36° 575w	 R3408	+ R132	
7	(22)	DC Side ->	S4 36° 575w	 R3408	+ R132	
8	(11)	Top SR	S4 50° 575w	 CLR +	R132	
9	(20)	DSR Side ->	S4 36° 575w	 R3408	+ R132	

## 2 Electric










U#	Chan	Purpose	Inst Type & Load	Color	Accessory	Gobo
1	(31)	MSL Side <-	S4 36° 575w	 R3408	+ R132	
2	(29)	MC Side <-	S4 36° 575w	 R3408	+ R132	
3	(30)	MSL Side ->	S4 36° 575w	 R3408	+ R132	
4	(15)	Top C	S4 50° 575w	 CLR +	R132	
5	(27)	MSR Side <-	S4 36° 575w	 R3408	+ R132	
6	(28)	MC Side ->	S4 36° 575w	 R3408	+ R132	
7	(12)	Top SR	S4 50° 575w	 CLR +	R132	
8	(26)	MSR Side ->	S4 36° 575w	 R3408	+ R132	

## 3 Electric

U#	Chan	Purpose	Inst Type & Load	Color	Accessory	Gobo
1	(18)	Top SR	S4 50° 575w	 CLR +	R132	
2	(127)	Scenic Tone	S4 36° 575w	 L243		 G635
3	(16)	Top SR	S4 50° 575w	 CLR +	R132	
4	(128)	Car Special	Beam Projector 12" 1kW	 L201		
5	(125)	Scenic Tone	S4 36° 575w	 L243		 G635
6	(14)	Top SR	S4 50° 575w	 CLR +	R132	
7	(123)	Scenic Tone	S4 36° 575w	 L243		 G635








## 4 Electric

U#	Chan	Purpose	Inst Type & Load	Color	Accessory	Gobo
1	(35)	USL Side <-	S4 36° 575w	 R3408 + R132		
2	(126)	Scenic Tone	S4 36° 575w	 L243		 G635
3	(34)	USL Side ->	S4 36° 575w	 R3408 + R132		
4	(39)	Backlight	ETC Source4 LED2LS 26deg 171w			
5	(33)	USR Side <-	S4 36° 575w	 R3408 + R132		
6	(124)	Scenic Tone	S4 36° 575w	 L243		 G635
7	(13)	Top SR	S4 50° 575w	 CLR + R132		
8	(32)	USR Side ->	S4 36° 575w	 R3408 + R132		

## 5 Electric

U#	Chan	Purpose	Inst Type & Load	Color	Accessory	Gobo
1	(42)	Backlight	ETC Source4 LED2LS 26deg 171w			
2	(17)	Top SR	S4 50° 575w	 CLR +		
					R132	
3	(41)	Backlight	ETC Source4 LED2LS 26deg 171w			
4	(40)	Backlight	ETC Source4 LED2LS 26deg 171w			
5	(113)	Center Wagon Back	Martin MAC Encore Performance WRM 596w			
6	(38)	Backlight	ETC Source4 LED2LS 26deg 171w			
7	(37)	Backlight	ETC Source4 LED2LS 26deg 171w			
8	(36)	Backlight	ETC Source4 LED2LS 26deg 171w			















## 6 Electric

U#	Chan	Purpose	Inst Type & Load	Color	Accessory	Gobo
1	(90)	SL Sun Special	S4 36° 575w	 R3206 + R132		
2	(97)	Top Window Special	ETC Source4 LED2LS 36deg 171w	 R132		
3	(89)	SL Sun Special	S4 36° 575w	 R3206 + R132		
4	(96)	Top Window Special	ETC Source4 LED2LS 36deg 171w	 R132		
5	(88)	SL Sun Special	S4 36° 575w	 R3206 + R132		
6	(95)	Top Window Special	ETC Source4 LED2LS 36deg 171w	 R132		
7	(87)	C Sun Special	S4 36° 575w	 R3206 + R132		
8	(94)	Top Window Special	ETC Source4 LED2LS 36deg 171w	 R132		
9	(86)	SR Sun Special	S4 36° 575w	 R3206 + R132		
10	(93)	Top Window Special	ETC Source4 LED2LS 36deg 171w	 R132		
11	(85)	SR Sun Special	S4 36° 575w	 R3206 + R132		
12	(92)	Top Window Special	ETC Source4 LED2LS 36deg 171w	 R132		
13	(84)	SR Sun Special	S4 36° 575w	 R3206 + R132		
14	(91)	Top Window Special	ETC Source4 LED2LS 36deg 171w	 R132		

## 7 Electric

U#	Chan	Purpose	Inst Type & Load	Color	Accessory	Gobo
1	(73)	Top Cyc	Spectra Cyc 200 200w			
2	(72)	Top Cyc	Spectra Cyc 200 200w			
3	(71)	Top Cyc	Spectra Cyc 200 200w			
4	(70)	Top Cyc	Spectra Cyc 200 200w			
5	(69)	Top Cyc	Spectra Cyc 200 200w			
6	(68)	Top Cyc	Spectra Cyc 200 200w			
7	(67)	Top Cyc	Spectra Cyc 200 200w			
8	(66)	Top Cyc	Spectra Cyc 200 200w			
9	(65)	Top Cyc	Spectra Cyc 200 200w			
10	(64)	Top Cyc	Altman Spectra Cyc 200 200w			

## DS Trough

U#	Chan	Purpose	Inst Type & Load	Color	Accessory	Gobo
1	(122)	Car Dashboard	USITT PAR MR-16 Birdie-NSP 65w	 CLR		
2	(121)	Car Dashboard	USITT PAR MR-16 Birdie-NSP 65w	 CLR		
A1	(45)	Footlight	Altman Zip Strip Cell 750w	 L201		
A2	(44)	Footlight	Altman Zip Strip Cell 750w	 CLR		
A3	(43)	Footlight	Altman Zip Strip Cell 750w	 R09		
B1	(45)	Footlight	Altman Zip Strip Cell 750w	 L201		
B2	(44)	Footlight	Altman Zip Strip Cell 750w	 CLR		
B3	(43)	Footlight	Altman Zip Strip Cell 750w	 R09		
C1	(45)	Footlight	Altman Zip Strip Cell 750w	 L201		
C2	(44)	Footlight	Altman Zip Strip Cell 750w	 CLR		
C3	(43)	Footlight	Altman Zip Strip Cell 750w	 R09		
D1	(45)	Footlight	Altman Zip Strip Cell 750w	 L201		
D2	(44)	Footlight	Altman Zip Strip Cell 750w	 CLR		
D3	(43)	Footlight	Altman Zip Strip Cell 750w	 R09		

MS Ground

U#	Chan	Purpose	Inst Type & Load	Color	Accessory	Gobo
1	(109)	Bottom Window Special	Altman Ground Cyc 1 Cell 1kW	<input type="radio"/> CLR		
2	(108)	Bottom Window Special	Altman Ground Cyc 1 Cell 1kW	<input type="radio"/> CLR		
3	(107)	Bottom Window Special	Altman Ground Cyc 1 Cell 1kW	<input type="radio"/> CLR		
4	(106)	Bottom Window Special	Altman Ground Cyc 1 Cell 1kW	<input type="radio"/> CLR		
5	(105)	Bottom Window Special	Altman Ground Cyc 1 Cell 1kW	<input type="radio"/> CLR		
6	(104)	Bottom Window Special	Altman Ground Cyc 1 Cell 1kW	<input type="radio"/> CLR		

## US Ground

U#	Chan	Purpose	Inst Type & Load	Color	Accessory	Gobo
1	(83)	Bottom Cyc	Altman Spectra Cyc 200 200w			
2	(82)	Bottom Cyc	Altman Spectra Cyc 200 200w			
3	(81)	Bottom Cyc	Altman Spectra Cyc 200 200w			
4	(80)	Bottom Cyc	Altman Spectra Cyc 200 200w			
5	(79)	Bottom Cyc	Altman Spectra Cyc 200 200w			
6	(78)	Bottom Cyc	Altman Spectra Cyc 200 200w			
7	(77)	Bottom Cyc	Altman Spectra Cyc 200 200w			
8	(76)	Bottom Cyc	Altman Spectra Cyc 200 200w			
9	(75)	Bottom Cyc	Altman Spectra Cyc 200 200w			
10	(74)	Bottom Cyc	Altman Spectra Cyc 200 200w			

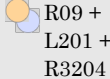
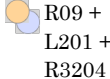

## 1 Boom SR

U#	Chan	Purpose	Inst Type & Load	Color	Accessory	Gobo
1	(98)	Mid Window Special	ETC Source4 LED2LS 26deg 171w			
2	(99)	Mid Window Special	ETC Source4 LED2LS 26deg 171w			
3	(100)	Mid Window Special	ETC Source4 LED2LS 26deg 171w			

## 1 Boom SL

U#	Chan	Purpose	Inst Type & Load	Color	Accessory	Gobo
1	(101)	Mid Window Special	ETC Source4 LED2LS 26deg 171w			
2	(102)	Mid Window Special	ETC Source4 LED2LS 26deg 171w			
3	(103)	Mid Window Special	ETC Source4 LED2LS 26deg 171w			

## Spot Booth

U#	Chan	Purpose	Inst Type & Load	Color	Accessory	Gobo
1	(132)	Spotlight	Spotlight VD 12 M CR 1.2kW			
2	(131)	Spotlight	Spotlight VD 12 M CR 1.2kW			
3	(130)	Spotlight	Spotlight VD 12 M CR 1.2kW			

## Scenic

U#	Chan	Purpose	Inst Type & Load	Color	Accessory	Gobo
1	(119)	Office Chandelier	Practical 60w			
2	(120)	Desk Lamp	Practical 60w			
3	(117)	Living Room Chandelier	Practical 60w			
4	(118)	Side Table Lamp	Practical 60w			



### Midrail

U#	Chan	Purpose	Inst Type & Load	Color	Accessory	Gobo
1	(134)	Haze	MDG ATMe 715w			
2	(133)	Haze	MDG ATMe 715w			



---

Venue: Sassafrass State Theatre  
867 State Theatre Street  
Sassafrass, NY +

---

Lighting Designer: Max Okst  
(631) 605-9525  
mokst@ithaca.edu

Associate Designer: Steve TenEyck  
(607) 208-3573  
steneck@ithaca.edu

Assistant Designer: Tyler Perry  
(401) 648-1594  
tperry@ithaca.edu

---

Shop Prep: April 27, 2020  
Load In: May 1, 2020  
Tech: May 5, 2020  
Opening: May 13, 2020  
Closing: May 14, 2020

---

*This order documents equipment used in a lighting design that is wholly owned by Max Okst. Any use or distribution of this document, or the drawings it describes, other than as required for producing of the Sassafrass State Theatre's production of Fun Home, is explicitly prohibited and is a violation of copyright laws in the U.S. and internationally. Any unauthorized distribution or use will result in legal action on behalf of the designer. This document, and the lighting design itself, is copyright 2020 Max Okst. All rights reserved.*

---

---

**DISCLAIMERS**

---

- All materials and construction must comply with the most stringent applicable national and local fire and safety codes. All drawing and this order represent visual concepts and construction suggestions only. The designer is unqualified to determine the structural appropriateness of this design and will not be responsible for improper engineering, construction, handling or use of the lighting equipment.
- Substitutions or alterations in material or methods must be approved by the designer.
- Any revisions or substitutions must be fully disclosed at time of bid.
- Supplier assumes responsibility for any additional materials that are required on site due to rental shop oversight or error.
- Entire package is to be made ready and is to include all connectors, cables, controls, frames, etc. so as to comprise a complete working system.

---

**GENERAL NOTES**

---

- All units to be supplied with appropriate lamp, gel frame, hanging hardware, and safety cable
  - All gel frames should be painted **flat black** unless otherwise noted.
  - All hanging hardware, trussing, iron, and safety equipment should be painted flat black unless otherwise noted.
  - All gel frames should be painted **flat black** unless otherwise noted.
  - Provide spare lamps for each type of unit.
  - All hardware, perishables, cable length and power distribution requirements as per Production Electrician.
  - All moving light templates to be loaded in shop.
  - Any italicized footers are notes for the previously described section
-

Total	Type	Lens	Need	Spare	Price
-------	------	------	------	-------	-------

**AUTOMATED FIXTURES**

5	Martin MAC Encore Performance WRM		5	0	\$	750.00
2	Chauvet Rogue R1 Wash		2	0	\$	200.00

*Supply all necessary control and data distribution, cables, repeaters required to comprise a fully working system.*

*All moving lights to be same generation with same and most updated software.*

*All moving lights, hardware and rigging must be painted flat black.*

*All units to be prepped by shop including loading of all custom gobo and template loads.*

*Moving lights are to match in intensity, color temperature and have a flat field balanced by shop.*

*All power distribution shall be supplied by lighting shop.*

**LED FIXTURES**

24	ETC Lustr Series 2	26°	24	0	\$	1,200.00
7	ETC Lustr Series 2	36°	7	0	\$	350.00
20	Altman Spectra Cyc 200		20	0	\$	600.00

*All fixtures must be same generation, color matched by shop with the same and most updated software version.*

*Supply all necessary control and data distribution, cable and power supplies required to comprise a fully working system*

**CONVENTIONAL FIXTURES**

4	ETC Source Four ERS @ 575w	19°	4	0	\$	80.00
14	ETC Source Four ERS @ 575w	26°	14	0	\$	280.00
28	ETC Source Four ERS @ 575w	36°	28	0	\$	560.00
9	ETC Source Four ERS @ 575w	50°	9	0	\$	180.00
4	Altman Zip Strip 3 Cell		4	0	\$	60.00
6	Altman Zip Strip 1 Cell		6	0	\$	180.00
1	Beam Projector 10'		1	0	\$	20.00
2	Birdie MR-16	NSP	2	0	\$	40.00
3	Lycian M2 Followspot		3	0		

*All fixtures must be bench focused by the shop prior to load in.*

*Everything above must be painted flat black.*

**FX**

2	MDG Atmosphere Haze Generator		2	0	with CO2 and Fluid	
---	-------------------------------	--	---	---	--------------------	--

*All atmospherics to include fluid and any other accessories required to comprise as fully working system.*

**STATIC ACCESSORIES**

16	Size A Gobo Holders		16	0		
29	Top Hats		29	0		

Total	Type	Lens	Need	Spare	Price
-------	------	------	------	-------	-------

**CONTROL**

2	ETC ION XE 4048	1	1		
2	ETC RVU 4048	1	1		
6	24" Touch Screen Monitor	5	1		
TBD	NET3 DMX Gateways as Per Production Electrician				

*Supply all hardware to support a full ETC NET3 Ethernet Lighting System as per Production Electrician  
Supply all necessary interface and cables to comprise a full working system.*

**TRUSSING AND PIPE**

4	8' Box Truss 12"x12"	4	0		
2	10' Schedule 40 Pipe 1.5"	2	0		

*All pipe, truss, clamps, side-arms, stiffeners, bases, unistrut hardware, chesboros, and boom locking hardware are to be specified by the production electrician.*

**CABLE**

Actual length and quantity of cable TBD as per Production Electrician.

*Rental price to include all adapters as needed. Including but not limited to: Two-fers, jumpers, cable for both power and data distribution, networking gear and interfaces to comprise a working system*

**GENIE LIFT & LADDERS**

TBD as per Production Electrician

*Rental price to include all adapters and accessories as needed.*

**PERISHABLES**

TBD as per Production Electrician

*Rental price to include all adapters and accessories as needed.*

Gel:	\$	150.00
Gobo:	\$	180.00
<b>Total /week:</b>	\$	4,830.00
<b>Total Rental:</b>	\$	14,490.00

FIN

# CUE LIST

FUN HOME

PRODUCER: Zoom University

ITHACA COLLEGE THEATRE ARTS

LIGHTING: Max Okst

5/5/2020

CUE	A.S.P.	TIME	DELAY	F/H	WHEN CALLED	CHANGE	NOTE
-----	--------	------	-------	-----	-------------	--------	------

## TELEPHONE WIRE

1	2.70				PRESHOW		
---	------	--	--	--	---------	--	--

## TELEPHONE WIRE

2	2.70				"TELEPHONE WIRE"	STREETLIGHTS PASSING	
---	------	--	--	--	------------------	----------------------	--

## TELEPHONE WIRE

3	2.70	5			1ST "AT THE LIGHT"	STOP LIGHT	
---	------	---	--	--	--------------------	------------	--

## TELEPHONE WIRE

4	2.70	0			AFTER "YOU AND I ARE BOTH-"	CAR INTERIOR	
---	------	---	--	--	-----------------------------	--------------	--

## TELEPHONE WIRE

5	2.71	0		F 2	AFTER "I'M NOT TWENTY-ONE"	GREEN LIGHT	
---	------	---	--	-----	----------------------------	-------------	--

## TELEPHONE WIRE

6	2.71	3			FOLLOW	BACK TO ALLISON	
---	------	---	--	--	--------	-----------------	--

## TELEPHONE WIRE

7	2.71				"TELEPHONE WIRE"	STREETLIGHTS PASSING	
---	------	--	--	--	------------------	----------------------	--

## TELEPHONE WIRE

8	2.71	5			"MOUNTAIN LIGHT IS FADING"	GROW INTERIOR	
---	------	---	--	--	----------------------------	---------------	--

## TELEPHONE WIRE

9	2.71	5			1ST "AT THE LIGHT"	STOP LIGHT	
---	------	---	--	--	--------------------	------------	--

## TELEPHONE WIRE

10	2.71	0			BEFORE "THERE WAS A BOY"	INTERIOR - BOTH SIDES	
----	------	---	--	--	--------------------------	-----------------------	--

CUE	A.S.P.	TIME	DELAY	F/H	WHEN CALLED	CHANGE	NOTE
-----	--------	------	-------	-----	-------------	--------	------

TELEPHONE WIRE

11	2.73	10			"DAD ME TOO!"	GROW ON ALISON	
----	------	----	--	--	---------------	----------------	--

TELEPHONE WIRE

12	2.72	0			"DAD?"	SNAP BACK TO CAR	
----	------	---	--	--	--------	------------------	--

TELEPHONE WIRE

13	2.71	0			AFTER "FIFTY YEARS AT LEAST"	GREEN LIGHT	
----	------	---	--	--	------------------------------	-------------	--

TELEPHONE WIRE

14	2.72				"STOP TOO FAST"	STREETLIGHTS PASSING	
----	------	--	--	--	-----------------	----------------------	--

TELEPHONE WIRE

15	2.72	7			"TELL ME YOU SEE ME"	GROW OUTSIDE CAR, EXTERIOR - WARM, PULSING, INTERIOR - COOL	
----	------	---	--	--	----------------------	---	--

TELEPHONE WIRE

16	2.72	3			LAST "AT THE LIGHT"	PULL UP TO DRIVEWAY	
----	------	---	--	--	---------------------	---------------------	--

TELEPHONE WIRE

17	2.72	0			BEFORE "THAT WAS FUN"	INTERIOR + EXTERIOR EVEN	
----	------	---	--	--	-----------------------	--------------------------	--

TELEPHONE WIRE

18	2.73	3			"TELEPHONE WIRE"	EXTERIOR FADES	
----	------	---	--	--	------------------	----------------	--

TELEPHONE WIRE

19	2.73	5			3 SECONDS AFTER "NIGHT"	BLACKOUT,	
----	------	---	--	--	-------------------------	-----------	--