

# Iphigenia and Other Daughters

Preliminary Research

LD: Max Okst

## Iphigenia in Aulis

- Wispy
- Separation
- Stillness
- Realization
- Calm
- Fleeting
- Visible
- Snapshot
- Delicate

## Electra -

- Cloudy to clarity
- Vaporous
- Mundane
- Removed from history
- Intimate
- Familial
- Piercing
- Release

## Iphigenia in Tauris

- Limbo
- Peaceful
- Quiet
- Frozen
- Timeless
- Sacrifice
- Gentle
- Loving
- Encompassing



Max Okst | Iphigenia in Aulis



Max Okst | Electra



Max Okst | Electra



Max Okst | Electra



Max Okst | Iphigeneia in Tauris

## Max Okst | Iphigenia and Other Daughters | Systems List

### Front

1. Front (W) ↑
2. Front (C) ↑

### Side W

3. Side () →
4. Side () ←

### Side C (White)

5. Side () →
6. Side () ←

### Top

7. Oppressive Top (C) ↘
8. Top (W) ↘
9. Play 1 Special () ↘
10. Play 3 Special () ↘

### Back

11. BX (W)
12. BX (C)
13. BX Playing Area Special (Iris)

### Low Tone Tail Down

14. L Tone DS →
15. L Tone DS ←
16. L Tone US →
17. L Tone US ←

### Template Wash

18. Template SR Alley High () →
19. Template SL Alley High () →
20. Template SR Alley Low () →
21. Template SL Alley Low () →

### Exterior Template

22. SL Corner ()
23. SR Corner ()

### Sunset

24. Section 2 HL Vom High ()
25. Section 2 HL Vom Mid ()

26. Section 2 HL Vom Low ()

### Sunset RE

27. Sunset Diag ↗
28. Sunset Diag ↖
29. Sunset Diag BX ↙

### Orbs

30. Orb Moving Ceiling

### Rock Structure

31. Rock Side () ←
32. Rock Side () →
33. Rock Top/BX Scrape () ↘
34. Rock Floor Kick () ↑

### Balcony

35. Balcony Side () ←
36. Balcony Side () →

### House Interior (W)

37. Interior Side () ←
38. Interior Side () →
39. Top () ↘

### Doors

40. Doors Highlight ()

### Special LED Tape

41. Special ←

### Grid

42. Grid Overhung Scrape

### House

43. House Light ↘
44. Aisle Light ↘

















### Special FX

















45. Hazer
















Max Okst  
 (631) 605-9525  
 maxokst@gmail.com

California Institute of the Arts  
 Blackbox Theatre  
 11/17/22


Chan	Pos	U#	Inst Type & Load	Accessory	Color	Gobo	Purpose
<b>1</b>	Pipe 1	5	ETC Source 4 36deg 575w	6.25" TOP HAT	 L201+	R119	DS Front
<b>2</b>	Pipe 1	4	ETC Source 4 36deg 575w	6.25" TOP HAT	 L201+	R119	DS Front
<b>3</b>	Pipe 1	3	ETC Source 4 36deg 575w	6.25" TOP HAT	 L201+	R119	DS Front
<b>4</b>	Pipe 1	2	ETC Source 4 36deg 575w	6.25" TOP HAT	 L201+	R119	DS Front
<b>5</b>	Pipe 1	1	ETC Source 4 36deg 575w	6.25" TOP HAT	 L201+	R119	DS Front
<b>6</b>	Pipe 2	6	ETC Source 4 36deg 575w	6.25" TOP HAT	 L201+	R119	MS Front
<b>7</b>	Pipe 2	5	ETC Source 4 36deg 575w	6.25" TOP HAT	 L201+	R119	MS Front
<b>8</b>	Pipe 2	4	ETC Source 4 36deg 575w	6.25" TOP HAT	 L201+	R119	MS Front
<b>9</b>	Pipe 2	3	ETC Source 4 36deg 575w	6.25" TOP HAT	 L201+	R119	MS Front
<b>10</b>	Pipe 2	1	ETC Source 4 36deg 575w	6.25" TOP HAT	 L201+	R119	MS Front
<b>11</b>	Pipe 3	10	ETC Source 4 36deg 575w	6.25" TOP HAT	 L201+	R119	US Front
<b>12</b>	Pipe 3	8	ETC Source 4 36deg 575w	6.25" TOP HAT	 L201+	R119	US Front
<b>13</b>	Pipe 3	7	ETC Source 4 36deg 575w	6.25" TOP HAT	 L201+	R119	US Front
<b>14</b>	Pipe 3	6	ETC Source 4 36deg 575w	6.25" TOP HAT	 L201+	R119	US Front
<b>15</b>	Pipe 3	4	ETC Source 4 36deg 575w	6.25" TOP HAT	 L201+	R119	US Front
<b>16</b>	Pipe 4	18	ETC Source 4 36deg 575w	6.25" TOP HAT	 L201+	R119	US Alley Front




















Chan	Pos	U#	Inst Type & Load	Accessory	Color	Gobo	Purpose
<b>17</b>	Pipe 4	16	ETC Source 4 36deg 575w	6.25" TOP HAT	 L201+	R119	US Alley Front
<b>18</b>	Pipe 4	13	ETC Source 4 36deg 575w	6.25" TOP HAT	 L201+	R119	US Alley Front
<b>19</b>	Pipe 4	11	ETC Source 4 36deg 575w	6.25" TOP HAT	 L201+	R119	US Alley Front
<b>20</b>	Pipe 4	8	ETC Source 4 36deg 575w	6.25" TOP HAT	 L201+	R119	US Alley Front
<b>21</b>	Pipe 4	6	ETC Source 4 36deg 575w	6.25" TOP HAT	 L201+	R119	US Alley Front
<b>22</b>	Pipe 4	3	ETC Source 4 36deg 575w	6.25" TOP HAT	 L201+	R119	US Alley Front
<b>23</b>	Pipe 4	1	ETC Source 4 36deg 575w	6.25" TOP HAT	 L201+	R119	US Alley Front
<b>24</b>	Pipe 5	2	ETC Source 4 36deg 575w	6.25" SHORT TOP HAT	 R3408	+R119	Door Front
<b>25</b>	Pipe 6	2	ETC Source 4 36deg 575w	6.25" TOP HAT	 R3408	+R119	SL Door Front
<b>31</b>	Pipe 3	13	ETC Source 4 36deg 575w	6.25" TOP HAT	 L201+	R119	DS Side >
<b>32</b>	Pipe 3	12	ETC Source 4 36deg 575w	6.25" TOP HAT	 L201+	R119	DS Side >
<b>33</b>	Pipe 3	9	ETC Source 4 36deg 575w	6.25" TOP HAT	 L201+	R119	DS Side >
<b>34</b>	PipeG	3	ETC Source 4 36deg 575w	6.25" TOP HAT	 L201+	R119	DS Side >
<b>35</b>	Pipe E	4	ETC Source 4 36deg 575w	6.25" TOP HAT	 L201+	R119	DS Side >
<b>36</b>	Pipe 4	19	ETC Source 4 36deg 575w	6.25" TOP HAT	 L201+	R119	MS Side >
<b>37</b>	Pipe 4	17	ETC Source 4 36deg 575w	6.25" TOP HAT	 L201+	R119	MS Side >
<b>38</b>	Pipe 4	14	ETC Source 4 36deg 575w	6.25" TOP HAT	 L201+	R119	MS Side >


















Chan	Pos	U#	Inst Type & Load	Accessory	Color	Gobo	Purpose
<b>39</b>	PipeG	7	ETC Source 4 36deg 575w	6.25" TOP HAT	 L201+	R119	MS Side >
<b>40</b>	Pipe E	8	ETC Source 4 36deg 575w	6.25" TOP HAT	 L201+	R119	MS Side >
<b>41</b>	Pipe 5	12	ETC Source 4 36deg 575w	6.25" TOP HAT	 L201+	R119	US Side >
<b>42</b>	Pipe 5	11	ETC Source 4 36deg 575w	6.25" TOP HAT	 L201+	R119	US Side >
<b>43</b>	Pipe 5	9	ETC Source 4 36deg 575w	6.25" TOP HAT	 L201+	R119	US Side >
<b>44</b>	PipeG	11	ETC Source 4 36deg 575w	6.25" TOP HAT	 L201+	R119	US Side >
<b>45</b>	Pipe E	12	ETC Source 4 36deg 575w	6.25" TOP HAT	 L201+	R119	US Side >
<b>46</b>	Pipe 6	11	ETC Source 4 36deg 575w	6.25" TOP HAT	 L201+	R119	US Alley Side >
<b>47</b>	Pipe 6	10	ETC Source 4 36deg 575w	6.25" TOP HAT	 L201+	R119	US Alley Side >
<b>48</b>	Pipe 6	9	ETC Source 4 36deg 575w	6.25" TOP HAT	 L201+	R119	US Alley Side >
<b>49</b>	PipeG	15	ETC Source 4 36deg 575w	6.25" TOP HAT	 L201+	R119	US Alley Side >
<b>50</b>	Pipe E	16	ETC Source 4 36deg 575w	6.25" TOP HAT	 L201+	R119	US Alley Side >
<b>51</b>	Pipe D	9	ETC Source 4 36deg 575w	6.25" TOP HAT	 L201+	R119	US Alley Side >
<b>52</b>	Pipe C	6	ETC Source 4 36deg 575w	6.25" TOP HAT	 L201+	R119	US Alley Side >
<b>53</b>	Pipe D	13	ETC Source 4 36deg 575w	6.25" TOP HAT	 R3408	+R119	US Door Side >
<b>61</b>	PipeG	4	ETC Source 4 36deg 575w	6.25" TOP HAT	 L201+	R119	DS Side <
<b>62</b>	Pipe E	5	ETC Source 4 36deg 575w	6.25" TOP HAT	 L201+	R119	DS Side <

Chan	Pos	U#	Inst Type & Load	Accessory	Color	Gobo	Purpose
<b>63</b>	Pipe 3	5	ETC Source 4 36deg 575w	6.25" TOP HAT	 L201+	R119	DS Side <
<b>64</b>	Pipe 3	2	ETC Source 4 36deg 575w	6.25" TOP HAT	 L201+	R119	DS Side <
<b>65</b>	Pipe 3	1	ETC Source 4 36deg 575w	6.25" TOP HAT	 L201+	R119	DS Side <
<b>66</b>	PipeG	8	ETC Source 4 36deg 575w	6.25" TOP HAT	 L201+	R119	MS Side <
<b>67</b>	Pipe E	9	ETC Source 4 36deg 575w	6.25" TOP HAT	 L201+	R119	MS Side <
<b>68</b>	Pipe 4	7	ETC Source 4 36deg 575w	6.25" TOP HAT	 L201+	R119	MS Side <
<b>69</b>	Pipe 4	4	ETC Source 4 36deg 575w	6.25" TOP HAT	 L201+	R119	MS Side <
<b>70</b>	Pipe 4	2	ETC Source 4 36deg 575w	6.25" TOP HAT	 L201+	R119	MS Side <
<b>71</b>	PipeG	12	ETC Source 4 36deg 575w	6.25" TOP HAT	 L201+	R119	US Alley Side >
<b>72</b>	Pipe E	13	ETC Source 4 36deg 575w	6.25" TOP HAT	 L201+	R119	US Alley Side >
<b>73</b>	Pipe 5	5	ETC Source 4 36deg 575w	6.25" TOP HAT	 L201+	R119	US Alley Side >
<b>74</b>	Pipe 5	3	ETC Source 4 36deg 575w	6.25" TOP HAT	 L201+	R119	US Alley Side >
<b>75</b>	Pipe 5	1	ETC Source 4 36deg 575w	6.25" TOP HAT	 L201+	R119	US Alley Side >
<b>76</b>	PipeG	16	ETC Source 4 36deg 575w	6.25" TOP HAT	 L201+	R119	US Alley Side <
<b>77</b>	Pipe E	17	ETC Source 4 36deg 575w	6.25" TOP HAT	 L201+	R119	US Alley Side <
<b>78</b>	Pipe D	10	ETC Source 4 36deg 575w	6.25" TOP HAT	 L201+	R119	US Alley Side <
<b>79</b>	Pipe C	7	ETC Source 4 36deg 575w	6.25" TOP HAT	 L201+	R119	US Alley Side <


















Chan	Pos	U#	Inst Type & Load	Accessory	Color	Gobo	Purpose
<b>80</b>	Pipe 6	3	ETC Source 4 36deg 575w	6.25" TOP HAT	 L201+	R119	US Alley Side <
<b>81</b>	Pipe A	3	ETC Source 4 36deg 575w	6.25" TOP HAT	 R3408	+R119	US Door Side <
<b>101</b>	Pipe 4	15	ETC Source 4 36deg 575w	6.25" TOP HAT	 L200+	R119	DS BX
<b>102</b>	Pipe 4	12	ETC Source 4 36deg 575w	6.25" TOP HAT	 L200+	R119	DS BX
<b>103</b>	Pipe 4	10	ETC Source 4 36deg 575w	6.25" TOP HAT	 L200+	R119	DS BX
<b>104</b>	Pipe 4	9	ETC Source 4 36deg 575w	6.25" TOP HAT	 L200+	R119	DS BX
<b>105</b>	Pipe 4	5	ETC Source 4 36deg 575w	6.25" TOP HAT	 L200+	R119	DS BX
<b>106</b>	Pipe 5	10	ETC Source 4 36deg 575w	6.25" TOP HAT	 L200+	R119	MS BX
<b>107</b>	Pipe 5	8	ETC Source 4 36deg 575w	6.25" TOP HAT	 L200+	R119	MS BX
<b>108</b>	Pipe 5	7	ETC Source 4 36deg 575w	6.25" TOP HAT	 L200+	R119	MS BX
<b>109</b>	Pipe 5	6	ETC Source 4 36deg 575w	6.25" TOP HAT	 L200+	R119	MS BX
<b>110</b>	Pipe 5	4	ETC Source 4 36deg 575w	6.25" TOP HAT	 L200+	R119	MS BX
<b>111</b>	Pipe 6	9	ETC Source 4 36deg 575w	6.25" TOP HAT	 L200+	R119	US BX
<b>112</b>	Pipe 6	8	ETC Source 4 36deg 575w	6.25" TOP HAT	 L200+	R119	US BX
<b>113</b>	Pipe 6	7	ETC Source 4 36deg 575w	6.25" TOP HAT	 L200+	R119	US BX
<b>114</b>	Pipe 6	6	ETC Source 4 36deg 575w	6.25" TOP HAT	 L200+	R119	US BX
<b>115</b>	Pipe 6	4	ETC Source 4 36deg 575w	6.25" TOP HAT	 L200+	R119	US BX


Chan	Pos	U#	Inst Type & Load	Accessory	Color	Gobo	Purpose
<b>116</b>	Pipe 7	9	ETC Source 4 36deg 575w	6.25" TOP HAT	 L200+	R119	US Alley BX
<b>117</b>	Pipe 7	8	ETC Source 4 36deg 575w	6.25" TOP HAT	 L200+	R119	US Alley BX
<b>118</b>	Pipe 7	7	ETC Source 4 36deg 575w	6.25" TOP HAT	 L200+	R119	US Alley BX
<b>119</b>	Pipe 7	6	ETC Source 4 36deg 575w	6.25" TOP HAT	 L200+	R119	US Alley BX
<b>120</b>	Pipe 7	5	ETC Source 4 36deg 575w	6.25" TOP HAT	 L200+	R119	US Alley BX
<b>121</b>	Pipe 7	4	ETC Source 4 36deg 575w	6.25" TOP HAT	 L200+	R119	US Alley BX
<b>122</b>	Pipe 7	3	ETC Source 4 36deg 575w	6.25" TOP HAT	 L200+	R119	US Alley BX
<b>123</b>	Pipe 7	2	ETC Source 4 36deg 575w	6.25" TOP HAT	 L200+	R119	US Alley BX
<b>124</b>	Pipe C	10	MFL S4 PAR 575w		 R3408	+R119	US Door BX
<b>125</b>	Pipe B	9	MFL S4 PAR 575w		 R3408	+R119	US Door BX
<b>131</b>	Pipe H	1	MFL S4 PAR 575w		 R3409		DS Top W
<b>132</b>	PipeG	1	MFL S4 PAR 575w		 R3409		DS Top W
<b>133</b>	Pipe E	2	MFL S4 PAR 575w		 R3409		DS Top W
<b>134</b>	Pipe D	1	MFL S4 PAR 575w		 R3409		DS Top W
<b>135</b>	Pipe H	3	MFL S4 PAR 575w		 R3409		MS Top W
<b>136</b>	PipeG	5	MFL S4 PAR 575w		 R3409		MS Top W
<b>137</b>	Pipe E	6	MFL S4 PAR 575w		 R3409		MS Top W
<b>138</b>	Pipe D	3	MFL S4 PAR 575w		 R3409		MS Top W
<b>139</b>	Pipe H	5	MFL S4 PAR 575w		 L202		US Top C
<b>140</b>	PipeG	9	MFL S4 PAR 575w		 L202		US Top C
<b>141</b>	Pipe E	10	MFL S4 PAR 575w		L202		US Top C


Chan	Pos	U#	Inst Type & Load	Accessory	Color	Gobo	Purpose
<b>142</b>	Pipe D	5	MFL S4 PAR 575w		 L202		US Top C
<b>143</b>	Pipe H	7	MFL S4 PAR 575w		 R3409		US Alley Top W
<b>144</b>	PipeG	13	MFL S4 PAR 575w		 R3409		US Alley Top W
<b>145</b>	Pipe E	14	MFL S4 PAR 575w		 R3409		US Alley Top W
<b>146</b>	Pipe D	7	MFL S4 PAR 575w		 R3409		US Alley Top W
<b>147</b>	Pipe C	4	MFL S4 PAR 575w		 R3409		US Alley Top W
<b>148</b>	Pipe B	5	MFL S4 PAR 575w		 R3409		US Alley Top W
<b>149</b>	Pipe I	5	WFL S4 PAR 575w		 R3409		US Rock Alley W
<b>150</b>	Pipe H	10	WFL S4 PAR 575w		 R3409		US Rock Alley W
<b>151</b>	PipeG	17	MFL S4 PAR 575w		 R3409		US Rock Alley W
<b>152</b>	Pipe E	18	MFL S4 PAR 575w		 R3409		US Rock Alley W
<b>153</b>	Pipe D	11	MFL S4 PAR 575w		 R3409		US Rock Alley W
<b>154</b>	Pipe C	8	MFL S4 PAR 575w		 R3409		US Rock Alley W
<b>155</b>	Pipe B	7	MFL S4 PAR 575w		 R3409		US Rock Alley W
<b>156</b>	Pipe 6	1	ETC Source 4 36deg 575w	6.25" TOP HAT	 R3408 +R132		SL Door Top
<b>161</b>	Pipe H	2	MFL S4 PAR 575w		 L202		DS Top C
<b>162</b>	PipeG	2	MFL S4 PAR 575w		 L202		DS Top C
<b>163</b>	Pipe E	3	MFL S4 PAR 575w		 L202		DS Top C
<b>164</b>	Pipe D	2	MFL S4 PAR 575w		 L202		DS Top C

Chan	Pos	U#	Inst Type & Load	Accessory	Color	Gobo	Purpose
<b>165</b>	Pipe H	4	MFL S4 PAR 575w		 L202		MS Top C
<b>166</b>	PipeG	6	MFL S4 PAR 575w		 L202		MS Top C
<b>167</b>	Pipe E	7	MFL S4 PAR 575w		 L202		MS Top C
<b>168</b>	Pipe D	4	MFL S4 PAR 575w		 L202		MS Top C
<b>169</b>	Pipe H	6	MFL S4 PAR 575w		 R3409		US Top W
<b>170</b>	PipeG	10	MFL S4 PAR 575w		 R3409		US Top W
<b>171</b>	Pipe E	11	MFL S4 PAR 575w		 R3409		US Top W
<b>172</b>	Pipe D	6	MFL S4 PAR 575w		 R3409		US Top W
<b>173</b>	Pipe H	8	MFL S4 PAR 575w		 L202		US Alley Top C
<b>174</b>	PipeG	14	MFL S4 PAR 575w		 L202		US Alley Top C
<b>175</b>	Pipe E	15	MFL S4 PAR 575w		 L202		US Alley Top C
<b>176</b>	Pipe D	8	MFL S4 PAR 575w		 L202		US Alley Top C
<b>177</b>	Pipe C	5	MFL S4 PAR 575w		 L202		US Alley Top C
<b>178</b>	Pipe B	6	MFL S4 PAR 575w		 L202		US Alley Top C
<b>179</b>	Pipe I	6	WFL S4 PAR 575w		 L202		US Rock Alley C
<b>180</b>	Pipe H	11	WFL S4 PAR 575w		 L202		US Rock Alley C
<b>181</b>	PipeG	18	MFL S4 PAR 575w		 L202		US Rock Alley C
<b>182</b>	Pipe E	19	MFL S4 PAR 575w		 L202		US Rock Alley C
<b>183</b>	Pipe D	12	MFL S4 PAR 575w		 L202		US Rock Alley C
<b>184</b>	Pipe C	9	MFL S4 PAR 575w		 L202		US Rock Alley C



Chan	Pos	U#	Inst Type & Load	Accessory	Color	Gobo	Purpose
<b>185</b>	Pipe B	8	MFL S4 PAR 575w		 L202		US Rock Alley C
<b>201</b>	Pipe J Taildown	1	ETC Source 4 36deg 575w	6.25" TOP HAT	 L723+	R132	Low Tone >
<b>202</b>	Pipe J Taildown	1	ETC Source 4 36deg 575w	6.25" TOP HAT	 L723+	R132	Low Tone >
<b>203</b>	Pipe J Taildown	1	ETC Source 4 36deg 575w	6.25" TOP HAT	 L723+	R132	Low Tone >
<b>204</b>	Pipe J Taildown	1	ETC Source 4 36deg 575w	6.25" TOP HAT	 L723+	R132	Low Tone >
<b>205</b>	FOH Taildown	1	ETC Source 4 36deg 575w	6.25" TOP HAT	 L723+	R132	Low Tone Front
<b>206</b>	FOH Taildown	1	ETC Source 4 36deg 575w	6.25" TOP HAT	 L723+	R132	Low Tone Front
<b>207</b>	FOH Taildown	1	ETC Source 4 36deg 575w	6.25" TOP HAT	 L723+	R132	Low Tone Front
<b>208</b>	FOH Taildown	1	ETC Source 4 36deg 575w	6.25" TOP HAT	 L723+	R132	Low Tone Front
<b>209</b>	Pipe B Taildown	1	ETC Source 4 36deg 575w	6.25" TOP HAT	 L723+	R132	Low Tone <
<b>210</b>	Pipe B Taildown	1	ETC Source 4 36deg 575w	6.25" TOP HAT	 L723+	R132	Low Tone <
<b>211</b>	Pipe B Taildown	1	ETC Source 4 36deg 575w	6.25" TOP HAT	 L723+	R132	Low Tone <
<b>212</b>	Pipe B Taildown	1	ETC Source 4 36deg 575w	6.25" TOP HAT	 L723+	R132	Low Tone <
<b>221</b>	1 Boom R	1	ETC Source4 26deg 750W 750w	6.25" TOP HAT	 R17+	R119	SR Sun High Near
<b>222</b>	2 Boom R	2	ETC Source4 26deg 750W 750w	6.25" TOP HAT	 R17+	R119	SR Sun High Far
<b>223</b>	1 Boom R	3	ETC Source4 26deg 750W 750w	6.25" TOP HAT	 R20+	R119	SR Sun Mid Near
<b>224</b>	2 Boom R	4	ETC Source4 26deg 750W 750w	6.25" TOP HAT	 R20+	R119	SR Sun Mid Far

Chan	Pos	U#	Inst Type & Load	Accessory	Color	Gobo	Purpose
<b>225</b>	1 Boom R	5	ETC Source4 26deg 750W 750w	6.25" TOP HAT	 R21+ R119		SR Sun Low Near
<b>226</b>	2 Boom R	6	ETC Source4 26deg 750W 750w	6.25" TOP HAT	 R21+ R119		SR Sun Low Far
<b>227</b>	2 Boom L	2	ETC Source4 26deg 750W 750w	6.25" TOP HAT	 R17+ R119		SL Sun High Near
<b>228</b>	2 Boom L	1	ETC Source4 26deg 750W 750w	6.25" TOP HAT	 R17+ R119		SL Sun High Far
<b>229</b>	2 Boom L	4	ETC Source4 26deg 750W 750w	6.25" TOP HAT	 R20+ R119		SL Sun Mid Far
<b>230</b>	2 Boom L	3	ETC Source4 26deg 750W 750w	6.25" TOP HAT	 R20+ R119		SL Sun Mid Far
<b>231</b>	2 Boom L	6	ETC Source4 26deg 750W 750w	6.25" TOP HAT	 R21+ R119		SL Sun Low Far
<b>232</b>	2 Boom L	5	ETC Source4 26deg 750W 750w	6.25" TOP HAT	 R21+ R119		SL Sun Low Far
<b>241</b>	2 Boom R	1	ETC Source4 26deg 750W 750w	6.25" TOP HAT	 R17	 R7910 4	SR Temp High Far
<b>242</b>	1 Boom R	2	ETC Source4 26deg 750W 750w	6.25" TOP HAT	 R17	 R7910 4	SL Temp High Near
<b>243</b>	2 Boom R	3	ETC Source4 26deg 750W 750w	6.25" TOP HAT	 R20	 R7910 4	SR Temp Mid Far
<b>244</b>	1 Boom R	4	ETC Source4 26deg 750W 750w	6.25" TOP HAT	 R20	 R7910 4	SL Temp Mid Near
<b>245</b>	2 Boom R	5	ETC Source4 26deg 750W 750w	6.25" TOP HAT	 R21	 R7910 4	SR Temp Low Far
<b>246</b>	1 Boom R	6	ETC Source4 26deg 750W 750w	6.25" TOP HAT	 R21	 R7910 4	SL Temp Low Near
<b>247</b>	2 Boom L	2	ETC Source4 26deg 750W 750w	6.25" TOP HAT	 R17	 R7910 4	SL Temp High Far
<b>248</b>	2 Boom L	1	ETC Source4 26deg 750W 750w	6.25" TOP HAT	 R17	 R7910 4	SL Temp High Near
<b>249</b>	2 Boom L	4	ETC Source4 26deg 750W 750w	6.25" TOP HAT	 R20	 R7910 4	SL Temp Mid Far

Chan	Pos	U#	Inst Type & Load	Accessory	Color	Gobo	Purpose
<b>250</b>	2 Boom L	3	ETC Source4 26deg 750W 750w	6.25" TOP HAT	 R20	 R7910 4	SL Temp Mid Near
<b>251</b>	2 Boom L	6	ETC Source4 26deg 750W 750w	6.25" TOP HAT	 R21	 R7910 4	SL Temp Low Far
<b>252</b>	2 Boom L	5	ETC Source4 26deg 750W 750w	6.25" TOP HAT	 R21	 R7910 4	SL Temp Low Near
<b>261</b>	Pipe I	2	ETC Source4 36deg 750W 750w	6.25" TOP HAT	 R20+ R119		SR Sun RE
<b>262</b>	Pipe I	3	ETC Source4 36deg 750W 750w	6.25" TOP HAT	 R20+ R119		SR Sun RE
<b>263</b>	Pipe I	4	ETC Source4 36deg 750W 750w	6.25" TOP HAT	 R20+ R119		SR Sun RE
<b>264</b>	Pipe J	7	ETC Source4 36deg 750W 750w	6.25" TOP HAT	 R20+ R119		SR Sun RE
<b>265</b>	Pipe C	1	ETC Source4 36deg 750W 750w	6.25" TOP HAT	 R20+ R119		SL Sun RE
<b>266</b>	Pipe C	2	ETC Source4 36deg 750W 750w	6.25" TOP HAT	 R20+ R119		SL Sun RE
<b>267</b>	Pipe C	3	ETC Source4 36deg 750W 750w	6.25" TOP HAT	 R20+ R119		SL Sun RE
<b>268</b>	Pipe A	1	ETC Source4 36deg 750W 750w	6.25" TOP HAT	 R20+ R119		SL Sun RE
<b>271</b>	Pipe 1	6	ETC Source4 50deg 750 750w	6.25" SHORT TOP HAT	 R02	 R7198 9	Template Sides
<b>272</b>	Pipe 2	7	ETC Source4 50deg 750 750w	6.25" SHORT TOP HAT	 R02	 R7198 9	Template Sides
<b>273</b>	Pipe 3	11	ETC Source4 50deg 750 750w	6.25" SHORT TOP HAT	 R02	 R7198 9	Template Sides
<b>274</b>	Pipe E	1	ETC Source4 50deg 750 750w	6.25" SHORT TOP HAT	 R02	 R7198 9	Template Sides
<b>275</b>	Pipe 2	2	ETC Source4 50deg 750 750w	6.25" SHORT TOP HAT	 R02	 R7198 9	Template Sides
<b>276</b>	Pipe 3	3	ETC Source4 50deg 750 750w	6.25" SHORT TOP HAT	 R02	 R7198 9	Template Sides

Chan	Pos	U#	Inst Type & Load	Accessory	Color	Gobo	Purpose
<b>281</b>	Pipe 7	10	ETC Source4 50deg 750 750w	6.25" SHORT TOP HAT	 R365+	R132	OH Grid Scrape
<b>282</b>	Pipe J	9	ETC Source4 50deg 750 750w	6.25" SHORT TOP HAT	 R365+	R132	OH Grid Scrape
<b>283</b>	Pipe J	1	ETC Source4 50deg 750 750w	6.25" SHORT TOP HAT	 R365+	R132	OH Grid Scrape
<b>284</b>	FOH	9	ETC Source4 50deg 750 750w	6.25" SHORT TOP HAT	 R365+	R132	OH Grid Scrape
<b>285</b>	FOH	1	ETC Source4 50deg 750 750w	6.25" SHORT TOP HAT	 R365+	R132	OH Grid Scrape
<b>286</b>	Pipe A		ETC Source4 50deg 750 750w	6.25" SHORT TOP HAT	 R365+	R132	OH Grid Scrape
<b>287</b>	Pipe A	2	ETC Source4 50deg 750 750w	6.25" SHORT TOP HAT	 R365+	R132	OH Grid Scrape
<b>288</b>	Pipe 7	1	ETC Source4 50deg 750 750w	6.25" SHORT TOP HAT	 R365+	R132	OH Grid Scrape
<b>291</b>	Pipe J	2	ETC Source 4 36deg 575w	6.25" TOP HAT	 L202+	R132	Orestes Sp
<b>292</b>	Pipe I	1	ETC Source 4 36deg 575w	6.25" TOP HAT	 L202+	R132	Orestes Sp
<b>293</b>	Pipe 6	5	ETC Source 4 26deg 575w	6.25" TOP HAT	 L200+	R132	Electra Hole
<b>401</b>	Deck	1	BIRDIE MFL 300w		 L201		Rock Floor
<b>402</b>	Deck	2	BIRDIE MFL 300w		 L201		Rock Floor
<b>403</b>	Deck	3	BIRDIE MFL 300w		 L201		Rock Floor
<b>404</b>	Deck	4	BIRDIE MFL 300w		 L201		Rock Floor
<b>405</b>	Deck	5	BIRDIE MFL 300w		 L201		Rock Floor
<b>406</b>	Deck	6	BIRDIE MFL 300w		 L201		Rock Floor
<b>407</b>	Deck	7	BIRDIE MFL 300w		 L201		Rock Floor
<b>408</b>	Deck	8	BIRDIE MFL 300w		 L201		Rock Floor
<b>411</b>	Deck	11	Single Cyc 1kW		 L200		Rock BX

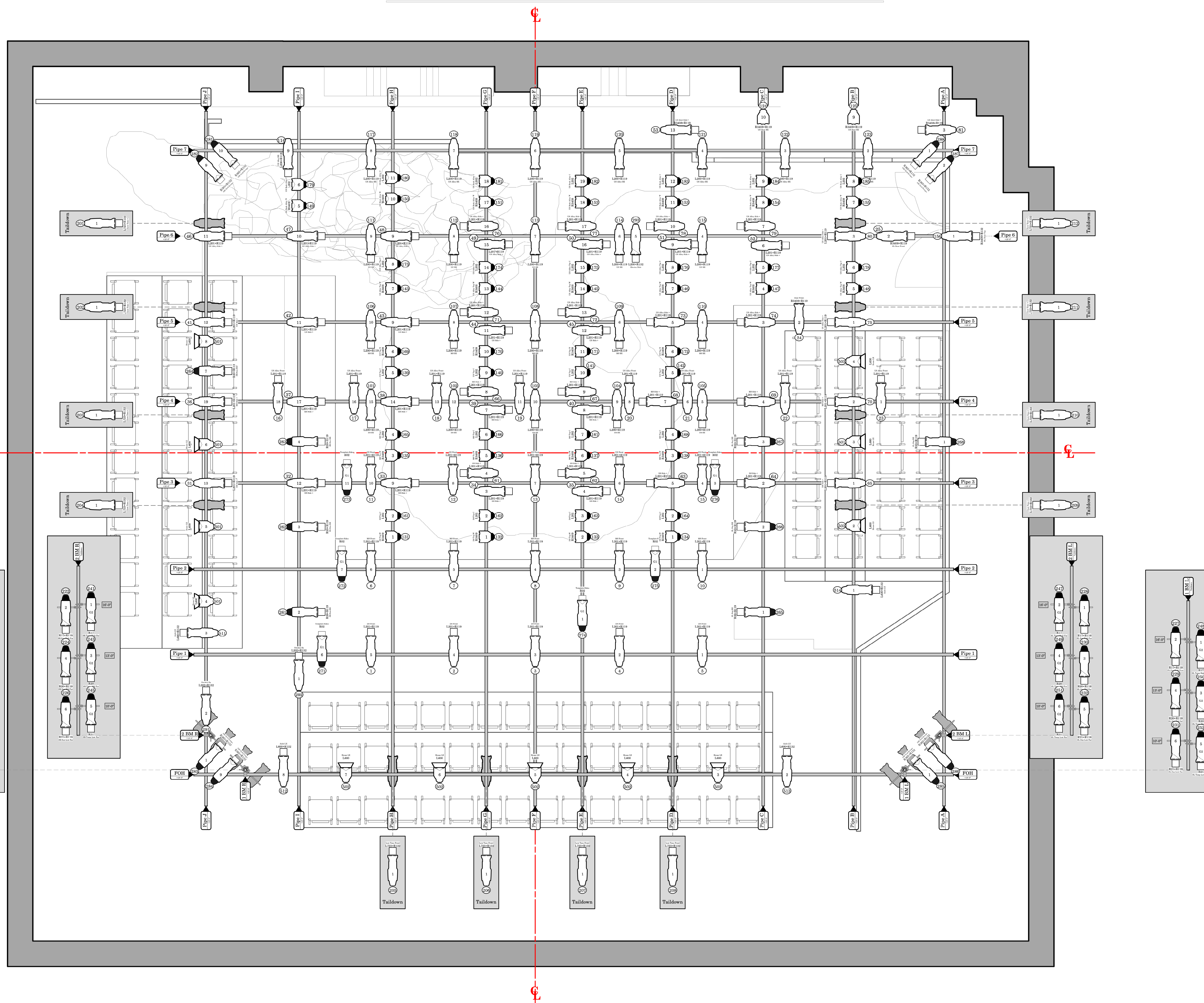
Chan	Pos	U#	Inst Type & Load	Accessory	Color	Gobo	Purpose
<b>412</b>	Deck	10	Single Cyc 1kW		 L200		Rock BX
<b>413</b>	Deck	9	Single Cyc 1kW		 L200		Rock BX
<b>421</b>	Hole GP	4	Single Cyc 1kW		 L283		Home High C
<b>422</b>	Hole GP	3	Single Cyc 1kW		 R3407		Hole High W
<b>423</b>	US Hole	2	WFL S4 PAR 575w		 L283		Hole Floor C
<b>424</b>	US Hole	1	WFL S4 PAR 575w		 R3407		Home Floor W
<b>451</b>	Shelf	1	LED Tape RGB CW				Shelf Floor
<b>452</b>	Shelf	2	LED Tape RGB CW				Shelf Floor
<b>453</b>	Shelf	3	LED Tape RGB CW				Shelf Floor
<b>454</b>	Shelf	4	LED Tape RGB CW				Shelf Floor
<b>455</b>	Shelf	5	LED Tape RGB CW				Shelf Floor
<b>456</b>	Shelf	6	LED Tape RGB CW				Shelf Floor
<b>501</b>	Pipe J	4	WFL S4 PAR 575w	7.5" Barndoor	 L600		House LX
	Pipe J	5	WFL S4 PAR 575w	7.5" Barndoor	 L600		House LX
	Pipe J	6	WFL S4 PAR 575w	7.5" Barndoor	 L600		House LX
	Pipe J	8	WFL S4 PAR 575w	7.5" Barndoor	 L600		House LX
	Pipe B	3	WFL S4 PAR 575w	7.5" Barndoor	 L600		House LX
<b>502</b>	FOH	3	WFL S4 PAR 575w	7.5" Barndoor	 L600		House LX
	FOH	4	WFL S4 PAR 575w	7.5" Barndoor	 L600		House LX
	FOH	6	WFL S4 PAR 575w	7.5" Barndoor	 L600		House LX
	FOH	7	WFL S4 PAR 575w	7.5" Barndoor	 L600		House LX
	Pipe F	5	WFL S4 PAR 575w	7.5" Barndoor	 L600		House LX
<b>503</b>	Pipe B	2	WFL S4 PAR 575w	7.5" Barndoor	 L600		House LX
	Pipe B	4	WFL S4 PAR 575w	7.5" Barndoor	 L600		House LX

Chan	Pos	U#	Inst Type & Load	Accessory	Color	Gobo	Purpose
<b>511</b>	Pipe J	3	ETC Source 4 36deg 575w	6.25" TOP HAT	<input checked="" type="radio"/> L600+ R132		Aisle LX
<b>512</b>	FOH	8	ETC Source 4 36deg 575w	6.25" TOP HAT	<input checked="" type="radio"/> L600+ R132		Aisle LX
<b>513</b>	FOH	2	ETC Source 4 36deg 575w	6.25" TOP HAT	<input checked="" type="radio"/> L600+ R132		Aisle LX
<b>514</b>	Pipe B	1	ETC Source 4 36deg 575w	6.25" TOP HAT	<input checked="" type="radio"/> L600+ R132		Aisle LX
<b>601</b>	Grid	7			<input type="radio"/> RGB CW		Moving Orbs
<b>602</b>	Grid	6			<input type="radio"/> RGB CW		Moving Orbs
<b>603</b>	Grid	5			<input type="radio"/> RGB CW		Moving Orbs
<b>604</b>	Grid	4			<input type="radio"/> RGB CW		Moving Orbs
<b>605</b>	Grid	3			<input type="radio"/> RGB CW		Moving Orbs
<b>606</b>	Grid	2			<input type="radio"/> RGB CW		Moving Orbs
<b>607</b>	Grid	1			<input type="radio"/> RGB CW		Moving Orbs
<b>608</b>	Grid	14			<input type="radio"/> RGB CW		Moving Orbs
<b>609</b>	Grid	13			<input type="radio"/> RGB CW		Moving Orbs
<b>610</b>	Grid	12			<input type="radio"/> RGB CW		Moving Orbs
<b>611</b>	Grid	11			<input type="radio"/> RGB CW		Moving Orbs
<b>612</b>	Grid	10			<input type="radio"/> RGB CW		Moving Orbs
<b>613</b>	Grid	9			<input type="radio"/> RGB CW		Moving Orbs

Chan	Pos	U#	Inst Type & Load	Accessory	Color	Gobo	Purpose
<b>614</b>	Grid	8			<input type="radio"/> RGB CW		Moving Orbs
<b>615</b>	Grid	21			<input type="radio"/> RGB CW		Moving Orbs
<b>616</b>	Grid	20			<input type="radio"/> RGB CW		Moving Orbs
<b>617</b>	Grid	19			<input type="radio"/> RGB CW		Moving Orbs
<b>618</b>	Grid	18			<input type="radio"/> RGB CW		Moving Orbs
<b>619</b>	Grid	17			<input type="radio"/> RGB CW		Moving Orbs
<b>620</b>	Grid	16			<input type="radio"/> RGB CW		Moving Orbs
<b>621</b>	Grid	15			<input type="radio"/> RGB CW		Moving Orbs
<b>622</b>	Grid	28			<input type="radio"/> RGB CW		Moving Orbs
<b>623</b>	Grid	27			<input type="radio"/> RGB CW		Moving Orbs
<b>624</b>	Grid	26			<input type="radio"/> RGB CW		Moving Orbs
<b>625</b>	Grid	25			<input type="radio"/> RGB CW		Moving Orbs
<b>626</b>	Grid	24			<input type="radio"/> RGB CW		Moving Orbs
<b>627</b>	Grid	23			<input type="radio"/> RGB CW		Moving Orbs
<b>628</b>	Grid	22			<input type="radio"/> RGB CW		Moving Orbs
<b>629</b>	Grid	35			<input type="radio"/> RGB CW		Moving Orbs
<b>630</b>	Grid	34			<input type="radio"/> RGB CW		Moving Orbs

Chan	Pos	U#	Inst Type & Load	Accessory	Color	Gobo	Purpose
<b>631</b>	Grid	33			<input type="radio"/> RGB CW		Moving Orbs
<b>632</b>	Grid	32			<input type="radio"/> RGB CW		Moving Orbs
<b>633</b>	Grid	31			<input type="radio"/> RGB CW		Moving Orbs
<b>634</b>	Grid	30			<input type="radio"/> RGB CW		Moving Orbs
<b>635</b>	Grid	29			<input type="radio"/> RGB CW		Moving Orbs
<b>636</b>	Grid	42			<input type="radio"/> RGB CW		Moving Orbs
<b>637</b>	Grid	41			<input type="radio"/> RGB CW		Moving Orbs
<b>638</b>	Grid	40			<input type="radio"/> RGB CW		Moving Orbs
<b>639</b>	Grid	39			<input type="radio"/> RGB CW		Moving Orbs
<b>640</b>	Grid	38			<input type="radio"/> RGB CW		Moving Orbs
<b>641</b>	Grid	37			<input type="radio"/> RGB CW		Moving Orbs
<b>642</b>	Grid	36			<input type="radio"/> RGB CW		Moving Orbs

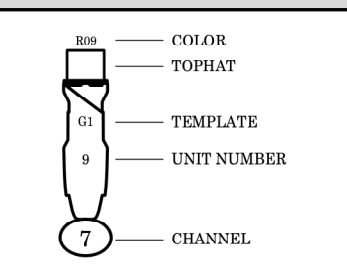




**KEY**

- Conventionals**
- ETC Source 4 36deg @ 575w
  - ETC Source 4 26deg 750W @ 750w
  - ETC Source 4 36deg 750W @ 750w
  - ETC Source 4 50deg 750 @ 750w
  - WFL S4 PAR @ 575w
  - MFL S4 PAR @ 575w
  - WFL S4 PAR @ 575w
  - Single Cyc @ 1kw
  - BIRDIE MFL @ 300w
- Accessories**
- 7.5in 4 Leaf Barn Door
  - 6.25in Top Hat
  - 6.25in Short Top Hat

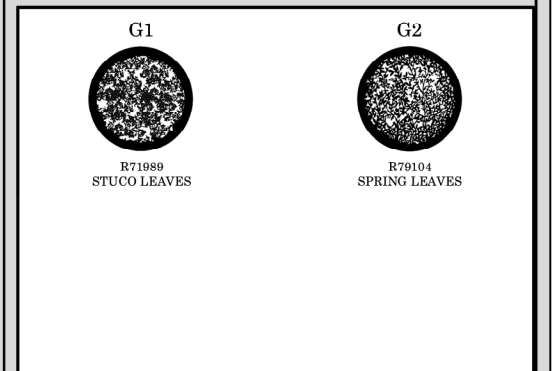
**TYPICAL**



**NOTES**

1. ALL UNITS ON 1" CENTERS UNLESS OTHERWISE NOTED ON PLOT
2. BOOM POSITIONS MARKED AS DISTANCE FROM CL
3. ALL BOOM HEIGHTS MEASURED FROM STAGE DECK (0'-0") TO CLAMP POSITION
4. DROP COLOR, TEMPLATES, AND ACCESSORIES PRIOR TO FOCUS
5. PLEASE HAVE SPARE CUTS OF R119 & R124 AT FOCUS
6. ALL CHANGES/SUBSTITUTIONS MUST BE APPROVED BY DESIGNER

**TEMPLATES**



**REVISIONS**

DATE	CHANGES	WHO
11/10/22	Preliminary	MAO
11/17/22	Final	MAO

**CaArts**

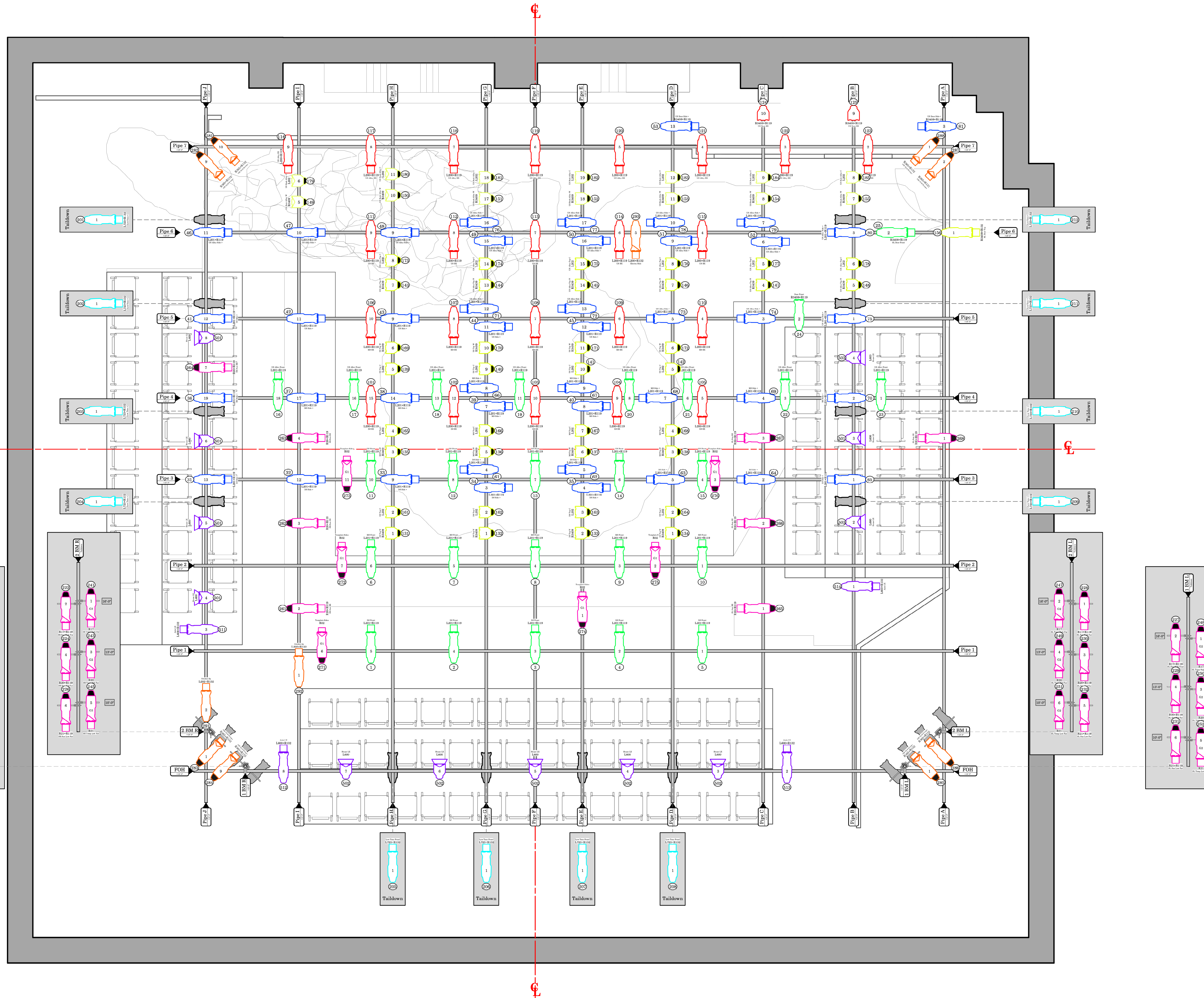
Blackbox Theatre

**PRODUCER:** CaArts  
**DIRECTOR:** Director  
**SETS:** Scenic  
**COSTUMES:** Costumes  
**SOUND:** Sound  
**LIGHTING:** Max Okst  
**ASST. LD:** AID  
**FE:** FE  
**ME:** ME  
**PROGRAM:** Program

**MO MAX OKST** PLATE  
 (631) 605-8525 | maxokst@gmail.com  
 www.maxokst.com

**Over Stage**  
 3/8" = 1'0" Arch D

1 OF 4



**KEY**

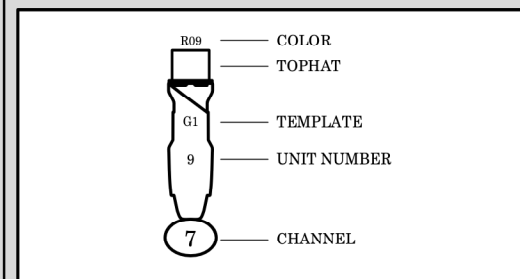
**Conventionals**

- ETC Source 4 36deg @ 575w
- ETC Source4 26deg 750W @ 750w
- ETC Source4 36deg 750W @ 750w
- ETC Source4 50deg 750 @ 750w
- WFL S4 PAR @ 575w
- MFL S4 PAR @ 575w
- WFL S4 PAR @ 575w
- Single Cyc @ 1kw
- BIRDIE MFL @ 300w

**Accessories**

- 7.5in 4 Leaf Barn Door
- 6.25in Top Hat
- 6.25in Short Top Hat

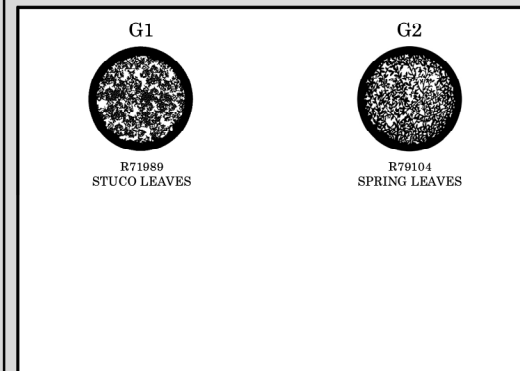
**TYPICAL**



**NOTES**

1. ALL UNITS ON 1" CENTERS UNLESS OTHERWISE NOTED ON PLOT
2. BOOM POSITIONS MARKED AS DISTANCE FROM CL
3. ALL BOOM HEIGHTS MEASURED FROM STAGE DECK (0'-0") TO CLAMP POSITION
4. DROP COLOR, TEMPLATES, AND ACCESSORIES PRIOR TO FOCUS
5. PLEASE HAVE SPARE CUTS OF R119 & R124 AT FOCUS
6. ALL CHANGES/SUBSTITUTIONS MUST BE APPROVED BY DESIGNER

**TEMPLATES**



**REVISIONS**

DATE	CHANGES	WHO
11/10/22	Preliminary	MAO
11/17/22	Final	MAO

**CaArts**

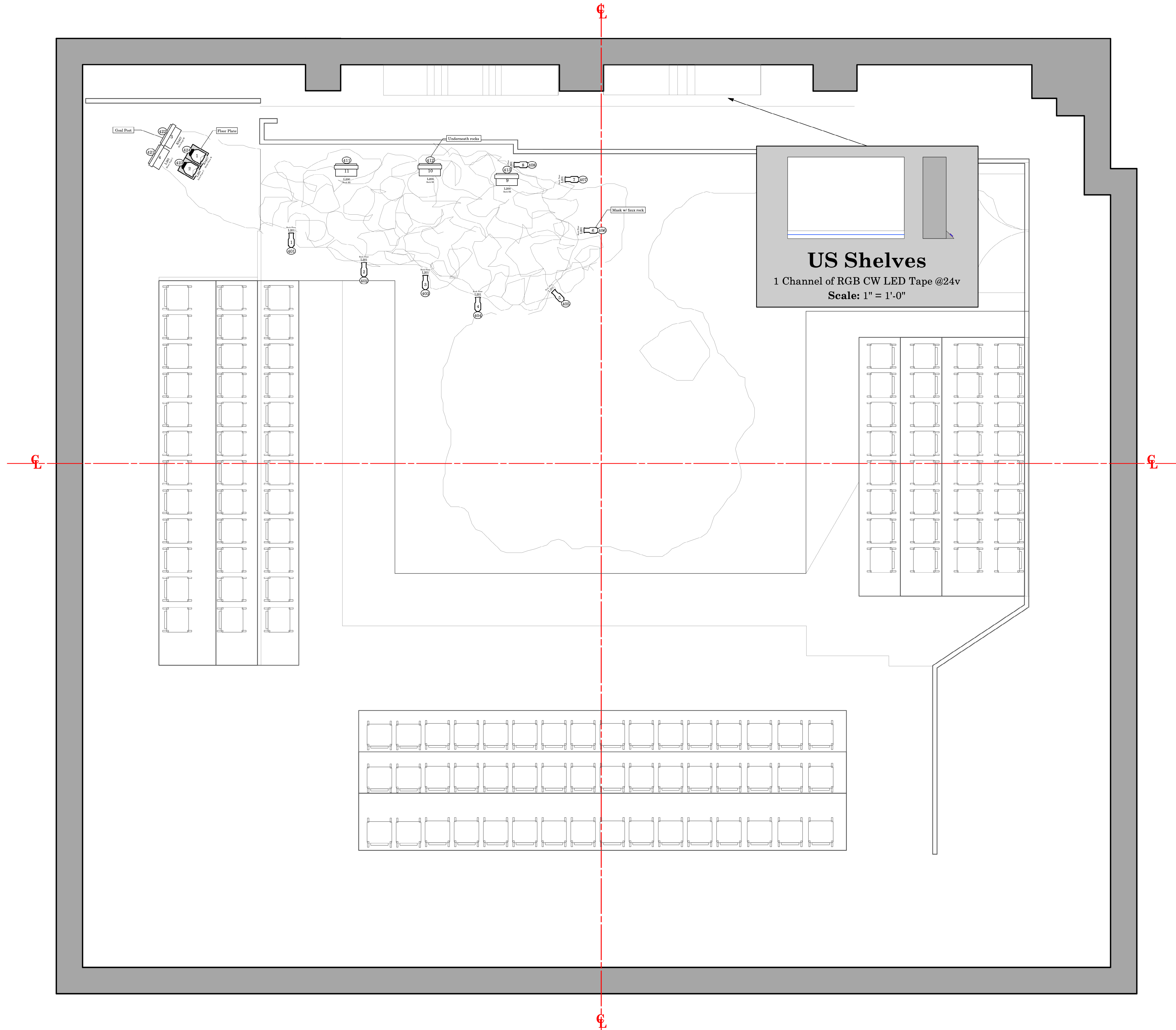
Blackbox Theatre

**PRODUCER:** CaArts  
**DIRECTOR:** Director  
**SETS:** Scenic  
**COSTUMES:** Costumes  
**SOUND:** Sound  
**LIGHTING:** Max Olat  
**ASST. LD:** AID  
**FE:** FE  
**ME:** ME  
**PROGRAM:** Program

**MO MAX OKST** PLATE  
 (631) 605-8525 | maxokst@gmail.com  
 www.maxokst.com

Over Stage w/ Viz  
 3/8" = 1'0" Arch D

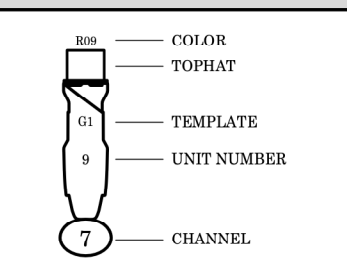
2 OF 4



**KEY**

- Conventionals**
- ETC Source 4 36deg @ 575w
  - ETC Source4 26deg 750W @ 750w
  - ETC Source4 36deg 750W @ 750w
  - ETC Source4 50deg 750 @ 750w
  - WFL S4 PAR @ 575w
  - MFL S4 PAR @ 575w
  - WFL S4 PAR @ 575w
  - Single Cyc @ 1kw
  - BIRDIE MFL @ 300w
- Accessories**
- 7.5in 4 Leaf Barn
  - Door
  - 6.25in Top Hat
  - 6.25in Short Top Hat


**TYPICAL**



**NOTES**

1. ALL UNITS ON 1" CENTERS UNLESS OTHERWISE NOTED ON PLOT
2. BOOM POSITIONS MARKED AS DISTANCE FROM CL
3. ALL BOOM HEIGHTS MEASURED FROM STAGE DECK (0'-0") TO CLAMP POSITION
4. DROP COLOR, TEMPLATES, AND ACCESSORIES PRIOR TO FOCUS
5. PLEASE HAVE SPARE CUTS OF R119 & R124 AT FOCUS
6. ALL CHANGES/SUBSTITUTIONS MUST BE APPROVED BY DESIGNER

**TEMPLATES**



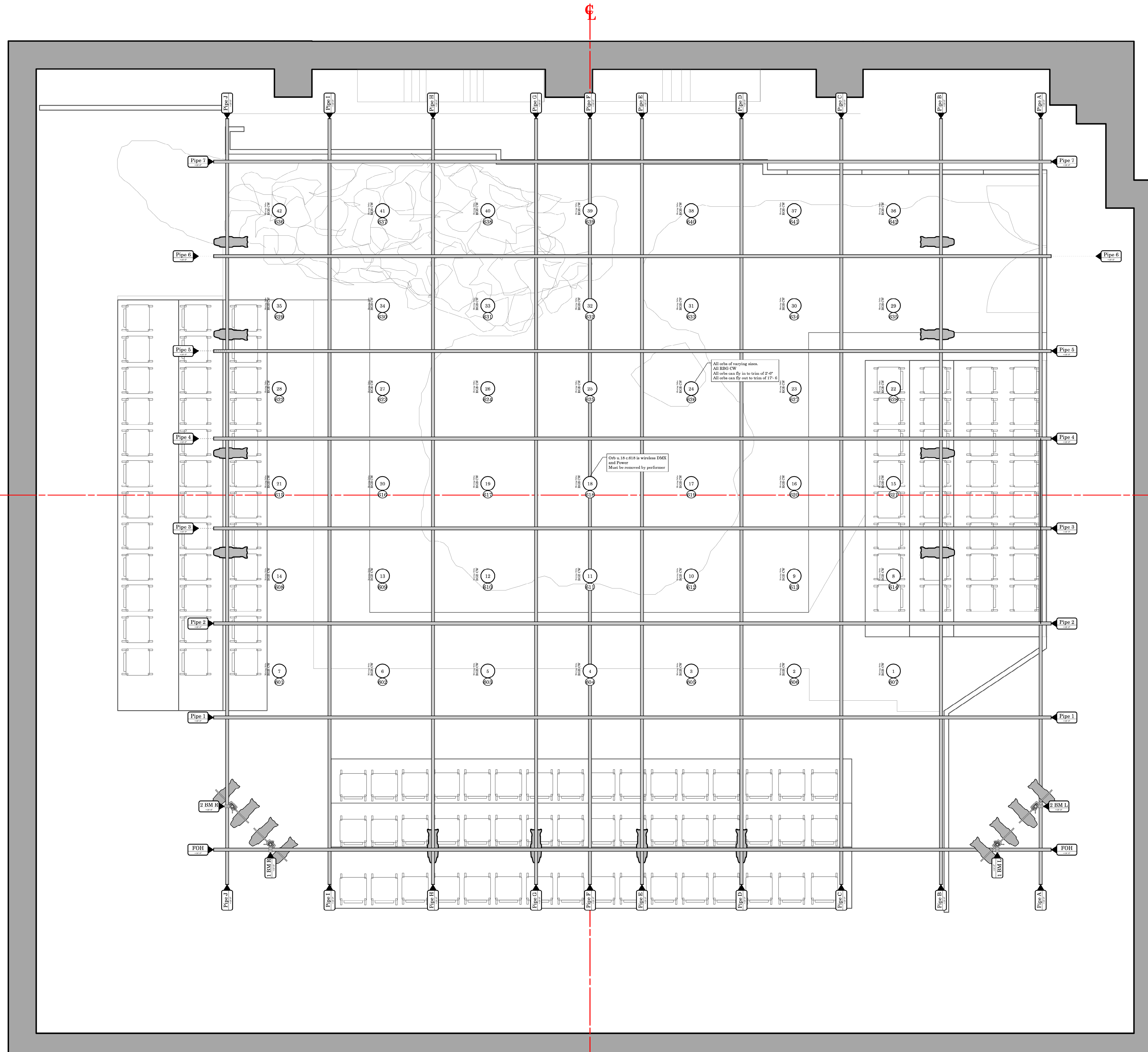
**REVISIONS**

DATE	CHANGES	WHO
11/10/22	Preliminary	MAO
11/17/22	Final	MAO

**CaARTS**  
Blackbox Theatre

**PRODUCER:** CaArts  
**DIRECTOR:** Director  
**SETS:** Scenic  
**COSTUMES:** Costumes  
**SOUND:** Sound  
**LIGHTING:** Max Okst  
**ASST. LD:** ALD  
**FE:** FE  
**ME:** ME  
**PROGRAM:** Program

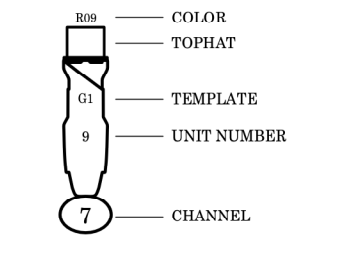
**MO MAX OKST** PLATE  
 (631) 605-8525 | maxokst@gmail.com  
 www.maxokst.com



KEY

- Conventionals**
- ETC Source4 36deg @ 575w
  - ETC Source4 26deg 750W @ 750w
  - ETC Source4 36deg 750W @ 750w
  - ETC Source4 50deg 750 @ 750w
  - WFL S4 PAR @ 575w
  - MFL S4 PAR @ 575w
  - WFL S4 PAR @ 575w
  - Single Cyc @ 1kw
  - BIRDIE MFL @ 300w
- Accessories**
- 7.5in 4 Leaf Barn Door
  - 6.25in Top Hat
  - 6.25in Short Top Hat


TYPICAL



NOTES

1. ALL UNITS ON 1" CENTERS UNLESS OTHERWISE NOTED ON PLOT
2. BOOM POSITIONS MARKED AS DISTANCE FROM CL
3. ALL BOOM HEIGHTS MEASURED FROM STAGE DECK (0'-0") TO CLAMP POSITION
4. DROP COLOR, TEMPLATES, AND ACCESSORIES PRIOR TO FOCUS
5. PLEASE HAVE SPARE CUTS OF R119 & R12 AT FOCUS
6. ALL CHANGES/SUBSTITUTIONS MUST BE APPROVED BY DESIGNER

TEMPLATES



REVISIONS

DATE	CHANGES	WHO
11/10/22	Preliminary	MAO
11/17/22	Final	MAO

CalARTS

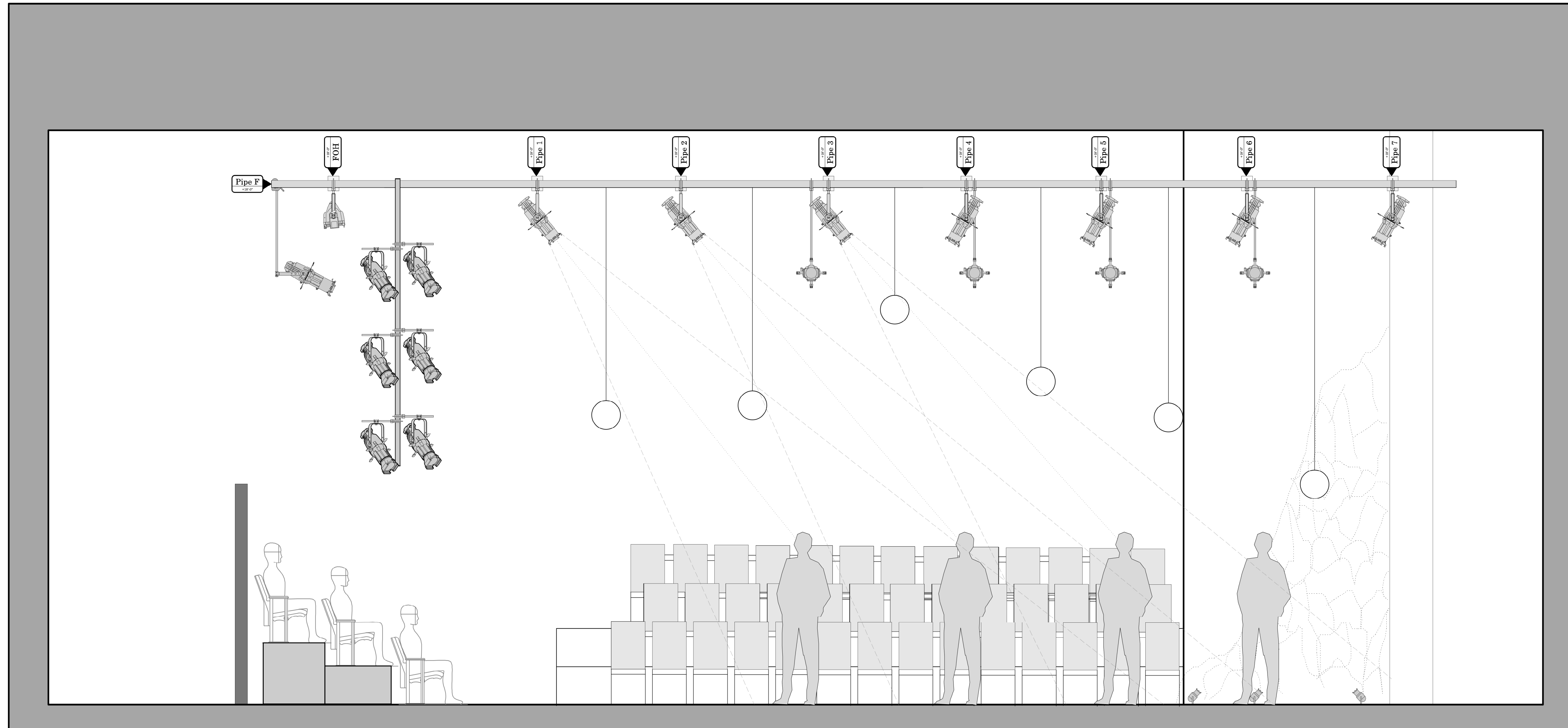
Blackbox Theatre

**PRODUCER:** CalArts  
**DIRECTOR:** Director  
**SETS:** scenic  
**COSTUMES:** Costumes  
**SOUND:** Sound  
**LIGHTING:** Max Okst  
**ASST. LD:** ALD  
**FE:** FE  
**ME:** ME  
**PROGRAM:** Program

**MO MAX OKST** PLATE  
 (631) 605-8525 | maxokst@gmail.com  
 www.maxokst.com

**Orb Detail**  
 3/8" = 1'0" Arch D

**4**  
OF 4



**KEY**

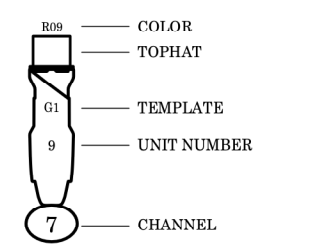
**Conventionals**

- ETC Source 4 36deg @ 575w
- ETC Source 4 26deg 750W @ 750w
- ETC Source 4 36deg 750W @ 750w
- ETC Source 4 50deg 750 @ 750w
- WFL S4 PAR @ 575w
- MFL S4 PAR @ 575w
- WFL S4 PAR @ 575w
- Single Cyc @ 1kw
- BIRDIE MFL @ 300w

**Accessories**

- 7.5in 4 Leaf Barn
- Door
- 6.25in Top Hat
- 6.25in Short Top Hat

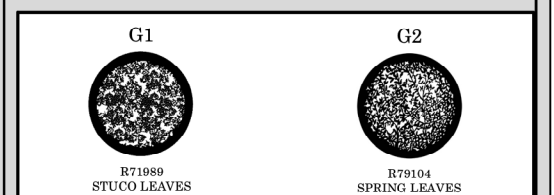
**TYPICAL**



**NOTES**

1. ALL UNITS ON 1" CENTERS UNLESS OTHERWISE NOTED ON PLOT
2. BOOM POSITIONS MARKED AS DISTANCE FROM CL
3. ALL BOOM HEIGHTS MEASURED FROM STAGE DECK (0'-0") TO CLAMP POSITION
4. DROP COLOR, TEMPLATES, AND ACCESSORIES PRIOR TO FOCUS
5. PLEASE HAVE SPARE CUTS OF R119 & R12 AT FOCUS
6. ALL CHANGES/SUBSTITUTIONS MUST BE APPROVED BY DESIGNER

**TEMPLATES**



**REVISIONS**

DATE	CHANGES	WHO
11/10/22	Preliminary	MAO
11/17/22	Final	MAO

**CaARTS**  
Blackbox Theatre

**PRODUCER:** CaArts  
**DIRECTOR:** Director  
**SETS:** Scenic  
**COSTUMES:** Costumes  
**SOUND:** Sound  
**LIGHTING:** Max Okst  
**ASST. LD:** ALD  
**FE:** FE  
**ME:** ME  
**PROGRAM:** Program

**MO MAX OKST** PLATE  
(631) 605-8525 | maxokst@gmail.com  
www.maxokst.com

**Section 5**  
1/2" = 1'0" Arch D  
OF 4