


Fleeting moments with others
shape us into who we become,
often without us noticing



Max Okst
Thin Walls
Emotional Response

This should be the warmest environment to start the show. As the show continues, the warmth from here should spread out into each environment as the narrator becomes part of the community of the building. The sun should be the motivated source for this environment, and the lamps can be used to show time of day in this location.



Max Okst
Thin Walls
Appt. 303

The hallway is a place where characters can be together and interact. The hallway should be a cool/green place towards the beginning of the play, and transform into a warm inviting place as the narrator becomes part of the community.



Max Okst
Thin Walls
Hallway

This should be one of the coolest environments because it is the access to the outside world. This is the transition place between the warm community inside and the cold world outside of the building.



Max Okst
Thin Walls
Lobby

Because this room has no windows it is important the only light source for the room is from lamps and overhead lighting fixtures. This gives the opportunity to play with shadows cast from the source and how that affects the atmosphere in which the two characters live.

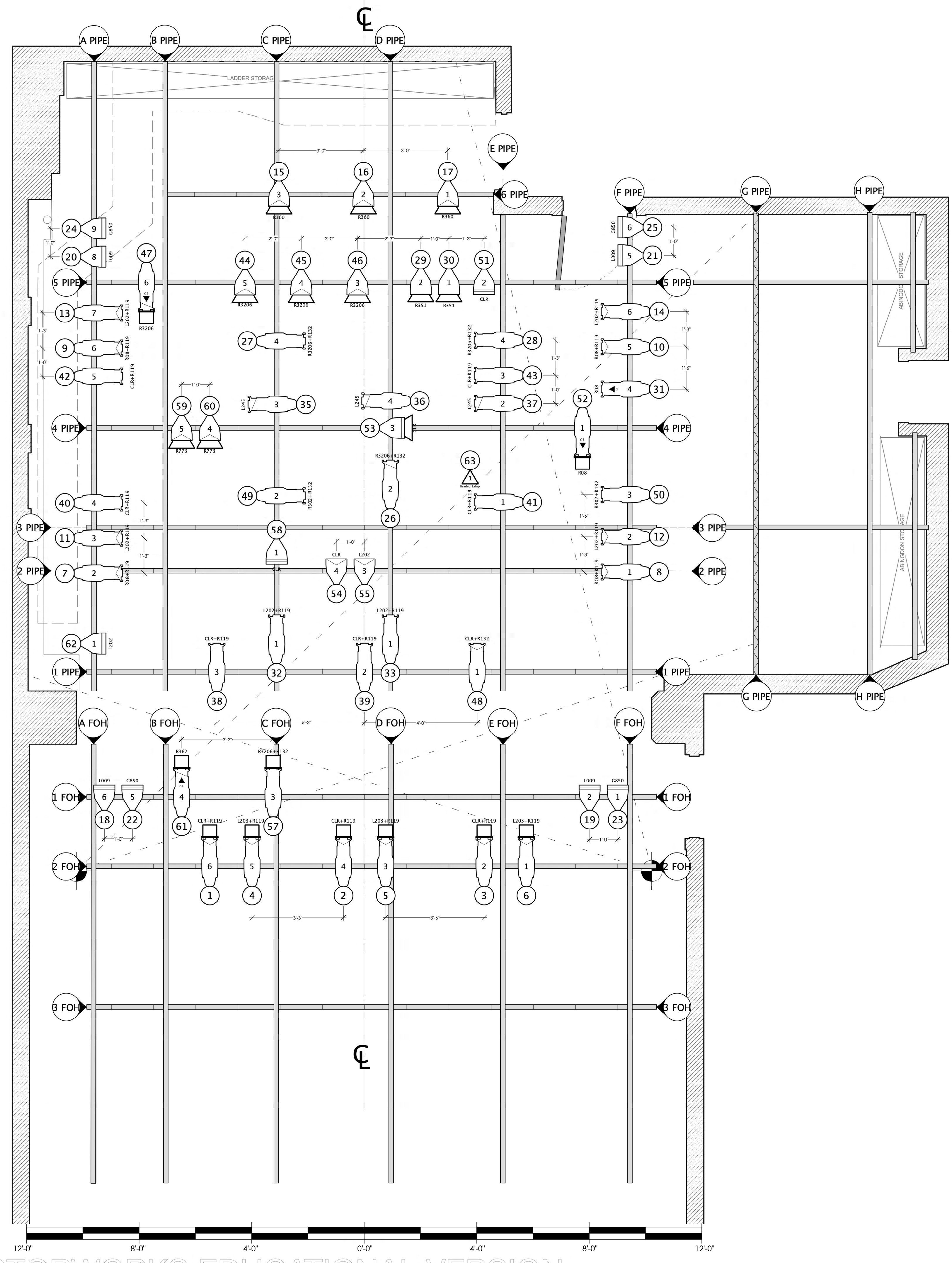
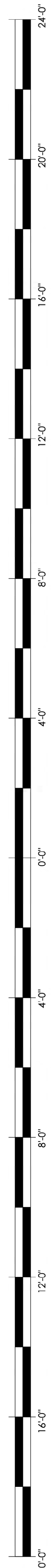
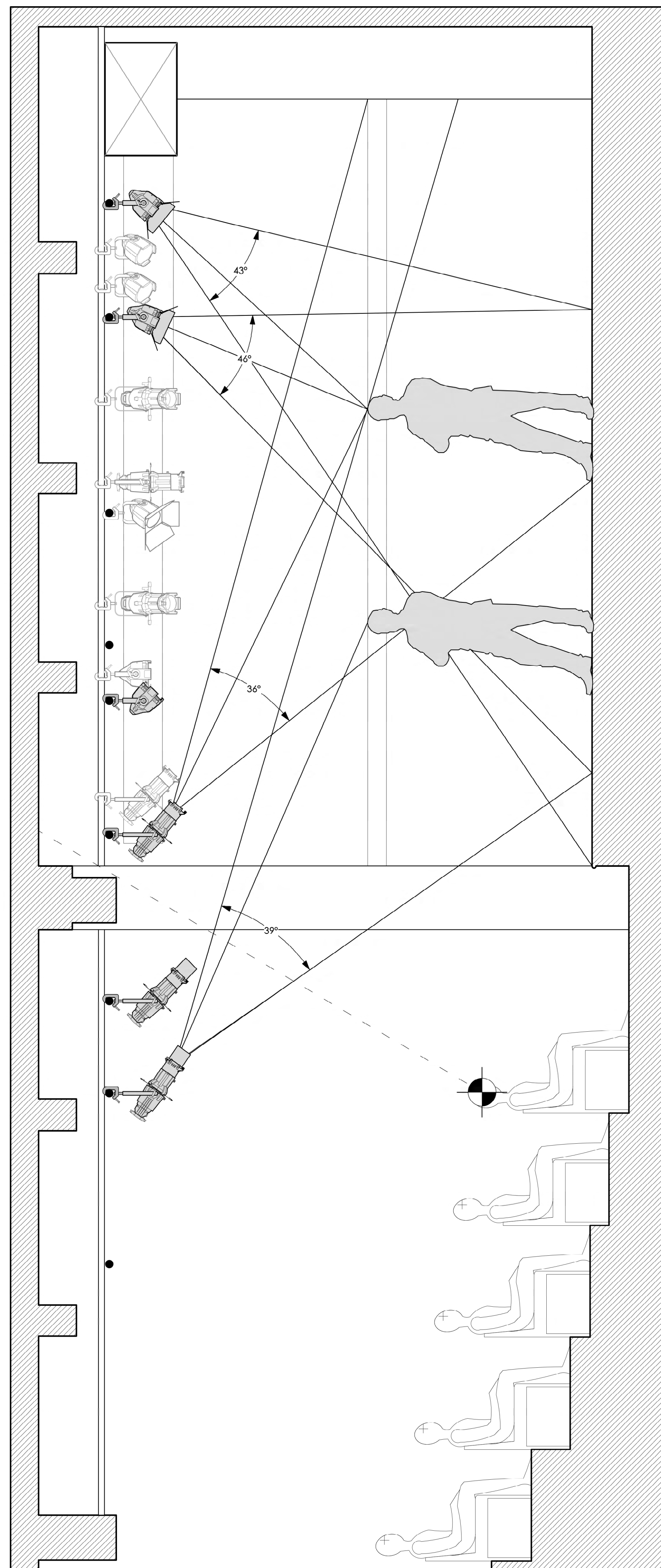


Max Okst
Thin Walls
Joe + Mady Appt.

The lighting should be full of shadows because the source is directly overhead. It should be a consistent look, and would be fairly warm due to the source. We should feel as though we don't recognize the people because of the shadows on their faces.



Max Okst
Thin Walls
Elevator



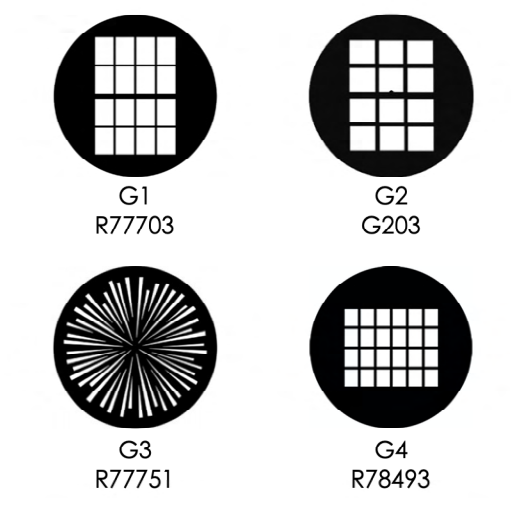
KEY

- S4 19° @ 575w
- S4 26° @ 575w
- S4 36° @ 575w
- S4 50° @ 575w
- S4 PAR NSP @ 575w
- S4 PAR MFL @ 575w
- S4 PAR WFL @ 575w
- S4 PARNEL @ 575w
- PRACTICAL

TYPICAL

- R59 COLOR
- 7.5" BARN DOOR
- 6.25" TOPHAT
- TEMPLATE G1
- G1 R77703
- G2 R77751
- G3 R78493
- G4 R78493
- CHANNEL NUMBER 1

TEMPLATES



NOTES

- 1) ALL UNITS ON 18" CENTERS UNLESS OTHER WISE NOTES
- 2) DROP COLOR, TEMPLATES, ACCESSORIES, AND SCROLLERS PRIOR TO FOCUS
- 3) HAVE SPARE R119 AND R132 AVAILABLE AT FOCUS
- 4) PROVIDE 1 LITTLITE, AC POWER, AND RVI AT DESIGNER TECH TABLE
- 5) ALL CHANGES MUST BE APPROVED BY DESIGNER

REVISIONS

#	DESCRIPTION	DATE	BY
#1	ROUGH	02.24.20	M. OKST
#2	FINAL	03.06.20	M. OKST

LIGHT PLOT

THIN WALLS
 ABINGDON THEATRE COMPANY
 NEW YORK, NEW YORK

Director: Rachel Lampert
 Lighting Designer: Max Okst

DATE: 03.06.20 SCALE: 1/2"=1'0"

This drawing represents visual concepts and suggested construction and fixture placement only. The Designer is not responsible for determining the structural or electrical requirements of this design, and will not assume responsibility for improper engineering, construction, handling, or use. All materials and construction must comply with the most stringent applicable Federal and Local Fire, Safety, Energy, and Environmental Codes.

THIN WALLS

Abingdon Theatre Company
312 West 36th St.
New York, NY

MAGIC SHEET

MAX OKST

103 Oakes St.
Port Jefferson, NY
(631) 605-9525

1
ALL

FRONT CLR

2
ALL

FRONT L203

3
ALL

SIDE > CLR

4
ALL

SIDE < CLR

5
ALL

SIDE > L202

6
ALL

SIDE < L202

7
ALL

BACK R360

8
ALL

TONE L009

9
ALL

TONE G850

10
ALL

BEAUTY SALON

11
ALL

HALLWAY

12
ALL

INSIDE 303

13
ALL

JOE'S ROOM

14
ALL

ELEVATOR

15
ALL

OUTSIDE 303

16
ALL

LOBBY

63 - Beaded Lamp
500 - House

SPECIALS

















PALETTES



















PRESETS





















TEMPLATES

Dir: Rachel Lampert
 Email
 Phone #

LD: Max Okst
 mokst@gmail.com
 (631) 605-9525

Channel	Pos	U#	Purpose	Inst Type	Load	Accessory	Color	Gobo
(1)	2 FOH	6	Warm Front SR	S4 50°	575w	6.25" Top Hat	 CLR+ R119	
(2)	2 FOH	4	Warm Front C	S4 50°	575w	6.25" Top Hat	 CLR+ R119	
(3)	2 FOH	2	Warm Front SL	S4 50°	575w	6.25" Top Hat	 CLR+ R119	
(4)	2 FOH	5	Cool Front SR	S4 50°	575w	6.25" Top Hat	 L203+ R119	
(5)	2 FOH	3	Cool Front C	S4 50°	575w	6.25" Top Hat	 L203+ R119	
(6)	2 FOH	1	Cool Front SL	S4 50°	575w	6.25" Top Hat	 L203+ R119	
(7)	A PIPE	2	DS Warm Side >	S4 50°	575w		 R08+ R119	
(8)	F PIPE	1	DS Warm Side <	S4 50°	575w		 R08+ R119	
(9)	A PIPE	6	US Warm Side >	S4 50°	575w		 R08+ R119	
(10)	F PIPE	5	US Warm Side <	S4 50°	575w		 R08+ R119	
(11)	A PIPE	3	DS Cool Side >	S4 50°	575w		 L202+ R119	
(12)	F PIPE	2	DS Cool Side <	S4 50°	575w		 L202+ R119	
(13)	5 PIPE	7	US Cool Side >	S4 50°	575w		 L202+ R119	
(14)	5 PIPE	6	US Cool Side <	S4 50°	575w		 L202+ R119	
(15)	6 PIPE	3	Full Stage Back	S4 PAR WFL	575w	7.5 4 Leaf Barn Door	 R360	
(16)	6 PIPE	2	Full Stage Back	S4 PAR WFL	575w	7.5 4 Leaf Barn Door	 R360	

Channel	Pos	U#	Purpose	Inst Type	Load	Accessory	Color	Gobo
(17)	6 PIPE	1	Full Stage Back	S4 PAR WFL	575w	7.5 4 Leaf Barn Door	 R360	
(18)	1 FOH	6	Warm Tone	S4 PARnel	575w		 L009	
(19)	1 FOH	2	Warm Tone	S4 PARnel	575w		 L009	
(20)	A PIPE	8	Warm Tone	S4 PARnel	575w		 L009	
(21)	F PIPE	5	Warm Tone	S4 PARnel	575w		 L009	
(22)	1 FOH	5	Cool Tone	S4 PARnel	575w		 G850	
(23)	1 FOH	1	Cool Tone	S4 PARnel	575w		 G850	
(24)	A PIPE	9	Cool Tone	S4 PARnel	575w		 G850	
(25)	F PIPE	6	Cool Tone	S4 PARnel	575w		 G850	
(26)	3 PIPE	2	Beauty Salon Front	S4 26°	575w		 R3206+ R132	
(27)	C PIPE	4	Beauty Salon Side >	S4 36°	575w		 R3206+ R132	
(28)	E PIPE	4	Beauty Salon Side <	S4 36°	575w		 R3206+ R132	
(29)	5 PIPE	2	Beauty Salon Back	S4 PAR MFL	575w	7.5 4 Leaf Barn Door	 R351	
(30)	5 PIPE	1	Beauty Salon Back	S4 PAR MFL	575w	7.5 4 Leaf Barn Door	 R351	
(31)	F PIPE	4	Beauty Salon Template	S4 36°	575w		 R08	 R77703
(32)	C PIPE	1	Hallway Front	S4 36°	575w		 L202+ R119	
(33)	D PIPE	1	Hallway Front	S4 36°	575w		 L202+ R119	

Channel	Pos	U#	Purpose	Inst Type	Load	Accessory	Color	Gobo
(35)	4 PIPE	3	Hallway Top	S4 26°	575w		 L245	
(36)	4 PIPE	4	Hallway Top	S4 26°	575w		 L245	
(37)	4 PIPE	2	Hallway Top	S4 26°	575w		 L245	
(38)	1 PIPE	3	Inside 303 Front	S4 36°	575w		 CLR+ R119	
(39)	1 PIPE	2	Inside 303 Front	S4 36°	575w		 CLR+ R119	
(40)	A PIPE	4	Inside 303 Side >	S4 36°	575w		 CLR+ R119	
(41)	E PIPE	1	Inside 303 Side <	S4 36°	575w		 CLR+ R119	
(42)	A PIPE	5	Inside 303 Side >	S4 36°	575w		 CLR+ R119	
(43)	E PIPE	3	Inside 303 Side <	S4 36°	575w		 CLR+ R119	
(44)	5 PIPE	5	Inside 303 Back	S4 PAR WFL	575w	7.5 4 Leaf Barn Door	 R3206	
(45)	5 PIPE	4	Inside 303 Back	S4 PAR WFL	575w	7.5 4 Leaf Barn Door	 R3206	
(46)	5 PIPE	3	Inside 303 Back	S4 PAR WFL	575w	7.5 4 Leaf Barn Door	 R3206	
(47)	5 PIPE	6	Inside 303 Back Temp.	S4 26°	575w	6.25" Top Hat	 R3206	 G203
(48)	1 PIPE	1	Joe's Room Front	S4 50°	575w		 CLR+ R132	
(49)	C PIPE	2	Joe's Room Side >	S4 36°	575w		 R302+ R132	
(50)	3 PIPE	3	Joe's Room Side <	S4 36°	575w		 R302+ R132	
(51)	5 PIPE	2	Joe's Room Top	S4 PARnel	575w		 CLR	
(52)	4 PIPE	1	Joe's Room Back Temp.	S4 36°	575w	6.25" Top Hat	 R08	 R77751

Channel	Pos	U#	Purpose	Inst Type	Load	Accessory	Color	Gobo
(53)	4 PIPE	3	Elevator	S4 PARnel	575w	7.5 4 Leaf Barn Door	<input type="radio"/> CLR	
(54)	2 PIPE	4	Outside 303 Front	S4 PAR WFL	575w		<input type="radio"/> CLR	
(55)	2 PIPE	3	Outside 303 Front	S4 PAR WFL	575w		<input type="radio"/> L202	
(57)	1 FOH	3	Lobby Front	S4 36°	575w	6.25" Top Hat	<input type="radio"/> R3206+ R132	
(58)	2 PIPE	1	Lobby Top	S4 PARnel	575w		<input type="radio"/> CLR	
(59)	4 PIPE	5	Lobby Back	S4 PAR WFL	575w	7.5 4 Leaf Barn Door	<input type="radio"/> R773	
(60)	4 PIPE	4	Lobby Back	S4 PAR WFL	575w	7.5 4 Leaf Barn Door	<input type="radio"/> R773	
(61)	1 FOH	4	Lobby Window Special	S4 26°	575w	6.25" Top Hat	<input type="radio"/> R362	<input checked="" type="radio"/> R78493
(62)	1 PIPE	1	Lobby Side	S4 PARnel	575w		<input type="radio"/> L202	
(63)	SCEN IC	1	Beaded Lamp	Practical				
(500)	HOUS E	1	House	Architect ure				

Dir: Rachel Lampert
Email
Phone #

LD: Max Okst
mokst@gmail.com
(631) 605-9525

TABLE OF CONTENTS









4 PIPE	1	1 FOH	3
E PIPE	1	5 PIPE	3
A PIPE	1	3 PIPE	4
1 PIPE	2	2 FOH	4
D PIPE	2	2 PIPE	4
C PIPE	2	6 PIPE	4
F PIPE	2	SCENIC	5
		HOUSE	5

Dir: Rachel Lampert




Email

Phone #








4 PIPE

U#	Chan	Purpose	Inst Type & Load	Color	Accessory	Gobo
1	(52)	Joe's Room Back Temp.	S4 36° 575w	 R08	6.25" Top Hat	 R77751
2	(37)	Hallway Top	S4 26° 575w	 L245		
3	(35)	Hallway Top	S4 26° 575w	 L245		
3	(53)	Elevator	S4 PARnel 575w	 CLR	7.5 4 Leaf Barn Door	
4	(36)	Hallway Top	S4 26° 575w	 L245		
4	(60)	Lobby Back	S4 PAR WFL 575w	 R773	7.5 4 Leaf Barn Door	
5	(59)	Lobby Back	S4 PAR WFL 575w	 R773	7.5 4 Leaf Barn Door	





E PIPE

U#	Chan	Purpose	Inst Type & Load	Color	Accessory	Gobo
1	(41)	Inside 303 Side <	S4 36° 575w	 CLR+R119		
3	(43)	Inside 303 Side <	S4 36° 575w	 CLR+R119		
4	(28)	Beauty Salon Side <	S4 36° 575w	 R3206+ R132		


A PIPE

U#	Chan	Purpose	Inst Type & Load	Color	Accessory	Gobo
2	(7)	DS Warm Side >	S4 50° 575w	 R08+R119		
3	(11)	DS Cool Side >	S4 50° 575w	 L202+R119		
4	(40)	Inside 303 Side >	S4 36° 575w	 CLR+R119		
5	(42)	Inside 303 Side >	S4 36° 575w	 CLR+R119		
6	(9)	US Warm Side >	S4 50° 575w	 R08+R119		
8	(20)	Warm Tone	S4 PARnel 575w	 L009		
9	(24)	Cool Tone	S4 PARnel 575w	 G850		




1 PIPE

U#	Chan	Purpose	Inst Type & Load	Color	Accessory	Gobo
1	(48)	Joe's Room Front	S4 50° 575w	 CLR+R132		
1	(62)	Lobby Side	S4 PARnel 575w	 L202		
2	(39)	Inside 303 Front	S4 36° 575w	 CLR+R119		
3	(38)	Inside 303 Front	S4 36° 575w	 CLR+R119		








D PIPE

U#	Chan	Purpose	Inst Type & Load	Color	Accessory	Gobo
1	(33)	Hallway Front	S4 36° 575w	 L202+R119		








C PIPE

U#	Chan	Purpose	Inst Type & Load	Color	Accessory	Gobo
1	(32)	Hallway Front	S4 36° 575w	 L202+R119		
2	(49)	Joe's Room Side >	S4 36° 575w	 R302+ R132		
4	(27)	Beauty Salon Side >	S4 36° 575w	 R3206+ R132		











F PIPE

U#	Chan	Purpose	Inst Type & Load	Color	Accessory	Gobo
1	(8)	DS Warm Side <	S4 50° 575w	 R08+R119		
2	(12)	DS Cool Side <	S4 50° 575w	 L202+R119		
4	(31)	Beauty Salon Template	S4 36° 575w	 R08		 R77703
5	(10)	US Warm Side <	S4 50° 575w	 R08+R119		
5	(21)	Warm Tone	S4 PARnel 575w	 L009		
6	(25)	Cool Tone	S4 PARnel 575w	 G850		



1 FOH

U#	Chan	Purpose	Inst Type & Load	Color	Accessory	Gobo
1	(23)	Cool Tone	S4 PARnel 575w	 G850		
2	(19)	Warm Tone	S4 PARnel 575w	 L009		
3	(57)	Lobby Front	S4 36° 575w	 R3206+ R132	6.25" Top Hat	
4	(61)	Lobby Window Special	S4 26° 575w	 R362	6.25" Top Hat	 R78493
5	(22)	Cool Tone	S4 PARnel 575w	 G850		
6	(18)	Warm Tone	S4 PARnel 575w	 L009		







5 PIPE

U#	Chan	Purpose	Inst Type & Load	Color	Accessory	Gobo
1	(30)	Beauty Salon Back	S4 PAR MFL 575w	 R351	7.5 4 Leaf Barn Door	
2	(29)	Beauty Salon Back	S4 PAR MFL 575w	 R351	7.5 4 Leaf Barn Door	
2	(51)	Joe's Room Top	S4 PARnel 575w	 CLR		
3	(46)	Inside 303 Back	S4 PAR WFL 575w	 R3206	7.5 4 Leaf Barn Door	
4	(45)	Inside 303 Back	S4 PAR WFL 575w	 R3206	7.5 4 Leaf Barn Door	
5	(44)	Inside 303 Back	S4 PAR WFL 575w	 R3206	7.5 4 Leaf Barn Door	
6	(14)	US Cool Side <	S4 50° 575w	 L202+R119		
6	(47)	Inside 303 Back Temp.	S4 26° 575w	 R3206	6.25" Top Hat	 G203
7	(13)	US Cool Side >	S4 50° 575w	 L202+R119		




3 PIPE

U#	Chan	Purpose	Inst Type & Load	Color	Accessory	Gobo
2	(26)	Beauty Salon Front	S4 26° 575w	 R3206+		
				R132		
3	(50)	Joe's Room Side <	S4 36° 575w	 R302+		
				R132		




2 FOH

U#	Chan	Purpose	Inst Type & Load	Color	Accessory	Gobo
1	(6)	Cool Front SL	S4 50° 575w	 L203+R119	6.25" Top Hat	
2	(3)	Warm Front SL	S4 50° 575w	 CLR+R119	6.25" Top Hat	
3	(5)	Cool Front C	S4 50° 575w	 L203+R119	6.25" Top Hat	
4	(2)	Warm Front C	S4 50° 575w	 CLR+R119	6.25" Top Hat	
5	(4)	Cool Front SR	S4 50° 575w	 L203+R119	6.25" Top Hat	
6	(1)	Warm Front SR	S4 50° 575w	 CLR+R119	6.25" Top Hat	

2 PIPE

U#	Chan	Purpose	Inst Type & Load	Color	Accessory	Gobo
1	(58)	Lobby Top	S4 PARnel 575w	 CLR		
3	(55)	Outside 303 Front	S4 PAR WFL 575w	 L202		
4	(54)	Outside 303 Front	S4 PAR WFL 575w	 CLR		

6 PIPE

U#	Chan	Purpose	Inst Type & Load	Color	Accessory	Gobo
1	(17)	Full Stage Back	S4 PAR WFL 575w	 R360	7.5 4 Leaf Barn Door	
2	(16)	Full Stage Back	S4 PAR WFL 575w	 R360	7.5 4 Leaf Barn Door	
3	(15)	Full Stage Back	S4 PAR WFL 575w	 R360	7.5 4 Leaf Barn Door	

SCENIC

U#	Chan	Purpose	Inst Type & Load	Color	Accessory	Gobo
1	(63)	Beaded Lamp	Practical			

HOUSE

U#	Chan	Purpose	Inst Type & Load	Color	Accessory	Gobo
1	(500)	House	Architecture			