

Max Okst



Wealth & Hellness

Written by Luna Izpisua Rodriguez

Butler Building 2 | CalArts | 2023

Director - Luna Izpisua Rodriguez

Scenic Designer - Jane Hamor

Costume Designer - Tara Froehlich

Lighting Designer - Max Okst

Asst. Lighting Designer - Emma McManus

Video Designer - Luna Izpisua Rodriguez

Sound Designer - Nick DePinto

Producer - Elizabeth Price

Max Okst

Design Statement



Wealth & Hellness is a new play set in an affluent coastal Californian community. It follows the stories of a fractured family, struggling real estate agents, an outsider, and a wellness influencer. Constructed in a dramatic style that draws on reality TV, it tells a story of romance, surfing, race cars, and real estate. This story, which pits wealth against authenticity, forces us to reflect on the land in which we reside and who truly owns it. As a team, we were interested in drawing from our own lived experience as Californians (both transplants and natives), and how those experiences shape the way we interact with the world around us.

My lighting goals for the production were to bring the natural and highly directional California sun into the windows of our space. The play happens over the course of a single day, and the light of this play mimics the movement of the sun from its rise to its fall, reflecting the journey of these characters.



To achieve this, I developed a plot that allowed for sharp, directional sunlight through the many apertures of the set. This sharpness created some dynamic and natural shadows that reinforced the intense SoCal sun. As the play progressed, the movement of the day was created through everchanging angles and colors. As we dip into night, the energy shifted upstage, to push the action towards the audience and draw us into the chaotic finale.





Max Okst

Production Photos









EDWARD HOPPER






















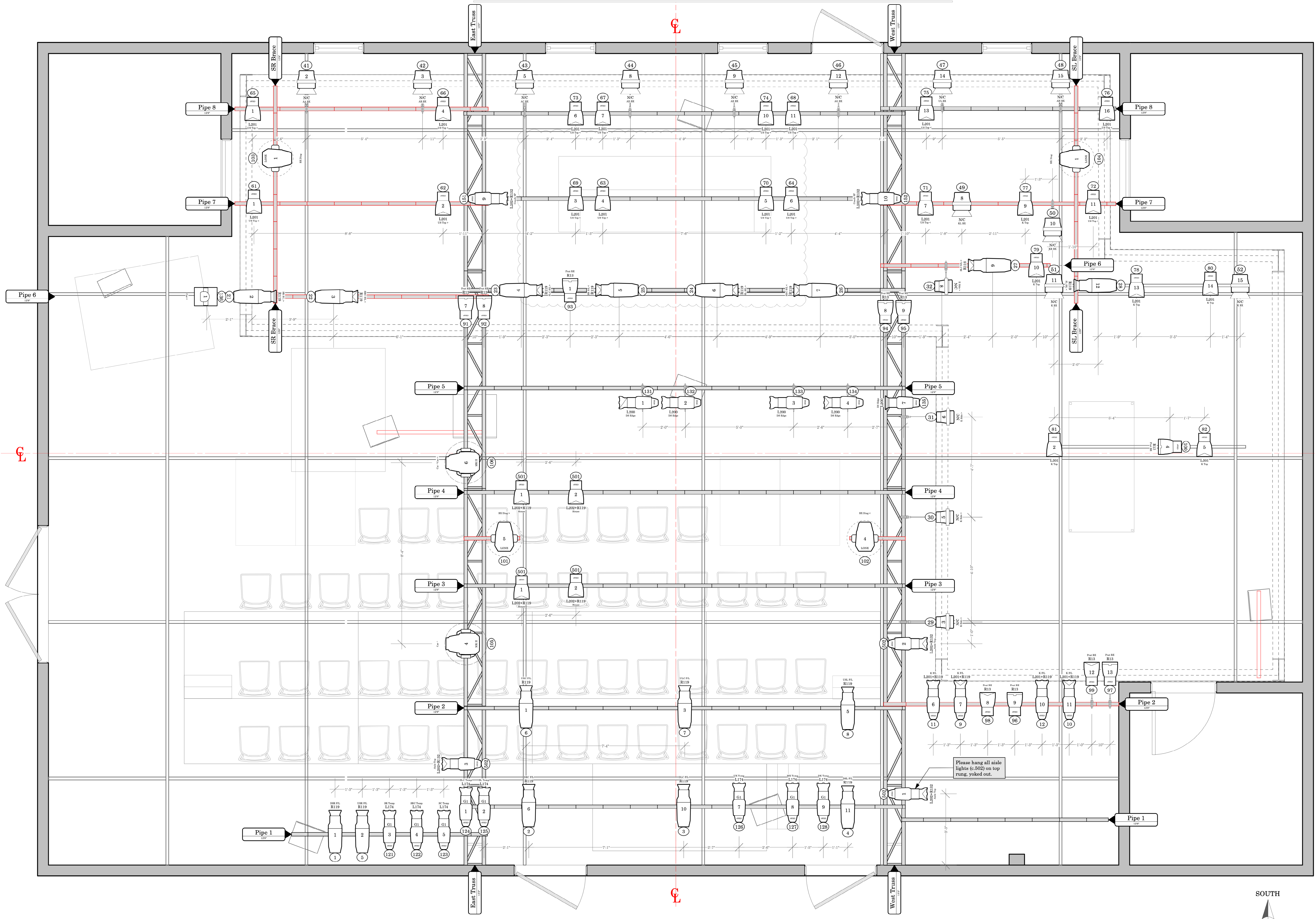












KEY

Conventionals

- ETC Source4WRD 26deg
- ETC Source4WRD 36deg
- ETC Source4WRD 50deg
- ETC Source4WRD 70deg
- ETC Source 4WRD PAR
- WFL
- ETC Source 4WRD PAR
- XWFL

LED

- Chauvet Ovation Reve E3 36deg
- Chauvet Ovation Reve E3 50deg
- Chauvet Ovation Reve E3 70deg
- Chauvet COLORado 1 Quad Zoom VW
- Chauvet COLORado 3 Solo
- ETC ColorSource PAR Medium Oval
- Elation Seven Batten 72

Moving Light

- ETC High End Lonestar
- Chauvet Maverick Mk2 Profile
- MAC Encore Performance WRM

SFX

- PAR16 BIRDIE ENH
- Practical

TYPICAL

- NOTES**
- ALL UNITS ON 1" CENTERS UNLESS OTHERWISE NOTED ON PLOT
 - BOOM POSITIONS MARKED AS DISTANCE FROM CL
 - ALL BOOM HEIGHTS MEASURED FROM STAGE DECK (0'-0") TO CLAMP POSITION
 - DROP COLOR, TEMPLATES, AND ACCESSORIES PRIOR TO FOCUS
 - PLEASE HAVE SPARE CUTS OF R119 & R132 AT FOCUS
 - ALL CHANGES/SUBSTITUTIONS MUST BE APPROVED BY DESIGNER

TEMPLATES

REVISIONS

DATE	CHANGES	WHO
10/28/23	Preliminary	MAO
11/6/23	Finals	MAO
11/7/23	Pipe Update 1	MAO
11/17/23	Pipe Update 2	MAO
11/16/23	Pipe Update 3 & Lonestars	MAO

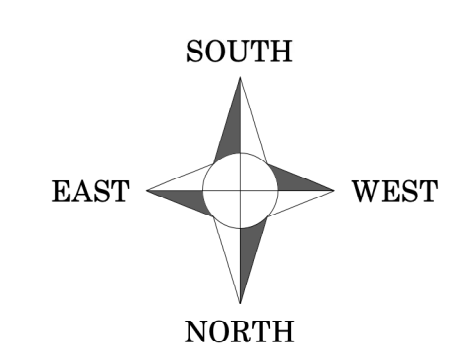
CaLARTS
Wealth & Wellness [MFA2]

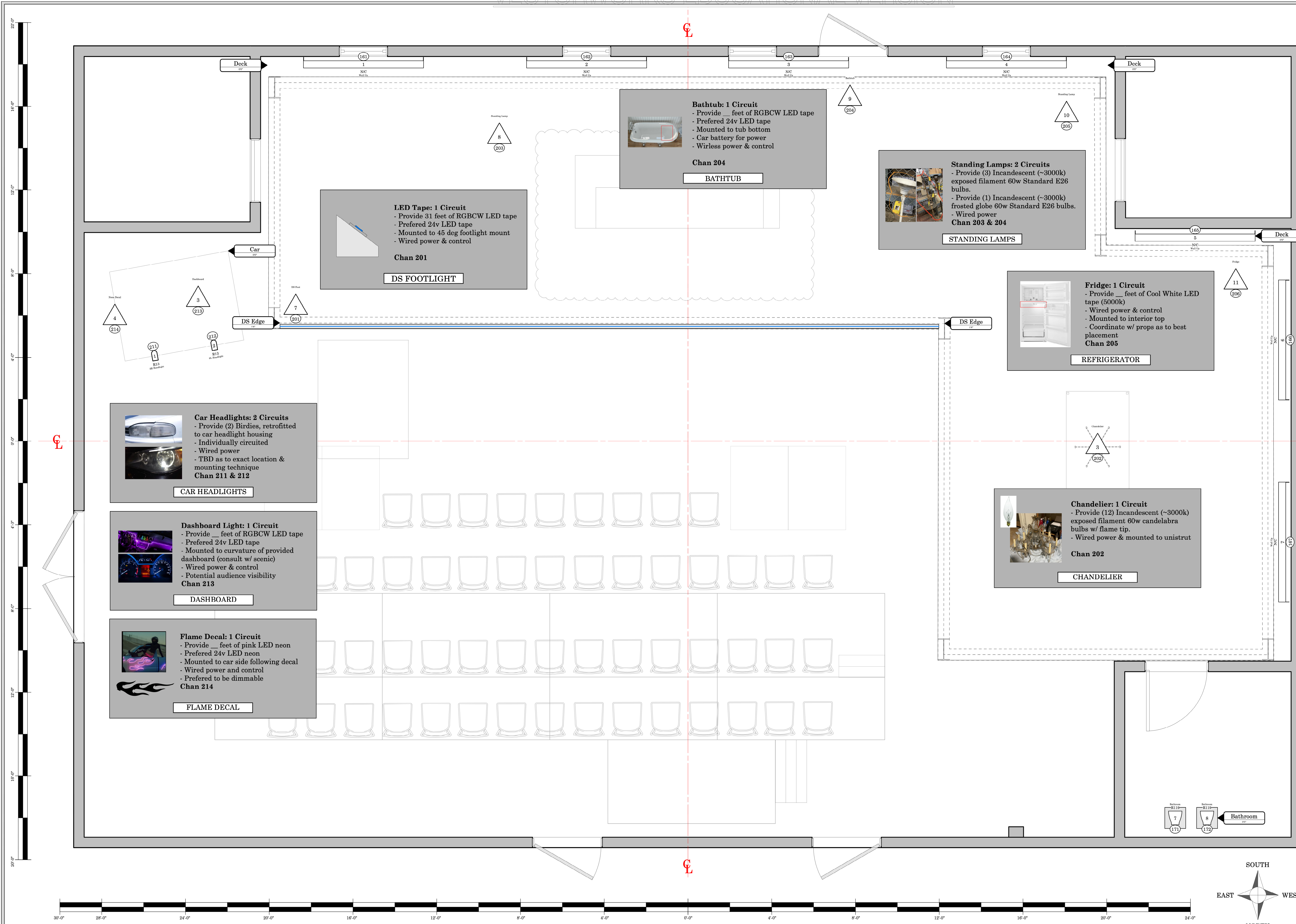
PRODUCER: Elizabeth Price
DIRECTOR: Liana Lapina de Kissel
SCENIC: Jane Hamer
COSTUMER: Tasha Froehlich
SOUND: Nick DuPinto
LIGHTING: Max Okst
ASST. LD: Emma Menonius
LX SUP: Kate DeWalt
ME: Miles Karraa
PROGRAM: Tavlos Stephan

MAX OKST PLATE
(631) 605-8525 | maxokst@gmail.com
www.maxokst.com

LX Overhead
1/2" = 1'-0" Arch D

1 OF 4





KEY

Conventionals

- ETC Source4WRD 26deg
- ETC Source4WRD 36deg
- ETC Source4WRD 50deg
- ETC Source4WRD 70deg
- ETC Source 4WRD PAR WFL
- ETC Source 4WRD PAR XWFL

LED

- Chauvet Ovation Reve E3 36deg
- Chauvet Ovation Reve E3 50deg
- Chauvet Ovation Reve E3 70deg
- Chauvet COLORado 1 Quad Zoom VW
- Chauvet COLORado 3 Solo
- ETC ColorSource PAR Medium Oval
- Elation Seven Batten 72

Moving Light

- ETC High End Lonestar
- Chauvet Maverick Mk2 Profile
- MAC Encore Performance WRM

SFX

- PAR16 BIRDIE ENH
- Practical

TYPICAL

- ### NOTES
- ALL UNITS ON 1" CENTERS UNLESS OTHERWISE NOTED ON PLOT
 - BOOM POSITIONS MARKED AS DISTANCE FROM CL
 - ALL BOOM HEIGHTS MEASURED FROM STAGE DECK (0'-0") TO CLAMP POSITION
 - DROP COLOR, TEMPLATES, AND ACCESSORIES PRIOR TO FOCUS
 - PLEASE HAVE SPARE CUTS OF R119 & R132 AT FOCUS
 - ALL CHANGES/SUBSTITUTIONS MUST BE APPROVED BY DESIGNER

TEMPLATES

REVISIONS

DATE	CHANGES	WHO
10/28/23	Preliminary	MAO
11/6/23	Finals	MAO
11/7/23	Pipe Update 1	MAO
11/11/23	Pipe Update 2	MAO
11/16/23	Pipe Update 3 & Lonestars	MAO

caLARTS

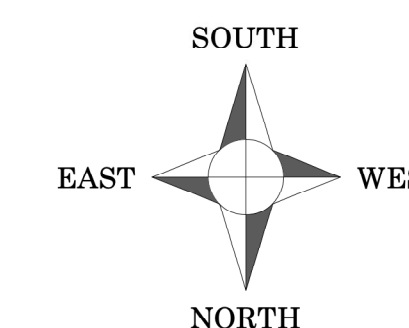
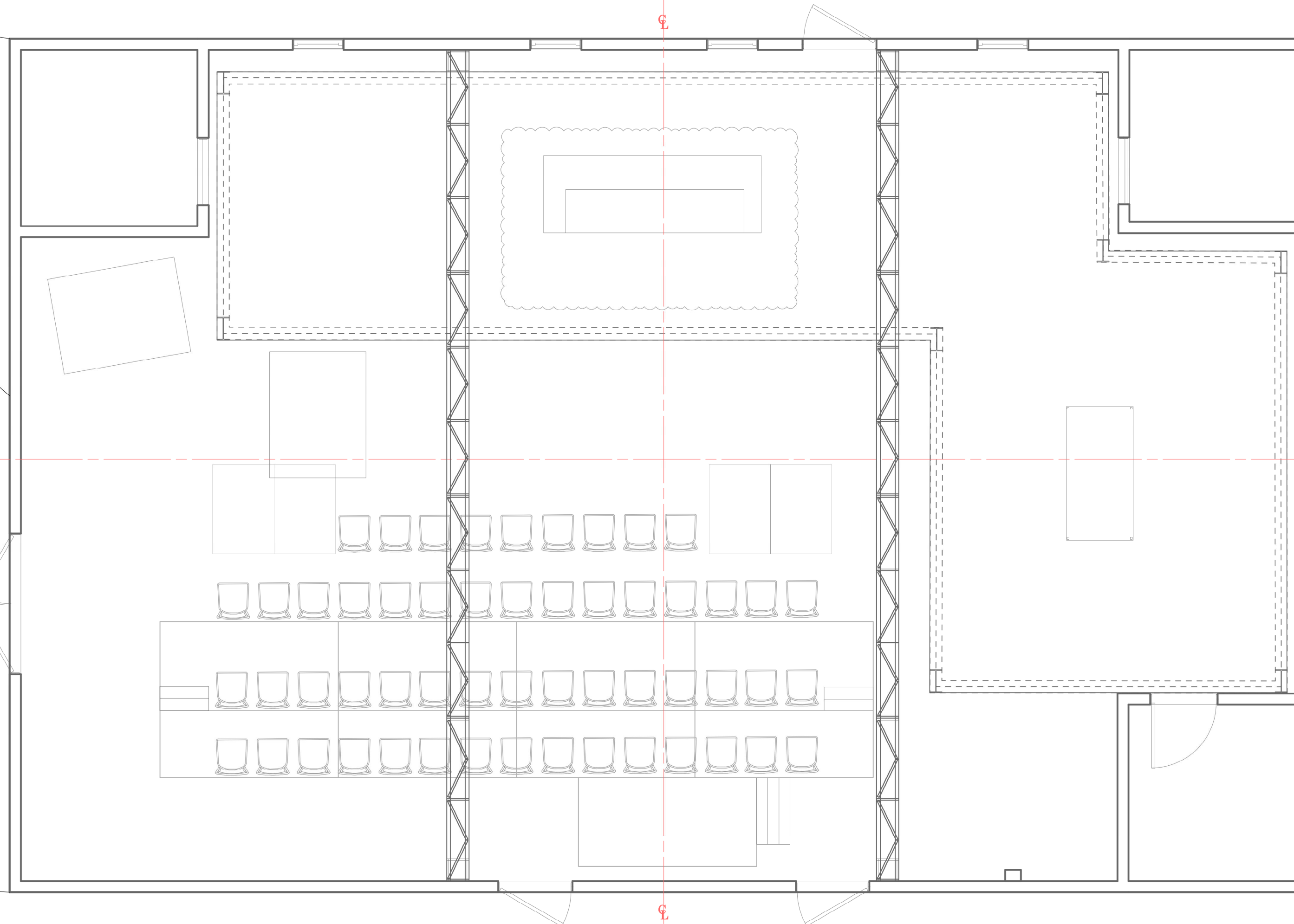
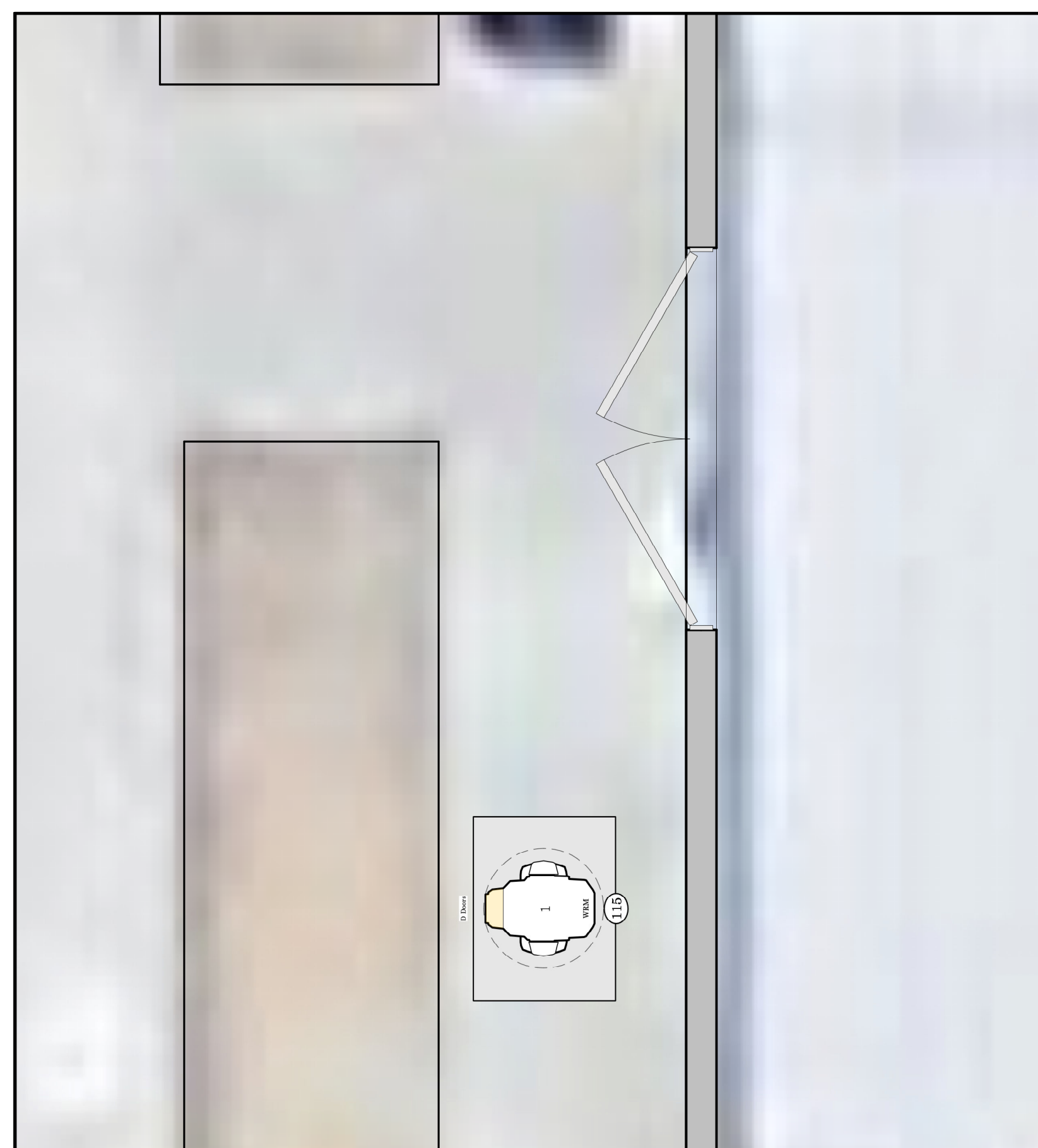
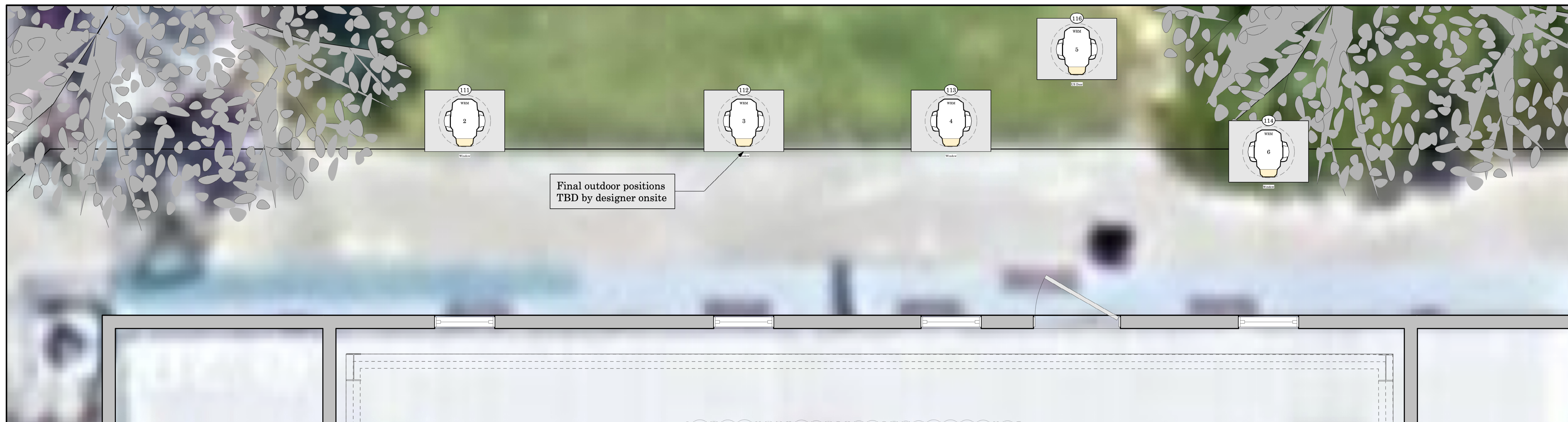
Wealth & Wellness [MFA2]

PRODUCER: Elizabeth Price
 DIRECTOR: Liana Ispinoza de Kiesel
 SCENIC: Jesse Hamer
 COSTUMES: Tasha Froehlich
 SOUND: Nick DuPinto
 LIGHTING: Max Okst
 ASST. LD: Emma Menonius
 LX SUP: Kate DeWall
 ME: Miles Karra
 PROGRAM: Travis Stephan

MO MAX OKST PLATE
 (631) 605-8525 | maxokst@gmail.com
 www.maxokst.com

LX Deck
 1/2" = 1'-0" Arch D

2 OF 4



KEY

Conventionals

- ETC Source4WRD 26deg
- ETC Source4WRD 36deg
- ETC Source4WRD 50deg
- ETC Source4WRD 70deg
- ETC Source 4WRD PAR WFL
- ETC Source 4WRD PAR XWFL

LED

- Chauvet Ovation Reve E3 36deg
- Chauvet Ovation Reve E3 50deg
- Chauvet Ovation Reve E3 70deg
- Chauvet COLOrado 1 Quad Zoom VW
- Chauvet COLOrado 3 Solo
- ETC ColorSource PAR Medium Oval
- Elation Seven Batten 72

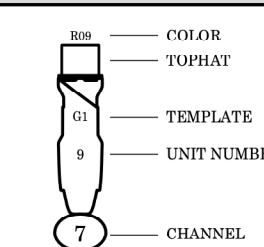
Moving Light

- ETC High End Lonestar
- Chauvet Maverick Mk2 Profile
- MAC Encore Performance WRM

SFX

- PAR16 BIRDIE ENH
- Practical

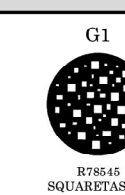
TYPICAL



NOTES

1. ALL UNITS ON 1" CENTERS UNLESS OTHERWISE NOTED ON PLOT
2. BOOM POSITIONS MARKED AS DISTANCE FROM CL
3. ALL BOOM HEIGHTS MEASURED FROM STAGE DECK (0'-0") TO CLAMP POSITION
4. DROP COLOR, TEMPLATES, AND ACCESSORIES PRIOR TO FOCUS
5. PLEASE HAVE SPARE CUTS OF R119 & R132 AT FOCUS
6. ALL CHANGES/SUBSTITUTIONS MUST BE APPROVED BY DESIGNER

TEMPLATES



REVISIONS

DATE	CHANGES	WHO
10/28/23	Preliminary	MAO
11/0/23	Finals	MAO
11/7/23	Pipe Update 1	MAO
11/11/23	Pipe Update 2	MAO
11/16/23	Pipe Update 3 & Lonestars	MAO

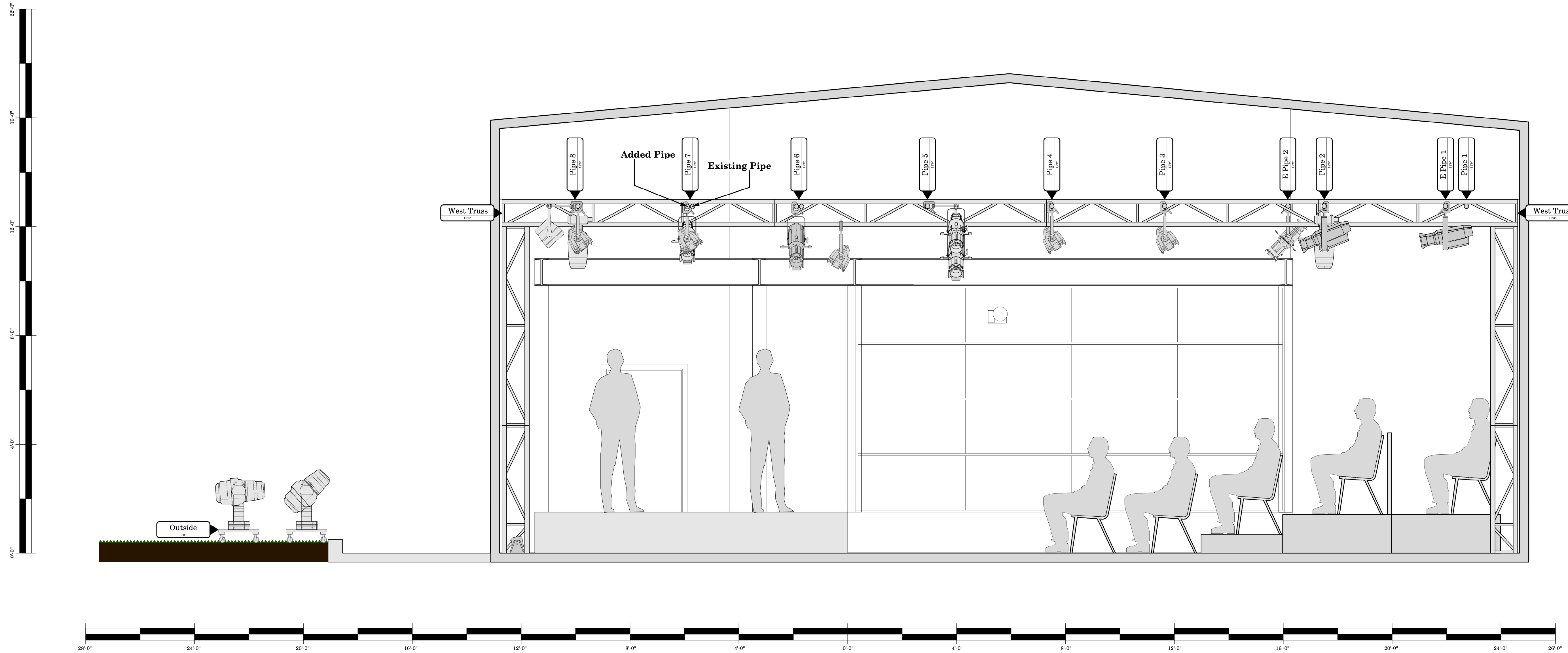
caLARTS

Wealth & Hellness [MFA2]

PRODUCER: Elizabeth Price
DIRECTOR: Liana Iapiona de Kiesel
SCENIC: Jesse Hamer
COSTUMES: Tara Froehlich
SOUND: Nick DuPinto
LIGHTING: Max Okst
ASST. LD: Emma Monahan
LX SUP: Kate DeWall
ME: Miles Karraa
PROGRAM: Travis Stephan

MO MAX OKST PLATE
 (631) 605-8525 | maxokst@gmail.com
 www.maxokst.com

LX Outdoors 3 OF 4
 1/2" = 1'-0" Arch D



KEY

Conventionals

- ETC Source4WRD 26deg
- ETC Source4WRD 36deg
- ETC Source4WRD 50deg
- ETC Source4WRD 70deg
- ETC Source 4WRD PAR WFL
- ETC Source 4WRD PAR XWFL

LED

- Chauvet Ovation Reve E3 36deg
- Chauvet Ovation Reve E3 50deg
- Chauvet Ovation Reve E3 70deg
- Chauvet COLOrado 1 Quad Zoom VW
- Chauvet COLOrado 3 Solo
- ETC ColorSource PAR Medium Oval
- Elation Seven Batten 72

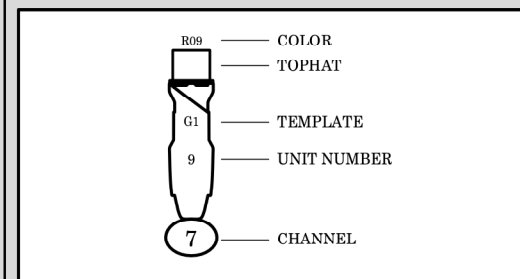
Moving Light

- ETC High End Lonestar
- Chauvet Maverick Mk2 Profile
- MAC Encore Performance WRM

SFX

- PAR16 BIRDIE ENH
- Practical

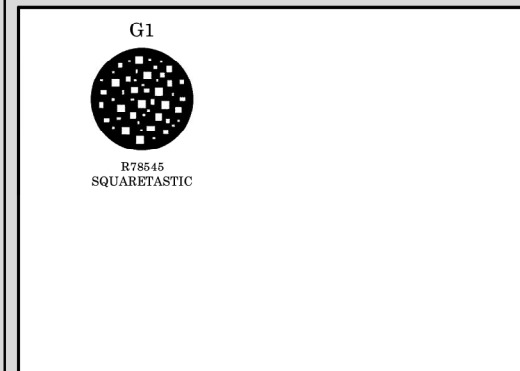
TYPICAL



NOTES

1. ALL UNITS ON 1" CENTERS UNLESS OTHERWISE NOTED ON PLOT
2. BOOM POSITIONS MARKED AS DISTANCE FROM CL
3. ALL BOOM HEIGHTS MEASURED FROM STAGE DECK (0'-0") TO CLAMP POSITION
4. DROP COLOR, TEMPLATES, AND ACCESSORIES PRIOR TO FOCUS
5. PLEASE HAVE SPARE CUTS OF R119 & R132 AT FOCUS
6. ALL CHANGES/SUBSTITUTIONS MUST BE APPROVED BY DESIGNER

TEMPLATES



REVISIONS

DATE	CHANGES	WHO
10/28/23	Preliminary	MAO
11/0/23	Finals	MAO
11/7/23	Pipe Update 1	MAO
11/11/23	Pipe Update 2	MAO
11/16/23	Pipe Update 3 & Lonestars	MAO

caLARTS
Wealth & Wellness [MFA2]

PRODUCER: Elizabeth Price
DIRECTOR: Liana Ispinoza de Kiesel
SCENIC: Jesse Hamer
COSTUMES: Tara Froehlich
SOUND: Nick DuPinto
LIGHTING: Max Okst
ASST. LD: Emma Monahan
LX SUP: Kate DeWall
ME: Miles Karraa
PROGRAM: Travis Stephan

MO MAX OKST PLATE
 (631) 605-8525 | maxokst@gmail.com
 www.maxokst.com

LX Section
 1/2" = 1'-0" Arch D
4
 OF 4

WEALTH & HELLNESS

CalArts School of Theatre
Butler Building 2
Finals - 12/4/23

SR

MAGIC SHEET

SL

LD: MAX OKST

maxokst@gmail.com
www.maxokst.com
(631) 605-9525

Ovation Reve E-3

5 US, 2 DS, 11, 12, 9, 10, 1, 9 KITCHEN

FRONT

Ovation Reve E-3

21, 22, 23, 24

21 ALL

SIDE >

Ovation Reve E-3

25, 26, 27, 28

25 ALL

SIDE <

Chauvet Solo 1 Zoom

32, 31, 30, 29

29 ALL

SOLO SIDE >

Chauvet Solo 3 Zoom

41 Main, 42, 43, 44, 45, 46, 47, 48, 49 Kitchen, 50, 51, 52

41 ALL, 49

BACK

ETC Source 4WRD PAR

65 SL, 62 SL, 63, 64, 65, 66, 67, 68, 69

61 ALL

TOP >

ETC Source 4WRD PAR

73 SL, 70 SL, 71, 72, 73, 74, 75, 76

69 ALL

TOP <

Chauvet Solo 1 Zoom

77, 78, 79, 80, 81, 82

77 ALL

KITCHEN TOP

High End Lonestar

103 US, 104, 101, 102 DS

101 ALL, 102 DS

LONESTAR

Chauvet Maverick MKII Profile

106, 105

105 ALL

MK II

ETC Source 4WRD PAR

112 Window, 111, 112, 113, 114, 115, 116

111 ALL

MAC ENCORE

Chauvet Solo 1 Zoom

161, 162, 163, 164, 165, 166, 167, 168

161 ALL

BATTEN

ETC Source 4WRD PAR

92 Main, 91, 92, 93, 94, 95, 96 Kitchen, 97, 98, 99

91 ALL, 96 Kitchen

PRATICAL RE

ETC Source 4WRD ERS

121, 122, 123, 124, 125, 126, 127, 128, 129, 130

121 ALL

TEMPLATE >

ETC Source 4WRD ERS

136, 131, 132, 133, 134, 135

131 ALL

DS VOM

ETC Source 4WRD PAR

501, 502

501 ALL

HOUSE

Practical

203, 205, 206, 202

202 ALL

PRATICAL

ETC ColorSource PAR

213, 214, 211, 212

213 ALL

CAR

ETC ColorSource PAR

171, 172

171 ALL

BATHROOM

c.201 - DS Toe Rail
c.151 - Couch SP >
c.152 - Couch SP <

SPECIALS

WEALTH & HELLNESS

CalArts School of Theatre
Butler Building 2
Finals - 12/4/23

SR

MAGIC SHEET

SL

LD: MAX OKST

maxokst@gmail.com

www.maxokst.com

(631) 605-9525

COLOR PALETTES	PRESETS	EFFECTS	NOTES
1. LED White	1. Front Wash	1. Pratical Strobe 1	
2. Sunrise 1	2. Car	2. Pratical Strobe 2	
3. Sunrise 2	3. Car Movement	3. Batten Strobe	
4. Sunrise 3	4.	4.	
5. Mid Morning	5.	5.	
6. Early Afternoon	6.	6.	
7. Noon	7.	7.	
8. Late Afternoon	8.	8.	
9. Early Evening	9.	9.	
10. Evening	10.	10.	
11. Sunset 1	11.	11.	
12. Sunset 2	12.	12.	
13. Sunset 3	13.	13.	
14. Purple Sunrise	14.	14.	
15.	15.	15.	
17.	17.	17.	
18.	18.	18.	
19.	19.	19.	
20.	20.	20.	
21.	21.	21.	
22.	22.	22.	
23.	23.	23.	
24.	24.	24.	
25.	25.	25.	

LX TEAM:

LD: Max Okst ME: Miles Karraa
 ALL: Emma Mcmanus PROG: Tavho Stephan
 MENTOR: Anne Miliello ASST. ME: Mark Gordon
 LX SUP: Kate DeWall



Venue: CalArts | Butler Building 2
 24700 Mcbean Pkwy
 Santa Clarita, CA 91355

Lighting Designer: Max Okst
 (631) 605-9525
 maxokst@gmail.com

Assistant Designer: Emma McManus
 (347) 224-1822
 emmamcmanus@students.calarts.edu

Master Electrician: Miles Karraa
 (818) 517-7585
 mileskarraa@alum.calarts.edu

Shop Prep: November 10, 2023
 Load In: November 11, 2023
 Tech: November 28, 2023
 Opening: December 7, 2023
 Closing: December 14, 2023

This order documents equipment used in a lighting design that is wholly owned by Max Okst. Any use or distribution of this document, or the drawings it describes, other than as required for producing CalArts' production of Wealth & Hellness, is explicitly prohibited and is a violation of copyright laws in the U.S. and internationally. Any unauthorized distribution or use will result in legal action on behalf of the designer. This document, and the lighting design itself, is copyright 2023 Max Okst. All rights reserved.

DISCLAIMERS

- All materials and construction must comply with the most stringent applicable national and local fire and safety codes. All drawing and this order represent visual concepts and construction suggestions only. The designer is unqualified to determine the structural appropriateness of this design and will not be responsible for improper engineering, construction, handling or use of the lighting equipment.
- Substitutions or alterations in material or methods must be approved by the designer.
- Any revisions or substitutions must be fully disclosed at time of bid.
- Supplier assumes responsibility for any additional materials that are required on site due to rental shop oversight or error.
- Entire package is to be made ready and is to include all connectors, cables, controls, frames, etc. so as to comprise a complete working system.

GENERAL NOTES

- All units to be supplied with appropriate lamp, gel frame, hanging hardware, and safety cable
 - All gel frames should be painted **flat black** unless otherwise noted.
 - All hanging hardware, trussing, iron, and safety equipment should be painted flat black unless otherwise noted.
 - All gel frames should be painted **flat black** unless otherwise noted.
 - Provide spare lamps for each type of unit.
 - All hardware, perishables, cable length and power distribution requirements as per Production Electrician.
 - All moving light templates to be loaded in shop.
 - Any italicized footers are notes for the previously described section
-

Total	Type	Lens	Need	Spare	Notes
-------	------	------	------	-------	-------

AUTOMATED FIXTURES

6	Martin MAC Encore Performance WRM @ 600w		6	0	
2	Chauvet Maverick Mk2 Profile @ 750w		2	0	
4	ETC High End Lonestar @ 615w		4	0	
1	Chauvet Rogue R1 Wash @ 161w		1	0	

Supply all necessary control and data distribution, cables, repeaters required to comprise a fully working system.

All moving lights to be same generation with same and most updated software.

All moving lights, hardware and rigging must be painted flat black.

All units to be prepped by shop including loading of all custom gobo and template loads.

Moving lights are to match in intensity, color temperature and have a flat field balanced by shop.

All power distribution shall be supplied by lighting shop.

LED FIXTURES

2	Chauvet Ovation Reve E3 @ 367w	70°	2	0	
6	Chauvet Ovation Reve E3 @ 367w	50°	6	0	
8	Chauvet Ovation Reve E3 @ 367w	36°	8	0	
12	Chauvet COLORado 3 Solo @ 187w	-	12	0	
5	Chauvet COLORado Quad Zoom @65w	-	4	1	
1	ETC Source4WRD @ 155w	70°	1	0	
6	ETC Source4WRD @ 155w	50°	6	0	
14	ETC Source4WRD @ 155w	36°	14	0	
1	ETC Source4WRD @ 155w	26°	1	0	
8	ETC Source4WRD PAR@ 155w	XWFL	8	0	
28	ETC Source4WRD PAR@ 155w	WFL	28	0	
2	ETC ColorSource PAR @ 90w	MED	2	0	
7	Elation Seven Batten 72 @ 1kw	-	7	0	

Needs protective covering, please speak with assistant about solutions.

All fixtures must be same generation, color matched by shop with the same and most updated software version.

Supply all necessary control and data distribution, cable and power supplies required to comprise a fully working system

CONVENTIONAL FIXTURES

3	Par 16 Birdie	NSP	2	1	
---	---------------	-----	---	---	--

All fixtures must be bench focused by the shop prior to load in.

Everything above must be painted flat black.

STATIC ACCESSORIES

TBD	Gel Frames		TBD	TBD	
10	Size A Gobo Holders		8	2	
TBD	Top Hats		TBD	TBD	

Total	Type	Lens	Need	Spare	Notes
-------	------	------	------	-------	-------

DIMMERS/POWER

1	24 x 2.4K Sensor Dimmer Rack	1	0		
---	------------------------------	---	---	--	--

*All dimmer, power supplies and power distros are to be specified by the production electrician.
Rental price to include all adapters, accessories and power supplies as needed.*

CONTROL

2	ETC ION XE	1	1		
3	24" Touch Screen Monitor	2	1		

*Supply all hardware to support a full ETC NET3 Ethernet Lighting System as per Production Electrician
Supply all necessary interface and cables to comprise a full working system.*

TRUSSING AND PIPE

8	10' Schedule 40 Pipe 1.5"	7	1		
4	16' Schedule 40 Pipe 1.5"	3	1		

All pipe, truss, clamps, side-arms, stiffeners, bases, unistrut hardware, chesboros, and boom locking hardware are to be specified by the production electrician.

CABLE

Actual length and quantity of cable TBD as per Production Electrician.

Rental price to include all adapters as needed. Including but not limited to: Two-fers, jumpers, cable for both power and data distribution, networking gear and interfaces to comprise a working system

IRON & MISCELLANEOUS

Actual quantity of iron and misc hardware TBD as per Production Electrician.

Any pipe, truss, clamps, side-arms, stiffeners, bases, unistrut hardware, chesboros, and boom locking hardware are to be specified by the production electrician.

GENIE LIFT & LADDERS

TBD as per Production Electrician

Rental price to include all adapters and accessories as needed.

PERISHABLES

TBD as per Production Electrician

Rental price to include all adapters and accessories as needed.















FIN

CalArts School of Theatre
[MFA2] - Butler Building 2
Finals 11/6/23

Max Okst
maxokst@gmail.com
(631) 605-9525

Chan	Position	U#	Instrument Type & Load	Color	Gobo	Purpose
1	E PIPE 1	1	Chauvet Ovation Reve E3 36deg 367w	<input type="radio"/> R119		DSR F/L
2	PIPE 1	6	Chauvet Ovation Reve E3 36deg 367w	<input type="radio"/> R119		DRC F/L
3	PIPE 1	10	Chauvet Ovation Reve E3 36deg 367w	<input type="radio"/> R119		DLC F/L
4	PIPE 1	11	Chauvet Ovation Reve E3 36deg 367w	<input type="radio"/> R119		DSL F/L
5	E PIPE 1	2	Chauvet Ovation Reve E3 36deg 367w	<input type="radio"/> R119		USR F/L
6	PIPE 2	1	Chauvet Ovation Reve E3 36deg 367w	<input type="radio"/> R119		URC F/L
7	PIPE 2	3	Chauvet Ovation Reve E3 36deg 367w	<input type="radio"/> R119		ULC F/L
8	PIPE 2	5	Chauvet Ovation Reve E3 36deg 367w	<input type="radio"/> R119		USL F/L
9	W PIPE 2	7	ETC Source4WRD 50deg 155w	<input checked="" type="radio"/> L201+R119		K F/L
10	W PIPE 2	11	ETC Source4WRD 50deg 155w	<input checked="" type="radio"/> L201+R119		K F/L
11	W PIPE 2	6	ETC Source4WRD 36deg 155w	<input checked="" type="radio"/> L201+R119		K F/L
12	W PIPE 2	10	ETC Source4WRD 36deg 155w	<input checked="" type="radio"/> L201+R119		K F/L
21	E PIPE 6	2	Chauvet Ovation Reve E3 70deg 367w	<input type="radio"/> R119		SR S/L >
22	E PIPE 6	3	Chauvet Ovation Reve E3 50deg 367w	<input type="radio"/> R119		SRC S/L >
23	PIPE 6	4	Chauvet Ovation Reve E3 50deg 367w	<input type="radio"/> R119		SLC S/L >
24	PIPE 6	6	Chauvet Ovation Reve E3 50deg 367w	<input type="radio"/> R119		SL S/L >
25	PIPE 6	5	Chauvet Ovation Reve E3 50deg 367w	<input type="radio"/> R119		SR S/L <
26	PIPE 6	7	Chauvet Ovation Reve E3 50deg 367w	<input type="radio"/> R119		SRC S/L <
27	W PIPE 6	9	Chauvet Ovation Reve E3 50deg 367w	<input type="radio"/> R119		SLC S/L <
28	Unistrut 2	12	Chauvet Ovation Reve E3 70deg 367w	<input type="radio"/> R119		SL S/L <
29	EAST TRUSS	3	Chauvet COLORado 1 Quad Zome VW 65w	<input type="radio"/> N/C		K Side >
30	EAST TRUSS	5	Chauvet COLORado 1 Quad Zome VW 65w	<input type="radio"/> N/C		K Side >
31	EAST TRUSS	6	Chauvet COLORado 1 Quad Zome VW 65w	<input type="radio"/> N/C		K Side >
32	W PIPE 6	8	Chauvet COLORado 1 Quad Zome VW 65w	<input type="radio"/> N/C		K Side >

Chan	Position	U#	Instrument Type & Load	Color	Gobo	Purpose
41	E PIPE 8	2	Chauvet COLORado 3 Solo 187w	<input type="radio"/> N/C		AA BX
42	E PIPE 8	3	Chauvet COLORado 3 Solo 187w	<input type="radio"/> N/C		AB BX
43	W PIPE 8	5	Chauvet COLORado 3 Solo 187w	<input type="radio"/> N/C		AC BX
44	W PIPE 8	8	Chauvet COLORado 3 Solo 187w	<input type="radio"/> N/C		AD BX
45	W PIPE 8	9	Chauvet COLORado 3 Solo 187w	<input type="radio"/> N/C		AE BX
46	W PIPE 8	12	Chauvet COLORado 3 Solo 187w	<input type="radio"/> N/C		AG BX
47	W PIPE 8	14	Chauvet COLORado 3 Solo 187w	<input type="radio"/> N/C		UL BX
48	W PIPE 8	15	Chauvet COLORado 3 Solo 187w	<input type="radio"/> N/C		AH BX
49	W PIPE 7	8	Chauvet COLORado 3 Solo 187w	<input type="radio"/> N/C		KL BX
50	W PIPE 7	10	Chauvet COLORado 3 Solo 187w	<input type="radio"/> N/C		KR BX
51	W PIPE 6	11	Chauvet COLORado 3 Solo 187w	<input type="radio"/> N/C		K BX
52	Unistrut 2	15	Chauvet COLORado 3 Solo 187w	<input type="radio"/> N/C		K BX
61	E PIPE 7	1	ETC Source 4WRD PAR WFL 155w	<input checked="" type="radio"/> L201		US Top >
62	E PIPE 7	2	ETC Source 4WRD PAR WFL 155w	<input checked="" type="radio"/> L201		US Top >
63	PIPE 7	4	ETC Source 4WRD PAR WFL 155w	<input checked="" type="radio"/> L201		US Top >
64	PIPE 7	6	ETC Source 4WRD PAR WFL 155w	<input checked="" type="radio"/> L201		US Top >
65	E PIPE 8	1	ETC Source 4WRD PAR WFL 155w	<input checked="" type="radio"/> L201		US Top >
66	E PIPE 8	4	ETC Source 4WRD PAR WFL 155w	<input checked="" type="radio"/> L201		US Top >
67	W PIPE 8	7	ETC Source 4WRD PAR WFL 155w	<input checked="" type="radio"/> L201		US Top >
68	W PIPE 8	11	ETC Source 4WRD PAR WFL 155w	<input checked="" type="radio"/> L201		US Top >
69	PIPE 7	3	ETC Source 4WRD PAR WFL 155w	<input checked="" type="radio"/> L201		US Top <
70	PIPE 7	5	ETC Source 4WRD PAR WFL 155w	<input checked="" type="radio"/> L201		US Top <
71	W PIPE 7	7	ETC Source 4WRD PAR WFL 155w	<input checked="" type="radio"/> L201		US Top <
72	W PIPE 7	11	ETC Source 4WRD PAR WFL 155w	<input checked="" type="radio"/> L201		US Top <
73	W PIPE 8	6	ETC Source 4WRD PAR WFL 155w	<input checked="" type="radio"/> L201		US Top <
74	W PIPE 8	10	ETC Source 4WRD PAR WFL 155w	<input checked="" type="radio"/> L201		US Top <
75	W PIPE 8	13	ETC Source 4WRD PAR WFL 155w	<input checked="" type="radio"/> L201		US Top <

Chan	Position	U#	Instrument Type & Load	Color	Gobo	Purpose
76	W PIPE 8	16	ETC Source 4WRD PAR WFL 155w	 L201		US Top <
77	W PIPE 7	9	ETC Source 4WRD PAR WFL 155w	 L201		K Top
78	Unistrut 2	13	ETC Source 4WRD PAR WFL 155w	 L201		K Top
79	W PIPE 6	10	ETC Source 4WRD PAR WFL 155w	 L201		K Top
80	Unistrut 2	14	ETC Source 4WRD PAR WFL 155w	 L201		K Top
81		2	ETC Source 4WRD PAR WFL 155w	 L201		K Top
82		5	ETC Source 4WRD PAR WFL 155w	 L201		K Top
91	WEST TRUSS	7	ETC Source 4WRD PAR XWFL 155w	 R13		Prat RE
92	WEST TRUSS	8	ETC Source 4WRD PAR XWFL 155w	 R13		Prat RE
93	PIPE 6	1	ETC Source 4WRD PAR XWFL 155w	 R13		Prat RE
94	EAST TRUSS	8	ETC Source 4WRD PAR XWFL 155w	 R13		Prat RE
95	EAST TRUSS	9	ETC Source 4WRD PAR XWFL 155w	 R13		Prat RE
96	W PIPE 2	9	ETC Source 4WRD PAR XWFL 155w	 R13		Prat RE
97	W PIPE 2	13	ETC Source 4WRD PAR XWFL 155w	 R13		Prat RE
98	W PIPE 2	8	ETC Source 4WRD PAR WFL 155w	 R13		Prat RE
99	W PIPE 2	12	ETC Source 4WRD PAR WFL 155w	 R13		Prat RE
100		4	ETC Source 4WRD PAR XWFL 155w	 R13		Prat RE
101	WEST TRUSS	5	ETC High End Lonestar 615w			BX Diag >
102	EAST TRUSS	4	ETC High End Lonestar 615w			BX Diag <
103	SR BRACE	1	ETC High End Lonestar 615w			BX Diag
104	SL BRACE	1	ETC High End Lonestar 615w			BX Diag
105	WEST TRUSS	4	Chauvet Maverick Mk2 Profile 750w			Car ^
106	WEST TRUSS	6	Chauvet Maverick Mk2 Profile 750w			Car ^Car <
111	OUTSIDE NORTH	2	MAC Encore Performance WRM 600w			Window
112	OUTSIDE NORTH	3	MAC Encore Performance WRM 600w			Window
113	OUTSIDE NORTH	4	MAC Encore Performance WRM 600w			Window

Chan	Position	U#	Instrument Type & Load	Color	Gobo	Purpose
114	OUTSIDE NORTH	6	MAC Encore Performance WRM 600w			Window
115	OUTSIDE WEST	1	MAC Encore Performance WRM 600w			D Doors
116	OUTSIDE NORTH	5	MAC Encore Performance WRM 600w			US Door
121	E PIPE 1	3	ETC Source4WRD 36deg 155w	<input checked="" type="radio"/> L174	R78545	SR Temp
122	E PIPE 1	4	ETC Source4WRD 36deg 155w	<input checked="" type="radio"/> L174	R78545	SRC Temp
123	E PIPE 1	5	ETC Source4WRD 36deg 155w	<input checked="" type="radio"/> L174	R78545	SC Temp
124	E PIPE 1	1	ETC Source4WRD 36deg 155w	<input checked="" type="radio"/> L174	R78545	SLC Temp
125	E PIPE 1	2	ETC Source4WRD 36deg 155w	<input checked="" type="radio"/> L174	R78545	SL Temp
126	PIPE 1	7	ETC Source4WRD 36deg 155w	<input checked="" type="radio"/> L174	R78545	UK Temp
127	PIPE 1	8	ETC Source4WRD 36deg 155w	<input checked="" type="radio"/> L174	R78545	MK Temp
128	PIPE 1	9	ETC Source4WRD 36deg 155w	<input checked="" type="radio"/> L174	R78545	DK Temp
131	PIPE 5	1	ETC Source4WRD 26deg 155w	<input checked="" type="radio"/> L200		DS Edge
132	PIPE 5	2	ETC Source4WRD 36deg 155w	<input checked="" type="radio"/> L200		DS Edge
133	PIPE 5	3	ETC Source4WRD 36deg 155w	<input checked="" type="radio"/> L200		DS Edge
134	PIPE 5	4	ETC Source4WRD 50deg 155w	<input checked="" type="radio"/> L200		DS Edge
135	EAST TRUSS	7	ETC Source4 WRD 70deg 155w	<input checked="" type="radio"/> L200		DS Edge
136	E PIPE 6	1	Chauvet Rogue R1 Wash 161w			Car <
151	WEST TRUSS	9	ETC Source4WRD 36deg 155w	<input checked="" type="radio"/> L202+R132		Couch SP
152	EAST TRUSS	10	ETC Source4WRD 36deg 155w	<input checked="" type="radio"/> L202+R132		Couch SP
161	DECK	1	Elation Seven Batten 72 1kW	<input type="radio"/> N/C		Wall Up
162	DECK	2	Elation Seven Batten 72 1kW	<input type="radio"/> N/C		Wall Up
163	DECK	3	Elation Seven Batten 72 1kW	<input type="radio"/> N/C		Wall Up
	DECK	3	Elation Seven Batten 72 1kW	<input type="radio"/> N/C		Wall Up
	DECK	3	Elation Seven Batten 72 1kW	<input type="radio"/> N/C		Wall Up
164	EAST TRUSS	4	Elation Seven Batten 72 1kW	<input type="radio"/> N/C		Wall Up
165	DECK	5	Elation Seven Batten 72 1kW	<input type="radio"/> N/C		Wall Up
166	DECK	6	Elation Seven Batten 72 1kW	<input type="radio"/> N/C		Wall Up

Chan	Position	U#	Instrument Type & Load	Color	Gobo	Purpose
167	DECK	7	Elation Seven Batten 72 1kW	<input type="radio"/> N/C		Wall Up
171	BATHROOM	7	ETC ColorSource PAR Medium Oval 90w	<input type="radio"/> R119		Bathroom
172	BATHROOM	8	ETC ColorSource PAR Medium Oval 90w	<input type="radio"/> R119		Bathroom
201	DECK	7	Practical			DS Foot
202	UNISTRUT	3	Practical 60w			Chandelier
203	DECK	8	Practical 60w			Standing Lamp
204	DECK	9	Practical			Bathtub
205	DECK	10	Practical 60w			Standing Lamp
206	DECK	11	Practical			Fridge
211	CAR	1	PAR16 BIRDIE ENH 250w	<input checked="" type="radio"/> R13		SR Headlight
212	CAR	2	PAR16 BIRDIE ENH 250w	<input checked="" type="radio"/> R13		SL Headlight
213	CAR	3	Practical			Dashboard
214	CAR	4	Practical			Neon Decal
501	PIPE 4	1	ETC Source 4WRD PAR WFL 155w	<input checked="" type="radio"/> L202+R119		House
	PIPE 4	2	ETC Source 4WRD PAR WFL 155w	<input checked="" type="radio"/> L202+R119		House
	PIPE 3	1	ETC Source 4WRD PAR WFL 155w	<input checked="" type="radio"/> L202+R119		House
	PIPE 3	2	ETC Source 4WRD PAR WFL 155w	<input checked="" type="radio"/> L202+R119		House
502	EAST TRUSS	1	ETC Source4WRD 50deg 155w	<input checked="" type="radio"/> L202+R132		Aisle Top
	EAST TRUSS	2	ETC Source4WRD 50deg 155w	<input checked="" type="radio"/> L202+R132		Aisle Top
	WEST TRUSS	3	ETC Source4WRD 50deg 155w	<input checked="" type="radio"/> L202+R132		Aisle Top











Instrument Schedule

TABLE OF CONTENTS





EAST TRUSS	1	E PIPE 8	7
WEST TRUSS	1	UNISTRUT	7
PIPE 1	2	DECK	7
W PIPE 2	2	BATHROOM	8
PIPE 2	3	OUTSIDE NORTH	8
PIPE 5	3	OUTSIDE WEST	8
W PIPE 6	3	PIPE 4	8
PIPE 6	4	PIPE 3	9
E PIPE 6	4	CAR	9
W PIPE 7	4	E PIPE 1	9
PIPE 7	5	Unistrut 2	10
E PIPE 7	5	SR BRACE	10
W PIPE 8	6	SL BRACE	10

Instrument Schedule

EAST TRUSS







U#	Ch	Instrument Type & Load	Accessory	Color	Gobo	Dim	Addr
1	502	ETC Source4WRD 50deg 155w		 L202+R132			
2	502	ETC Source4WRD 50deg 155w		 L202+R132			
3	29	Chauvet COLORado 1 Quad Zome VW 65w	Sidearm	 N/C			
4	164	Elation Seven Batten 72 1kW		 N/C			
4	102	ETC High End Lonestar 615w					
5	30	Chauvet COLORado 1 Quad Zome VW 65w	Sidearm	 N/C			
6	31	Chauvet COLORado 1 Quad Zome VW 65w	Sidearm	 N/C			
7	135	ETC Source4 WRD 70deg 155w		 L200			
8	94	ETC Source 4WRD PAR XWFL 155w		 R13			
9	95	ETC Source 4WRD PAR XWFL 155w		 R13			
10	152	ETC Source4WRD 36deg 155w		 L202+R132			

WEST TRUSS









U#	Ch	Instrument Type & Load	Accessory	Color	Gobo	Dim	Addr
3	502	ETC Source4WRD 50deg 155w		 L202+R132			
4	105	Chauvet Maverick Mk2 Profile 750w					
5	101	ETC High End Lonestar 615w					
6	106	Chauvet Maverick Mk2 Profile 750w					
7	91	ETC Source 4WRD PAR XWFL 155w		 R13			
8	92	ETC Source 4WRD PAR XWFL 155w		 R13			
9	151	ETC Source4WRD 36deg 155w		 L202+R132			

Instrument Schedule

PIPE 1

U#	Ch	Instrument Type & Load	Accessory	Color	Gobo	Dim	Addr
6	2	Chauvet Ovation Reve E3 36deg 367w		 R119			
7	126	ETC Source4WRD 36deg 155w		 L174	R78545		
8	127	ETC Source4WRD 36deg 155w		 L174	R78545		
9	128	ETC Source4WRD 36deg 155w		 L174	R78545		
10	3	Chauvet Ovation Reve E3 36deg 367w		 R119			
11	4	Chauvet Ovation Reve E3 36deg 367w		 R119			

W PIPE 2

U#	Ch	Instrument Type & Load	Accessory	Color	Gobo	Dim	Addr
6	11	ETC Source4WRD 36deg 155w		 L201+R119			
7	9	ETC Source4WRD 50deg 155w		 L201+R119			
8	98	ETC Source 4WRD PAR WFL 155w		 R13			
9	96	ETC Source 4WRD PAR XWFL 155w		 R13			
10	12	ETC Source4WRD 36deg 155w		 L201+R119			
11	10	ETC Source4WRD 50deg 155w		 L201+R119			
12	99	ETC Source 4WRD PAR WFL 155w		 R13			
13	97	ETC Source 4WRD PAR XWFL 155w		 R13			

PIPE 2

U#	Ch	Instrument Type & Load	Accessory	Color	Gobo	Dim	Addr
1	6	Chauvet Ovation Reve E3 36deg 367w		<input type="radio"/> R119			
3	7	Chauvet Ovation Reve E3 36deg 367w		<input type="radio"/> R119			
5	8	Chauvet Ovation Reve E3 36deg 367w		<input type="radio"/> R119			






PIPE 5

U#	Ch	Instrument Type & Load	Accessory	Color	Gobo	Dim	Addr
1	131	ETC Source4WRD 26deg 155w	Sidearm	<input checked="" type="radio"/> L200			
2	132	ETC Source4WRD 36deg 155w	Sidearm	<input checked="" type="radio"/> L200			
3	133	ETC Source4WRD 36deg 155w	Sidearm	<input checked="" type="radio"/> L200			
4	134	ETC Source4WRD 50deg 155w	Sidearm	<input checked="" type="radio"/> L200			



W PIPE 6

U#	Ch	Instrument Type & Load	Accessory	Color	Gobo	Dim	Addr
8	32	Chauvet COLORado 1 Quad Zome VW 65w	Sidearm	<input type="radio"/> N/C			
9	27	Chauvet Ovation Reve E3 50deg 367w		<input type="radio"/> R119			
10	79	ETC Source 4WRD PAR WFL 155w		<input checked="" type="radio"/> L201			
11	51	Chauvet COLORado 3 Solo 187w	7.5" Barndoor	<input type="radio"/> N/C			






PIPE 6

U#	Ch	Instrument Type & Load	Accessory	Color	Gobo	Dim	Addr
1	93	ETC Source 4WRD PAR XWFL 155w		 R13			
4	23	Chauvet Ovation Reve E3 50deg 367w		 R119			
5	25	Chauvet Ovation Reve E3 50deg 367w		 R119			
6	24	Chauvet Ovation Reve E3 50deg 367w		 R119			
7	26	Chauvet Ovation Reve E3 50deg 367w		 R119			

E PIPE 6





U#	Ch	Instrument Type & Load	Accessory	Color	Gobo	Dim	Addr
1	136	Chauvet Rogue R1 Wash 161w					
2	21	Chauvet Ovation Reve E3 70deg 367w		 R119			
3	22	Chauvet Ovation Reve E3 50deg 367w		 R119			

W PIPE 7



U#	Ch	Instrument Type & Load	Accessory	Color	Gobo	Dim	Addr
7	71	ETC Source 4WRD PAR WFL 155w		 L201			
8	49	Chauvet COLORado 3 Solo 187w	7.5" Barndoor	 N/C			
9	77	ETC Source 4WRD PAR WFL 155w		 L201			
10	50	Chauvet COLORado 3 Solo 187w	7.5" Barndoor	 N/C			
11	72	ETC Source 4WRD PAR WFL 155w		 L201			

Instrument Schedule

PIPE 7

U#	Ch	Instrument Type & Load	Accessory	Color	Gobo	Dim	Addr
3	69	ETC Source 4WRD PAR WFL 155w		 L201			
4	63	ETC Source 4WRD PAR WFL 155w		 L201			
5	70	ETC Source 4WRD PAR WFL 155w		 L201			
6	64	ETC Source 4WRD PAR WFL 155w		 L201			

E PIPE 7

U#	Ch	Instrument Type & Load	Accessory	Color	Gobo	Dim	Addr
1	61	ETC Source 4WRD PAR WFL 155w		 L201			
2	62	ETC Source 4WRD PAR WFL 155w		 L201			

W PIPE 8

U#	Ch	Instrument Type & Load	Accessory	Color	Gobo	Dim	Addr
5	43	Chauvet COLORado 3 Solo 187w	7.5" Barndoor	<input type="radio"/> N/C			
6	73	ETC Source 4WRD PAR WFL 155w		<input checked="" type="radio"/> L201			
7	67	ETC Source 4WRD PAR WFL 155w		<input checked="" type="radio"/> L201			
8	44	Chauvet COLORado 3 Solo 187w	7.5" Barndoor	<input type="radio"/> N/C			
9	45	Chauvet COLORado 3 Solo 187w	7.5" Barndoor	<input type="radio"/> N/C			
10	74	ETC Source 4WRD PAR WFL 155w		<input checked="" type="radio"/> L201			
11	68	ETC Source 4WRD PAR WFL 155w		<input checked="" type="radio"/> L201			
12	46	Chauvet COLORado 3 Solo 187w	7.5" Barndoor	<input type="radio"/> N/C			
13	75	ETC Source 4WRD PAR WFL 155w		<input checked="" type="radio"/> L201			
14	47	Chauvet COLORado 3 Solo 187w	7.5" Barndoor	<input type="radio"/> N/C			
15	48	Chauvet COLORado 3 Solo 187w	7.5" Barndoor	<input type="radio"/> N/C			
16	76	ETC Source 4WRD PAR WFL 155w		<input checked="" type="radio"/> L201			

E PIPE 8

U#	Ch	Instrument Type & Load	Accessory	Color	Gobo	Dim	Addr
1	65	ETC Source 4WRD PAR WFL 155w		<input checked="" type="radio"/> L201			
2	41	Chauvet COLORado 3 Solo 187w	7.5" Barndoor	<input type="radio"/> N/C			
3	42	Chauvet COLORado 3 Solo 187w	7.5" Barndoor	<input type="radio"/> N/C			
4	66	ETC Source 4WRD PAR WFL 155w		<input checked="" type="radio"/> L201			

UNISTRUT

U#	Ch	Instrument Type & Load	Accessory	Color	Gobo	Dim	Addr
3	202	Practical 60w					

DECK

U#	Ch	Instrument Type & Load	Accessory	Color	Gobo	Dim	Addr
1	161	Elation Seven Batten 72 1kW		<input type="radio"/> N/C			
2	162	Elation Seven Batten 72 1kW		<input type="radio"/> N/C			
3	163	Elation Seven Batten 72 1kW		<input type="radio"/> N/C			
3	163	Elation Seven Batten 72 1kW		<input type="radio"/> N/C			
3	163	Elation Seven Batten 72 1kW		<input type="radio"/> N/C			
5	165	Elation Seven Batten 72 1kW		<input type="radio"/> N/C			
6	166	Elation Seven Batten 72 1kW		<input type="radio"/> N/C			
7	167	Elation Seven Batten 72 1kW		<input type="radio"/> N/C			
7	201	Practical					
8	203	Practical 60w					
9	204	Practical					
10	205	Practical 60w					
11	206	Practical					

BATHROOM

U#	Ch	Instrument Type & Load	Accessory	Color	Gobo	Dim	Addr
7	171	ETC ColorSource PAR Medium Oval 90w		<input type="radio"/> R119			
8	172	ETC ColorSource PAR Medium Oval 90w		<input type="radio"/> R119			

OUTSIDE NORTH

U#	Ch	Instrument Type & Load	Accessory	Color	Gobo	Dim	Addr
2	111	MAC Encore Performance WRM 600w					
3	112	MAC Encore Performance WRM 600w					
4	113	MAC Encore Performance WRM 600w					
5	116	MAC Encore Performance WRM 600w					
6	114	MAC Encore Performance WRM 600w					



OUTSIDE WEST

U#	Ch	Instrument Type & Load	Accessory	Color	Gobo	Dim	Addr
1	115	MAC Encore Performance WRM 600w					


PIPE 4

U#	Ch	Instrument Type & Load	Accessory	Color	Gobo	Dim	Addr
1	501	ETC Source 4WRD PAR WFL 155w		<input type="checkbox"/> L202+R119			
2	501	ETC Source 4WRD PAR WFL 155w		<input type="checkbox"/> L202+R119			








PIPE 3

U#	Ch	Instrument Type & Load	Accessory	Color	Gobo	Dim	Addr
1	501	ETC Source 4WRD PAR WFL 155w		 L202+R119			
2	501	ETC Source 4WRD PAR WFL 155w		 L202+R119			

CAR

U#	Ch	Instrument Type & Load	Accessory	Color	Gobo	Dim	Addr
1	211	PAR16 BIRDIE ENH 250w		 R13			
2	212	PAR16 BIRDIE ENH 250w		 R13			
3	213	Practical					
4	214	Practical					

E PIPE 1

U#	Ch	Instrument Type & Load	Accessory	Color	Gobo	Dim	Addr
1	124	ETC Source4WRD 36deg 155w		 L174	R78545		
1	1	Chauvet Ovation Reve E3 36deg 367w		 R119			
2	125	ETC Source4WRD 36deg 155w		 L174	R78545		
2	5	Chauvet Ovation Reve E3 36deg 367w		 R119			
3	121	ETC Source4WRD 36deg 155w		 L174	R78545		
4	122	ETC Source4WRD 36deg 155w		 L174	R78545		
5	123	ETC Source4WRD 36deg 155w		 L174	R78545		

Unistrut 2

U#	Ch	Instrument Type & Load	Accessory	Color	Gobo	Dim	Addr
12	28	Chauvet Ovation Reve E3 70deg 367w		<input type="radio"/> R119			
13	78	ETC Source 4WRD PAR WFL 155w	Sidearm	<input checked="" type="radio"/> L201			
14	80	ETC Source 4WRD PAR WFL 155w		<input checked="" type="radio"/> L201			
15	52	Chauvet COLORado 3 Solo 187w	7.5" Barndoor	<input type="radio"/> N/C			

SR BRACE

U#	Ch	Instrument Type & Load	Accessory	Color	Gobo	Dim	Addr
1	103	ETC High End Lonestar 615w					

SL BRACE

U#	Ch	Instrument Type & Load	Accessory	Color	Gobo	Dim	Addr
1	104	ETC High End Lonestar 615w					

Cheat Sheet

Front Light																				
Down Stage				Upstage Stage				Kitchen												
DSR	DRC	DLC	DSL	USR	URC	ULC	USL	KDR	KDL	KUR	KUL									
1	2	3	4	5	6	7	8	9	10	11	12	13	14	15	16	17	18	19	20	

Side Light																				
From SR >				From SL >				K SR >												
SR >	SRC >	SLC >	SL >	SR <	SRC <	SLC <	SL <	DS1	DS2	MS	US									
21	22	23	24	25	26	27	28	29	30	31	32	33	34	35	36	37	38	39	40	

Back Light																				
Main Stage BX								Kitchen BX												
SR1	SR2	SRC1	SRC2	SLC1	SLC2	SL1	SL2	USR	USL	DSR	DSL									
41	42	43	44	45	46	47	48	49	50	51	52	53	54	55	56	57	58	59	60	

Top Light																			
Top >								Top <								Kitchen Top			
DR	DRC	DLC	DL	USR	URC	ULC	UL	DR	DRC	DLC	DL	USR	URC	ULC	UL	USR	USL	MSR	MSL
61	62	63	64	65		67	68	69	70	71	72	73	74	75	76	77	78	79	80

Top Light										Practical Reinforcement									
Kitchen Top										Main Stage					Kitchen				
DSR	DSL									SR	SRC	C	SLC	SL	UKR	UKL	DKR	DKL	Table
81	82	83	84	85	86	87	88	89	90	91	92	93	94	95	96	97	98	99	100

Lonestar										MKII										MAC Encore WRMs											
TBD				TBD		TBD		TBD		TBD		TBD		TBD		TBD		TBD		TBD		TBD		TBD		TBD		TBD		TBD	
										Windows										DD		Bath									
										SR	SRC	SLC	SL	DD	Bath																
101	102	103	104	105	106	107	108	109	110	111	112	113	114	115	116	117	118	119	120												

Template >										DS Vom									
Main Stage					Kitchen														
SR	SRC	C	SLC	SL	US	MS	DS												
121	122	123	124	125	126	127	128	129	130	131	132	133	134	135	136	137	138	139	140

CAR										Couch Special									
US		DS								SR >		SL <							
141	142	143	144	145	146	147	148	149	150	151	152	153	154	155	156	157	158	159	160

Batten										Bathroom									
SR	SRC	SC	SLC	SL	K	BRM	BRM												
161	162	163	164	165	166	167	168	169	170	171	172	173	174	175	176	177	178	179	180

181	182	183	184	185	186	187	188	189	190	191	192	193	194	195	196	197	198	199	200
-----	-----	-----	-----	-----	-----	-----	-----	-----	-----	-----	-----	-----	-----	-----	-----	-----	-----	-----	-----

Practicals																				
FL	K	D	L																	
201	202	203	204	205	206	207	208	209	210	211	212	213	214	215	216	217	218	219	220	

WEALTH & HELLNESS

Theatre: Butler Building 2
 CalArts School of Theatre
 December 6th, 2023

Cue Sheet

Lighting Designer: Max Okst
 Asst. Lighting Designer: Emma McManus
 Master Electrician: Miles Karraa

CUE #	PT	PG	FADE		DLA	F/H	BLK	WHEN CALLED	DESCRIPTION	SCENE	STA	IN BOARD
			UP	DWN								
1		1	3					Preshow	Preshow Look	PRESHOW		<input checked="" type="checkbox"/>
2		1	7:00					House Opens	Sunrise	PRESHOW		<input checked="" type="checkbox"/>
3		1	3					House Ready	House Half	PRESHOW		<input checked="" type="checkbox"/>
5		1	7					House Ready	House Out	PRESHOW		<input checked="" type="checkbox"/>
7		1	4:00					Called with Sluv video	Slow up on sunrise - Arieli on chaise during video, bear is projected on Arieli	SCENE 1		<input checked="" type="checkbox"/>
9		5	25					With Bear projection	Bring up interior, still sunrise. Add outside	SCENE 1		<input checked="" type="checkbox"/>
11		6	1:00					Dr Brittney - "You are powerful"	Change color	SCENE 1		<input checked="" type="checkbox"/>
13		6	30					<i>VISUAL: Eric Enters</i>	BX out	SCENE 1		<input checked="" type="checkbox"/>
15		6	2:00					Lacy: "It makes so much sense..."	Sunrise color change	SCENE 1		<input checked="" type="checkbox"/>
19		9	1:00					<i>VISUAL: As eric crosses to change</i>	Still morning, color change, support from outside	SCENE 1		<input checked="" type="checkbox"/>
20.1		9	0					VISUAL: Pratical Switch	Pratical 1	SCENE 2		<input checked="" type="checkbox"/>
20.2		9	0					VISUAL: Pratical Switch	Pratical 2	SCENE 2		<input checked="" type="checkbox"/>
20.3		9	0					VISUAL: Pratical Switch	Pratical 3	SCENE 2		<input checked="" type="checkbox"/>

WEALTH & HELLNESS

Theatre: Butler Building 2
 CalArts School of Theatre
 December 6th, 2023

Cue Sheet

Lighting Designer: Max Okst
 Asst. Lighting Designer: Emma McManus
 Master Electrician: Miles Karraa

CUE #	PT	PG	FADE		DLA	F/H	BLK	WHEN CALLED	DESCRIPTION	SCENE	STA	IN BOARD
			UP	DWN								
23		14	20					Joey: "Seriously Mackenzie?"	Sneak up kitchen	SCENE 2		<input checked="" type="checkbox"/>
25		15	7					Joey: "Over here?"	Sneak up outside + car	SCENE 2		<input checked="" type="checkbox"/>
27		18	1:00					<i>VISUAL: Chichi Enters</i>	Slowly back into house. Mid-morning	SCENE 3		<input checked="" type="checkbox"/>
29		22	1:00					Mackenzie - "Oh my god..."	Add more overhead + side + bathroom	SCENE 3		<input checked="" type="checkbox"/>
31		23	1					<i>VISUAL: Everyone exits Bathroom</i>	Bathroom light down	SCENE 3		<input checked="" type="checkbox"/>
33		27	1:00					Chichi - "YEA HE'S SINGLE"	TOD Change - whiter + more overhead, BX	SCENE 3		<input checked="" type="checkbox"/>
37		28	30					Eric - "Hello"	Down on kitchen	SCENE 3		<input checked="" type="checkbox"/>
47		32	30					Sluv - "You look good"	Add in BX - make sure DS edge is on	SCENE 3		<input checked="" type="checkbox"/>
49		33	3:00					<i>Sits on couch</i>	Bear sequence - move to BX	SCENE 3		<input checked="" type="checkbox"/>
50								Sluv hits DS spot	Sluv special	SCENE 3		<input checked="" type="checkbox"/>
51		34	0.5					<i>VISUAL: Erik enters</i>	Switch back to house + car	SCENE 4		<input checked="" type="checkbox"/>
53		35	20					<i>VISUAL: Mackenzie walks over to car</i>	Slow pull to car, sluv is in the car whole time, front temp	SCENE 4		<input checked="" type="checkbox"/>
57		38	0.7			F20		Sluv - "Just drive"	Car screeches away	SCENE 4		<input checked="" type="checkbox"/>

WEALTH & HELLNESS

Theatre: Butler Building 2
 CalArts School of Theatre
 December 6th, 2023

Cue Sheet

Lighting Designer: Max Okst
 Asst. Lighting Designer: Emma McManus
 Master Electrician: Miles Karraa

CUE #	PT	PG	FADE		DLA	F/H	BLK	WHEN CALLED	DESCRIPTION	SCENE	STA	IN BOARD
			UP	DWN								
58		38	1					before Arieli Throws cactus	Arieli in the doorway	SCENE 4		<input checked="" type="checkbox"/>
59		38	0					Arieli throws cactus With sound cue?	Car crash - BO	SCENE 4		<input checked="" type="checkbox"/>
61		39	10					VISUAL: Arieli pulls Eric out of car	Post Car Crash	SCENE 5		<input checked="" type="checkbox"/>
63		39	25					With beach video	Sun montage w/ video	SCENE 5		<input checked="" type="checkbox"/>
65		41	10					Beach video ends	Sun out	SCENE 5		<input checked="" type="checkbox"/>
65.1		41	5					Arieli gets past the car	Take out car for Eric exit	SCENE 5		<input checked="" type="checkbox"/>
65.5		41	2					Dr. Brittney - "Eric, please take a seat at the table"	Blackout	SCENE 5		<input checked="" type="checkbox"/>
66		41	3					Intermission	House Up	SCENE 5		<input checked="" type="checkbox"/>
66.5		41	3					Intermission	House Half	SCENE 5		<input checked="" type="checkbox"/>
67		43	12					Chichi enters from bathroom	House & Kitchen - mostly projection in kitchen	SCENE 5		<input checked="" type="checkbox"/>
71		46	7					With Dave's entrance	DS edge for entrance	SCENE 5	Deleted	<input checked="" type="checkbox"/>
73		47	25					Dr. Brittney and Makenzie enter the kitchen	Down on kitchen - everyone around the kitchen table	SCENE 5		<input checked="" type="checkbox"/>
75		55	10			F0		VISUAL: Dr. Brittney sets up projector	Shift to whole house & windows, tops & BX	SCENE 6		<input checked="" type="checkbox"/>

WEALTH & HELLNESS

Theatre: Butler Building 2
 CalArts School of Theatre
 December 6th, 2023

Cue Sheet

Lighting Designer: Max Okst
 Asst. Lighting Designer: Emma McManus
 Master Electrician: Miles Karraa

CUE #	PT	PG	FADE		DLA	F/H	BLK	WHEN CALLED	DESCRIPTION	SCENE	STA	IN BOARD
			UP	DWN								
77		56	10					Follow	Bring up sluv	SCENE 6		<input checked="" type="checkbox"/>
78		56	15					Cactus Projection	Darken SR Corner	SCENE 6		<input checked="" type="checkbox"/>
78.5		56	TBD					With music for Sluv	Bring up car for sluv	SCENE 6		<input checked="" type="checkbox"/>
79		57	40					Joey - "Wow, just wow"	Back to the house - late afternoon	SCENE 6		<input checked="" type="checkbox"/>
81		58	10					Everyone sits around Lacy on couch	Move to kitchen	SCENE 6		<input checked="" type="checkbox"/>
83		59	0					VISUAL: Lacy clips into eric	Effect for surge	SCENE 6		<input checked="" type="checkbox"/>
84		59	0.02			F.02		Visual: Eric wakes up	Snap out of effect	SCENE 6		<input checked="" type="checkbox"/>
85		61	15					Joey - "I know man, I know..."	Time change - sunset dim for video	SCENE 6		<input checked="" type="checkbox"/>
87		62	1:00					VISUAL: Chichi starts cleaning the house	Sunset wedding in doorway	SCENE 7		<input checked="" type="checkbox"/>
88		64	5			F5		Bear Entracnce	Sunset progression			<input checked="" type="checkbox"/>
89		64	55			F55		Follow	Bright from outside	SCENE 7		<input checked="" type="checkbox"/>
91		65	1:00			F1:00		Follow	Time slips to evening	SCENE 8		<input checked="" type="checkbox"/>
92		65	1:00					Follow	Time slips to evening	SCENE 8		<input checked="" type="checkbox"/>

WEALTH & HELLNESS

Theatre: Butler Building 2
 CalArts School of Theatre
 December 6th, 2023

Cue Sheet

Lighting Designer: Max Okst
 Asst. Lighting Designer: Emma McManus
 Master Electrician: Miles Karraa

CUE #	PT	PG	FADE		DLA	F/H	BLK	WHEN CALLED	DESCRIPTION	SCENE	STA	IN BOARD
			UP	DWN								
95		66	30					VISUAL: Arieli reveals the gun	BX up	SCENE 8		<input checked="" type="checkbox"/>
97		66	20					With gunshot sound	Just DS edge	SCENE 8		<input checked="" type="checkbox"/>
98		66	0			F0		With sound ignition	Car Headlights and Dash	SCENE 8		<input checked="" type="checkbox"/>
98.5		66	5					Follow	fade down	SCENE 8		<input checked="" type="checkbox"/>
98.6		66	3					<i>VISUAL: When Bear gets hit</i>	Take DS aisle out	SCENE 8		<input checked="" type="checkbox"/>
99		66	3					With Projections Out	B.O.	SCENE 8		<input checked="" type="checkbox"/>
101		66	3					Curtain Call	Curtain Call	SCENE 8		<input checked="" type="checkbox"/>
103		66	3					House Up	House up	SCENE 8		<input checked="" type="checkbox"/>

Wealth & Hellness

Pre-show | Post-show Checklist

Performances Dec 7, 2023 to Dec 14, 2023

Pre-show -

- Power up LX console (If not already on) (Unlock is Shift+Esc)
- Turn on main power Switch (Dimmer Room)
- Set up outdoor lights
 - Power cables and light fixtures are color coded and spikes are spray painted.
- Channel Check (1_@_Full_Check_Enter)(Next)(Last)
 - ALL Hands on deck if something is found to be broken during channel check!
 - Don't forget the fridge light!
- Work with Stage management to perform a BO Check before house open (Go to Cue_Out_Enter)
- Go to cue 1 for preshow (Go to Cue_Out_Enter)
- Make sure work lights are turned off

Post-show -

- After audience has left (Go to Cue_Out_Enter)
- Turn on work lights
- Bring in outdoor lights and cable (w/ Miles & Mark)
- Turn off main power switch (Dimmer Room)