



# INTERNATIONAL QUARTER PONY ASSOCIATION

A World-Wide Association for Stock Type Ponies, Regardless of Color

Entries Close 23:59 Pacific, Sunday, July 30, 2023

## ***IQPA Sizzling Summer Show Down – On Line Pony Show***

### **Halter In Hand**

1. Mares (All Ages)
2. Stallions & Geldings (All Ages)
3. Open – Champion Class

### **Showmanship In Hand**

4. Novice – English or Western
5. Advanced – English or Western *Cannot cross-enter into Novice*

### **Western**

6. Pleasure – Novice W/J
7. Pleasure – Advanced W/J/L *Cannot cross-enter into Novice*
8. Reining

### **English**

9. Pleasure – Novice W/T
10. Pleasure – Advanced W/T/C *Cannot cross-enter into Novice*
11. Jumping

### **Trail**

12. In-Hand (English or Western)
13. Novice Walk Trot/Jog (English or Western)
14. Advanced (English or Western) *Cannot cross-enter into Novice*
15. Jackpot (English or Western)

### **Driving**

16. Driving Open

**CHAMPIONS** – Awarded to HIGH POINT winner in the following classes. Prizes will be based on attendance of show.

Halter – Class #3

Novice – Classes #4, 6, 9, 13

Advanced – Classes #5, 7, 10, 14

**Double Points to IQPA Participants!**

**DRESS CODE** - Neat, clean and well-fitting attire is required. Long pants, boots, and hat or helmet required. *Optional:* English Jacket, Gloves, chaps or chinks.

**Tack:** Silver or tooled leather will not place higher than clean, serviceable tack. We do not restrict bridle types, however, one hand on a shank bit is likely to score higher than two hands.

**Novice / Advance:** Novice riders can enter Advanced classes. Advanced riders cannot enter Novice classes.

**Questions?** Email  
IQPA.Service@Gmail.com.

**Instructions:** Be sure to record your videos from the location noted in the pattern diagram. Do not edit, add titles or music. Upload videos to YouTube, email links to [IQPA.Service@Gmail.com](mailto:IQPA.Service@Gmail.com).

**Entry Form:** Follow link to Google. [2023 Sizzling Summer Show Down Entry Form](#)

**Class Fees:** PayPal only, US Dollars. \$15 each for IQPA Participants / \$20 each for Non-Participants

**Disclaimer:** By completing this form and submitting an entry, all contestants confirm that entered pony meets all qualifications as a “Stock Type” pony of general Quarter Horse build, but 14.2 hands or smaller. Winnings will be paid out in US Dollars, via PayPal and will be based on 50% of entry fees after judge(s) are paid.

Judge(s) decision is final. Enter as many classes as your pony qualifies for. **Not a schooling show.** To earn double points, both Owner and Exhibitor must be active IQPA Participants.

**Questions?** [IQPA.Service@Gmail.com](mailto:IQPA.Service@Gmail.com)



# INTERNATIONAL QUARTER PONY ASSOCIATION

*A World-Wide Association for Stock Type Ponies, Regardless of Color*

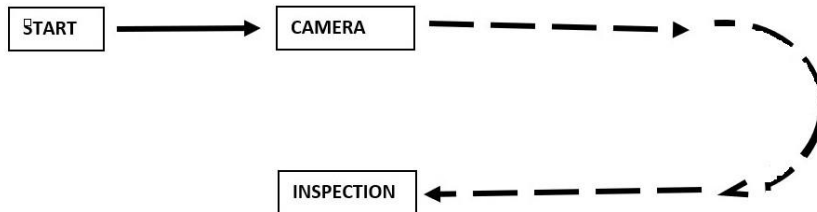
*Entries Close 23:59 Pacific, Sunday, July 30, 2023*

## ***IQPA Sizzling Summer Show Down – On Line Pony Show***

### Patterns

#### All Halter In Hand Classes #1-#3:

- Start: Acknowledge / Salute Camera
- Walk straight to Camera.
- Camera will step aside as pony trots past. **Be sure Camera captures pony trotting from straight behind.**
- Stop directly across from Camera.
- Camera walks around pony. Keep entire pony in frame. Front, back and both sides.



---

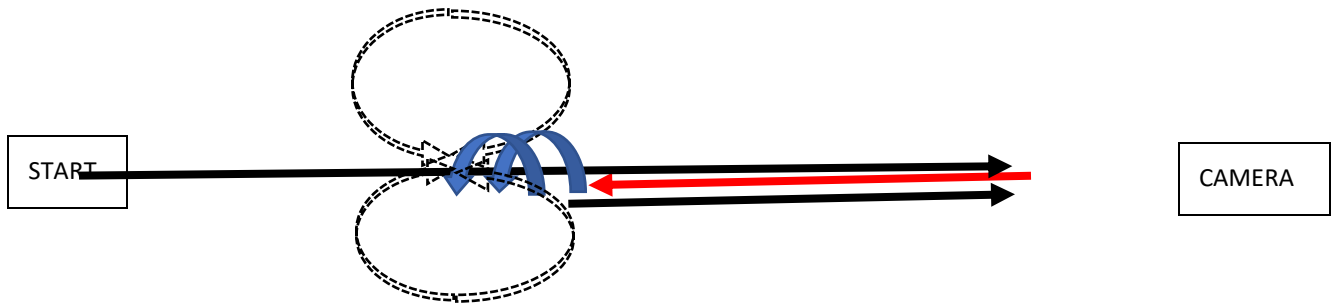
#### Showmanship Novice Class #4

- Start: Pony should be facing the Camera. Acknowledge / Salute Camera.
- Trot ½ the distance to the Camera.
- Halt.
- Back one Pony length.
- Walk remaining distance to Camera.
- Square pony, Acknowledge / Salute Camera. **NO INSPECTION.**



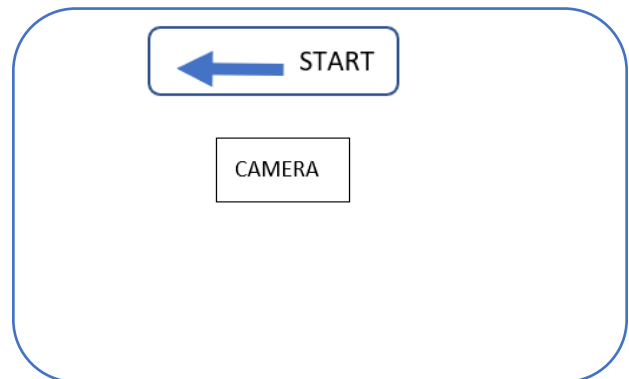
## Showmanship Advanced Class #5

- Start: Pony should be facing the Camera. Acknowledge / Salute Camera.
- Change to off-side.
- Walk straight to camera.
- Back off-side ½ distance towards Start
- 180\* Left Haunch Turn
- Change to On-Side
- Trot a Figure 8 (Right circle first)
- 180\* Left Forehand Turn
- Walk remaining distance to Camera.
- Square pony, Acknowledge / Salute Camera. **NO INSPECTION.**



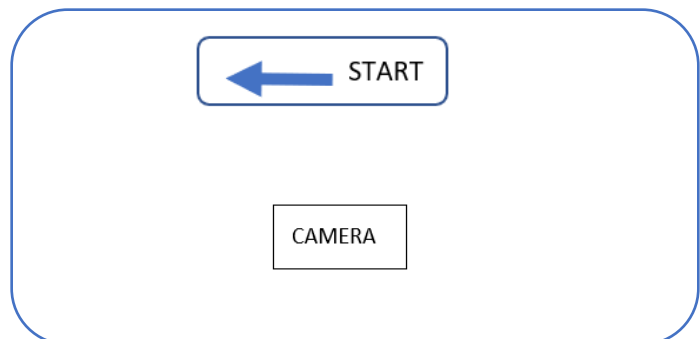
## Western Pleasure – Novice Walk/Jog – Class #6

- Start on the rail, facing a left track.
- Acknowledge / Salute Camera
- Walk one lap, or 45 seconds
- Jog one lap, or 45 seconds
- Walk, reverse directions at the walk
- Walk one lap, or 45 seconds
- Jog one lap, or 45 seconds
- Jog into center of arena, facing Camera, Halt
- Back one pony length, close back
- Halt: Acknowledge / Salute Camera



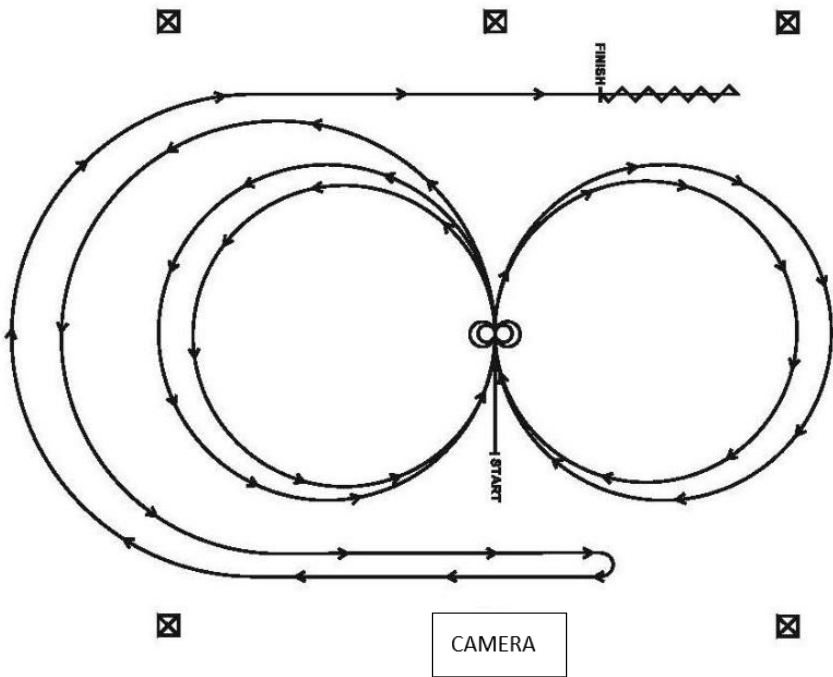
## Western Pleasure – Advanced Walk / Jog / Lope – Class #7. (Cannot Cross Enter into Novice)

- Start on the rail, facing a left track.
- Acknowledge / Salute Camera
- Walk one lap, or 45 seconds
- Lope one lap.
- Jog one lap, or 45 seconds
- Halt. Reverse by 180\* Left Haunch Turn
- Walk one lap, or 45 seconds
- Jog one circle approximately 10 – 15 meters
- Lope one lap.
- Jog into center, facing Camera
- Back one pony length, close back
- Halt: Acknowledge / Salute Camera



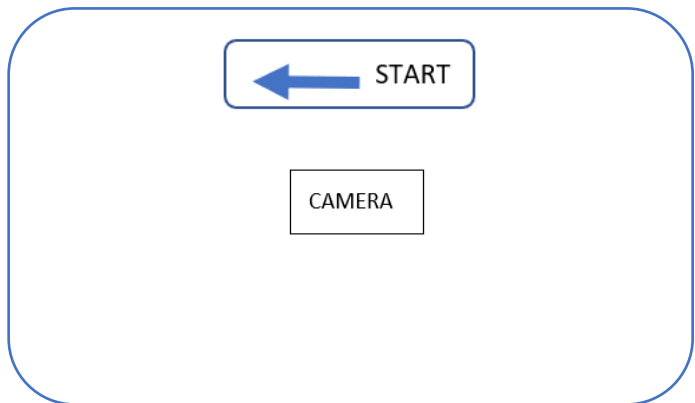
### Western Reining – Class #8

- Start in center, facing away from Camera.
- Spin twice to right.
- Spin twice to left.
- Left lead – large & fast.
- Left lead – small & slow.
- Change leads in center.
- Right lead – large & fast.
- Right lead – small & slow.
- Change leads in center.
- Begin a large circle, then run down right side.
- Rollback.
- Begin a large circle, then run down left side.
- Halt.
- Back 10 – 15 feet. Hesitate to show completion of pattern.



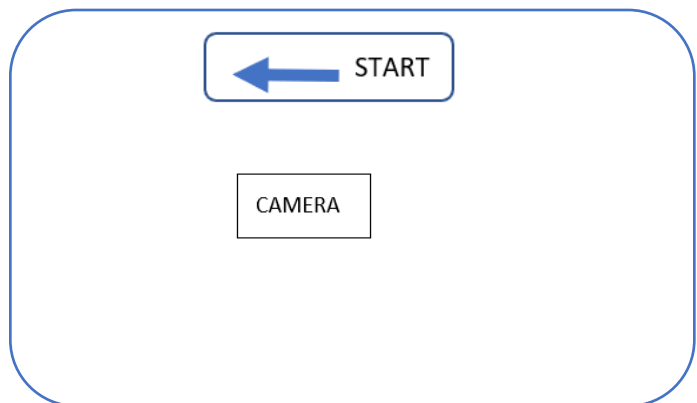
### English Pleasure – Novice Walk/Trot – Class #9

- Start on the rail, facing a left track.
- Acknowledge / Salute Camera
- Walk one lap, or 45 seconds
- Trot one lap, or 45 seconds
- Walk, reverse directions at the walk
- Walk one lap, or 45 seconds
- Trot one lap, or 45 seconds
- Trot into center of arena, facing Camera, Halt
- Back one pony length, close back
- Halt: Acknowledge / Salute Camera



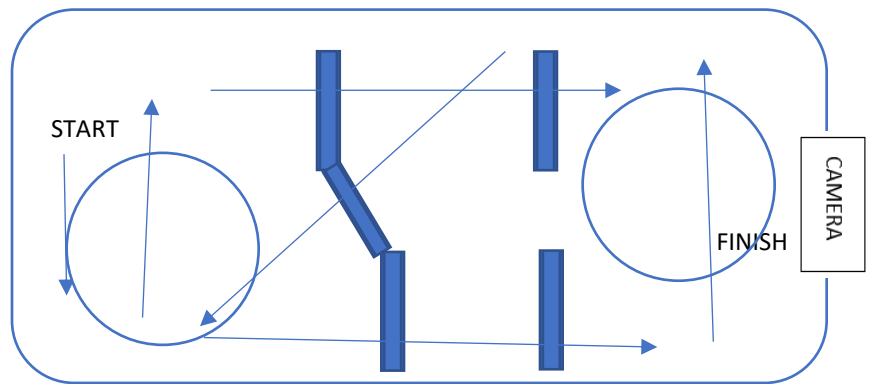
### English Pleasure – Advanced Walk / Trot / Canter – Class #10. (Cannot Cross Enter into Novice)

- Start on the rail, facing a left track.
- Acknowledge / Salute Camera
- Walk one lap, or 45 seconds
- Canter one lap.
- Trot one lap, or 45 seconds
- Halt. Reverse by 180\* Left Haunch Turn
- Walk one lap, or 45 seconds
- Trot one circle approximately 10 – 15 meters
- Canter one lap.
- Trot into center, facing Camera
- Back one pony length, close back
- Halt: Acknowledge / Salute Camera



**English Jumping – Class #11** You will need five jumps. Jump height must be between 12” and 18”. Course can be performed at trot or canter, with higher scores given to the canter exhibitors. Fancy jump standards will not score higher than safe, usable jump standards.

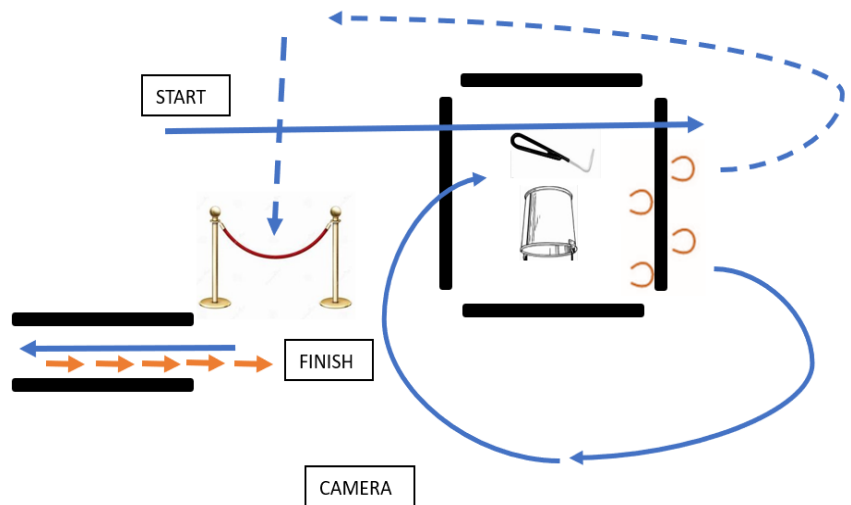
- Start: Salute / Acknowledge Camera
- Circle before first line.
- Jump first line, one stride between fences.
- Turn left to diagonal fence.
- Turn right to 2<sup>nd</sup> line, two strides between fences.
- Circle after completing course.
- Halt: Salute / Acknowledge Camera.



**Trail In-Hand (English or Western) Class #12**

**Equipment Needed:** 6 Poles (6-8 feet long), Rope Gate, Bucket (upside down), Hoof Pick

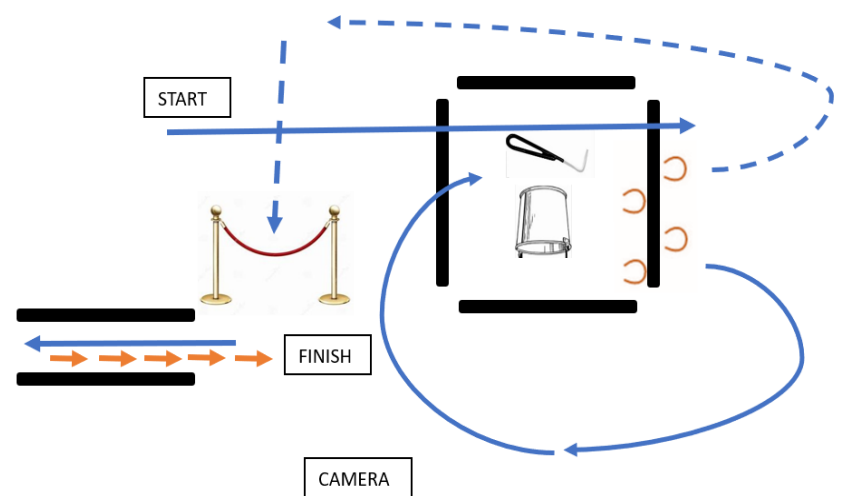
- Start sideways to CAMERA, acknowledge CAMERA / JUDGE.
- Walk through box.
- Sidepass right, 3 or 4 steps.
- Walk into box as shown.
- Ground tie, collect hoof pick from bucket and pick left front hoof.
- Walk out of box and trot to rope gate.
- Open, pass through and close gate.
- Walk to end, then back through poles.
- Acknowledge CAMERA / JUDGE.



**Trail Novice Walk Jog/Trot (English or Western) Class #13**

**Equipment Needed:** 6 Poles (6-8 feet long), Rope Gate, Bucket (upside down), Hoof Pick

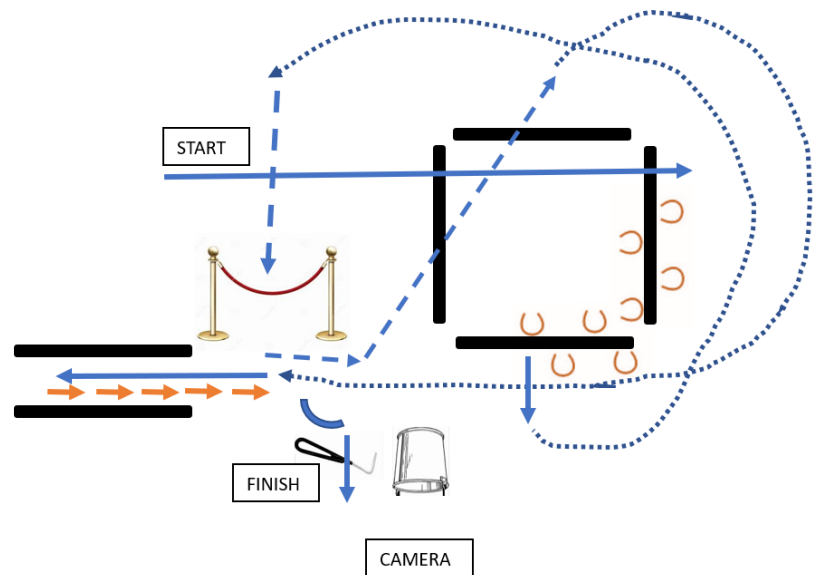
- Start sideways to CAMERA, acknowledge CAMERA / JUDGE.
- Walk through box.
- Sidepass right, 3 or 4 steps.
- Walk into box as shown.
- Dismount and pick left front hoof.
- Remount (use bucket or mounting block, if needed)
- Walk out of box and trot to rope gate.
- Open, pass through and close gate.
- Walk to end, then back through poles.
- Acknowledge CAMERA / JUDGE.



## Trail Advanced (English or Western) Class #14

**Equipment Needed:** 6 Poles (6-8 feet long), Rope Gate, Bucket (upside down), Hoof Pick

- Start sideways to CAMERA, acknowledge CAMERA / JUDGE.
- Walk through box.
- Sidepass right around corner.
- Walk forward and pick up left lead lope/canter.
- Drop to trot. Open, pass through and close gate.
- Trot through box as shown.
- Right lead lope/canter as shown.
- Walk between poles, back out of poles.
- ¼ Turn on haunches, walk to bucket.
- Dismount and clean left rear hoof.
- Acknowledge CAMERA / JUDGE.



---

## Trail Jackpot (English or Western / In-Hand or Ridden) Class #15

New type of class! We're going to give it a whirl! Video your best four obstacles. Guidelines:

- The video can be from any show, event or recorded special for this class.
- No acknowledgment of camera is required.
- Must be continued recording (no cutting and pasting together). However, if your best four obstacles are in the middle of the video, you can delete before and after.
- Only four obstacles will count.
- ANY obstacles, natural or man-made. Can include other animals (dogs, donkeys, goats, cats...) Be creative.
- Show clothes not required for this class.
- Judging will be 100% based on the judge's opinion. Maybe difficulty. Maybe style. Maybe simple and smooth takes it all! Impress us!

Upload Videos to [www.YouTube.com](http://www.YouTube.com)

Name the Video: 2023SizzlingSummer.PonyName.Class#

Copy the Video Link

Email to: [IQPA.Service@Gmail.com](mailto:IQPA.Service@Gmail.com)

The email can have all your videos, OR you can send one at a time. Any way works great for us.