



Niangua Hills Resort Guest Guidebook



Table of Contents

3 Introduction

4 Emergency /
Important Information

5 Resort Contact Information
& Getting Here

6 Check-In/Out Instructions

7 General Store & Resort Office

8 Groceries & Packing List

9 Unit Amenities

10 Various Cabin Information

11 Guest Portal- Adding
Items to Reservation

12 Bait & Baby Equipment

13 Resource Room

14 Amenities

15 Swimming Pool

16 Boat Rentals

17 Boat Ramp & Trailer Parking

18 Feedback

Introduction

Welcome to Niangua Hills Resort! We know you have a lot of options when choosing accommodations at the Lake and we are honored you chose to stay with us.

Robby & Amanda, resort owners, purchased the property in March 2022. We absolutely love the property for so many reasons but we adore history and architecture and this resort has so much of both. The cabins date back to the 1940s, shortly after the Lake of the Ozarks was formed and tourism began hitting the area at a staggering rate.

Although we love the property, it hadn't seen love itself in quite some time. The cabins were terribly outdated with old, mismatched furniture, window units that were barely able to keep up with cooling a cabin in the intense Missouri summer and landscaping that needed attention.

We began renovations immediately and are so proud to see the resort come back to life! It's been nothing short of a labor of love and we hope you find all our improvements to be just what you hoped. We love to see guests return again, with tales of how wonderful their time here has been!

Stay tuned because we have more in store for Niangua Hills Resort! Thanks again for coming and we hope you enjoy your stay!



Emergency/Important Information

ALL EMERGENCIES, DIAL 911.

Resort Address:
256 Irish Hills Drive
Camdenton, MO 65020

Camden County Sheriff's Office Non-Emergency: 573-346-2243
Poison Control Center Hotline: 1-800-222-1222

Local Hospital:
Lake Regional Hospital
54 Hospital Dr.
Osage Beach, MO 65065

Urgent Care:
Lake Regional Express Care
226 E US-54
Camdenton, MO 65020
(Closest Provider)

Lake Regional Express Care
304 E Fourth St.
Eldon, MO 65026

Fire Extinguisher Locations:
In each cabin/home, there is an extinguisher located on the wall by the entry door. They are also located throughout the property and on the boat docks.

First Aid Kit Location:
Resource Room
(Please see map for location)

Resort Contact Information

Resort Phone: 573-873-5375

**Resort Email Address:
info@nianguahillsresort.com**

**For *after-hours emergency only needs*,
please call or text Amanda
(owner) at
573-544-6054.**



Getting Here



Driving Directions From Camdenton:
Take Highway 5 North to Harvest Road.
Harvest Road turns into Owen Point Road.
**Stay on Owen Point Road and follow the
signs.**

Resort Address:
256 Irish Hills Drive
Camdenton, MO 65020

**Type our address into any
map app (Google Maps,
iPhone Maps, etc.) and the
directions will lead you right
to the resort.**


Check-In Instructions



We utilize a self-check in process. Your door code and check-in information will be sent to your email, one-day prior to arrival.



Check-In Time is 3:00 pm. Unfortunately, we cannot offer early check-in times.



Let us know you are here by scanning the QR code and checking in.

Self Check-in



SCAN ME

Check-Out Instructions

Check-Out Time is 10:00 am. Unfortunately, we cannot accommodate late check out times.



Remove trash from inside the cabin and place in the exterior trash bin.



Leave dishes clean and in original location.



Lock cabin/home door upon departure.



General Store & Resort Office



Items available in the General Store include snacks, drinks, chips/salsa, S'more's fixings, retractable campfire sticks, sunscreen, bug spray, fun Lake themed items, toiletries, apparel, life jackets and so much more. Stop in and check out what we have to offer! Additionally, if you would like help with adding amenities onto your reservation such as kayaks, paddle boards, golf carts or laundry room access, our Guest Services Coordinator is here to help!

Worms, firewood and minnows (when available) are able to be purchased using the honor system. Guests may place cash into the black box if the store is closed. If you would rather have your purchases added to your reservation, you can fill out one of the cards provided and place into the black box.

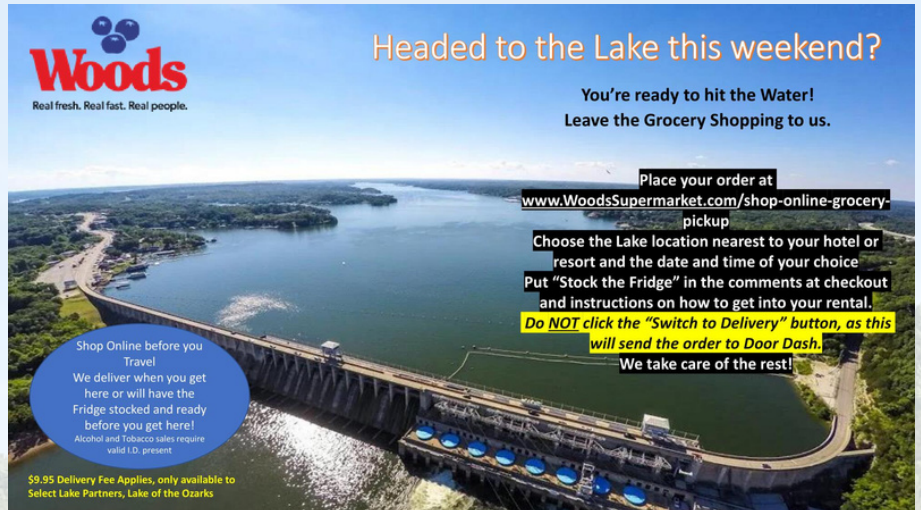
Groceries & Packing List

Walmart Supercenter

94 Cecil St.
Camdenton, MO 65020

Gerbes Supermarket

1159 E Highway 54
Camdenton, MO 65020



Woods
Real fresh. Real fast. Real people.

Headed to the Lake this weekend?

You're ready to hit the Water!
Leave the Grocery Shopping to us.

Place your order at
www.WoodsSupermarket.com/shop-online-grocery-pickup

Choose the Lake location nearest to your hotel or resort and the date and time of your choice
Put "Stock the Fridge" in the comments at checkout and instructions on how to get into your rental.
Do NOT click the "Switch to Delivery" button, as this will send the order to Door Dash.
We take care of the rest!

Shop Online before you Travel
We deliver when you get here or will have the Fridge stocked and ready before you get here!
Alcohol and Tobacco sales require valid I.D. present.

\$9.95 Delivery Fee Applies, only available to Select Lake Partners, Lake of the Ozarks

Woods Supermarket will deliver your pre-ordered groceries and lake necessities straight to your cabin! Place your order ahead of time and have it delivered before you arrive! See ordering instructions above. Note: If you purchase alcohol or tobacco, a member of your party will have to be on-site to accept the order. Select the Sunrise Beach location.

ITEMS TO BRING:

BUG SPRAY & SUNSCREEN

CHARCOAL & FIREWOOD

CONDIMENTS, SPICES, COFFEE FILTERS

BEACH TOWELS & WATER TOYS/FLOATS

LAWN CHAIRS (TO SIT BY FIRE)

All listed items (except for lawn chairs) are available in the General Store. If you forget, or want to make it easy, you can stock up when you arrive. Each cabin has outdoor seating available but there is no seating at the community fire pits so lawn chairs are suggested.

Unit Amenities

We are pleased to be able to offer our guests with an abundance of amenities in each cabin and house. We hope this helps lighten the packing on your end!

- Bath Towels
- Wash Cloths
- Hand Towels
- Hand Soap
- Dish Towels
- Dish Cloths
- Dish Soap
- Bed Linens
- Trash Bags
- Charcoal BBQ Grills
- Hair Dryer
- Direct TV
- Broom & Dustpan
- Hand Mixer
- Blender
- 12-cup Coffee Pot
- Plates, Bowls, Cups
- Silverware
- Cookware (Pots/Pans)
- Microwave
- Refrigerator
- Wi-Fi (Coming Summer 2024)



Various Cabin Information

Linens for Sofa Couches



Sofa bed linens can be found in the bench located in the living room (indicated by the arrow above). If, by chance, housekeeping forgot to replace the linens, extra linens, comforters and pillows are stored in the Resource Room.

Sofas will pull out from the seat and the back will fold down towards the wall.

Refrigerators



The refrigerators in each cabin are brand new. Please note that when the refrigerator is suddenly filled, it will take some time to catch up and may feel like it's not cooling immediately. Please give the refrigerator time and if it still doesn't seem to be working correctly, make sure the breaker has not flipped. If that still doesn't provide a solution, notify the resort via email after at least 24 hours since check-in.

Guest Portal- Add Items to Reservation

Our reservation system allows guests to access their reservation, and provides the ability to add on items like laundry room access or a kayak or paddle board rental. Guests may also extend a stay (as long as there is availability). See directions below for accessing your guest portal.

1



Thank You For Your Reservation

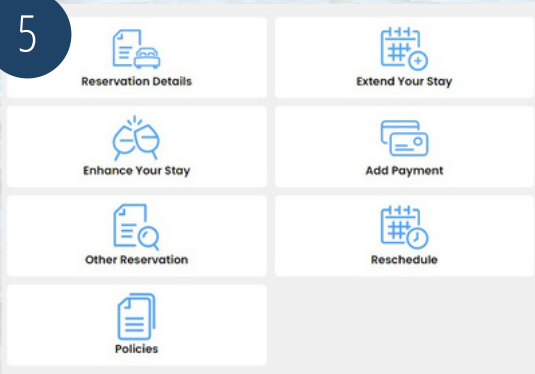
Locate your confirmation email. This was sent by the resort immediately upon booking your stay. The email will have a header that looks like this.

3

Manage Your Reservation

Scroll down and click on the "Manage Your Reservaton" button.

5



Click "Enhance Your Stay" to add kayak or paddle board rentals, a boat slip or laundry room access.

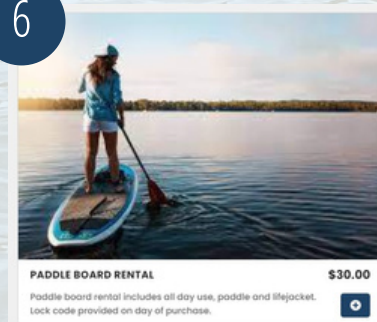
2

Your Confirmation is #15775
Take note of your confirmation number, located in this email.

4

Enter your confirmation number and the phone number used to make the reservation then click "Submit".

6



Select your desired option and click the "+" sign to add to cart.

Bait & Tackle

The General Store offers worms, fishing poles and other various tackle. (Minnows to come soon.) If the store is closed, guests can utilize our self-service system by placing cash in the money box or filling out a card (see instructions on the sign) to purchase.

Worms are located in outdoor refrigerator.



Baby Equipment

BabyQuip is a great resource, if you would prefer to rent baby equipment from a local provider, instead of packing and hauling from home. See the website to make reservations: www.babyquip.com



Resource Room

The Resource Room is stocked with additional supplies such as extra pillows, toilet paper, paper towels, cleaning supplies, coffee pots, stock pots, fans and heaters. Guests are welcome to use the supplies in this room as needed. We ask that guests return items after use so others have a chance to utilize amenities as well.

The Resource Room is located next to the Laundry Room. Please see the resort map below.

FIRST AID KIT IS LOCATED IN THE RESOURCE ROOM



Amenities



Kayaks & Paddle Board Rentals

\$30/day

Extended Use Price: Rent 2 days, Get 1 Free

Laundry Room Access

\$10 Flat Fee

Includes detergent & dryer sheets Laundry access is per cabin.



Ice

The ice chest is located in front of the Resource Room (by Cabin #2). Ice can be purchased with cash or by adding the purchase onto your reservation. See signs for details.



Community Pavilion

Free for resort guests and offered on a first come, first serve basis. Two gas grills, tables and chairs provided.



Golf Cart Rentals

\$40/day

Swimming Pool



Swimming Pool Rules:

- 1) Pool Hours are Dawn to Dusk.
- 2) No pets allowed in pool area.
- 3) No glass allowed in pool area.
- 4) No Lifeguard on Duty- please exercise caution when using pool.
- 5) No running or horseplay.
- 6) Trash must be placed in receptacle.
- 7) All guests are asked to be courteous to others in the pool area.



Boat Rentals

Montego Bay Marina

573-348-4911

www.montegobaymarina.com

info@montegobaymarina.com

Montego Bay Marina is located just across the cove from the resort. Rentals offered are fishing boats, pontoons, speed boats and wave runners.

We recommend calling in advance to reserve during the summer months, as boat rentals do sell out quickly.

LakeRunners Boat Rentals

573-480-3080

www.lakerunnersboatrentals.com

LakeRunners Boat Rentals offers guests the ease of delivery! When you contact LakeRunners, they will coordinate boat delivery to our property.

Daily & weekly rentals available, plus discounts for additional days rented!



Boat Ramp & Trailer Parking



Niangua Hills Resort offers guests a large lot for boat trailer parking. Leaving trailers in the lot helps decrease parking congestion on the resort property.

Use of lot is included with slip rental.

Ramp use is included in boat slip rental pricing.

Please note: During spring, the lake water level is low. If you are planning to visit in the springtime, our alternate option for launching your boat is located just across the cove at Montego Bay Marina. Water levels typically start rising again in mid to late April but water levels cannot be guaranteed.



Feedback

Our family is truly thankful that you chose Niangua Hills Resort for your Lake of the Ozarks vacation. We have worked hard to provide you with a resort that offers updated accommodations and tons of amenities and features.

We want to hear from you! Providing feedback and reviewing the property is so helpful to us! What are we doing right? What can we improve on? Honest and courteous feedback is always appreciated! You can email Amanda at info@nianguahillsresort.com for specific details and use the QR codes below to let others know what you think.

If you made your reservation on VRBO, Expedia or AirBNB, please be sure to leave your review on those platforms.

