

# SECTION P

## Table of Contents



**SystemOne Recessed Concrete Floor Boxes**



**CONNEXION 2.0 Zone Distribution System**



**Furniture and Work Surface Boxes**



Product	Page
SystemOne Recessed Concrete Floor Boxes	P-2
Selecting a Concrete Floor Box	P-4
2-Gang and 4-Gang Floor Boxes and Covers	P-6
6-Gang and 10-Gang Floor Boxes and Covers	P-8
2, 4, 6 and 10-Gang Plates and Accessories	P-10
Fully Adjustable 4 inch Floor Boxes and Covers	P-14
Floor Box Applications	P-16
SystemOne Flush Floor Boxes	
Floor Box Family	P-17
Covers and Sub-Plates	P-18
Metal and Non-Metallic Concrete Floor Boxes	P-19
Sub-Plates	P-20
Configuration Chart	P-21
Flush Floor Boxes and Covers	
Round Non-Metallic, Single or Multi-Service	P-22
Round Metal, Single Service	P-23
Rectangular Non-Metallic, 1, 2, and 3-Gang	P-24
Rectangular Cast Iron, 1, 2, and 3-Gang	P-26
Rectangular Stamped Steel, 1, 2, and 3-Gang	P-27
Flush Floor Boxes for Wooden Floors	P-28
Floor Box Cover to Receptacle Compatibility Chart	P-29
Accessories	P-30

Product	Page
Recessed Concrete Floor Boxes and Covers	
Fire-Classified Solutions for 7 and 11-Gang Boxes	P-32
7 and 11-Gang Series	P-33
8-Gang Ballroom Series	P-34
Above-Floor Service Fittings (Single Service)	P-35
Convention Center Utility Boxes	P-36
CONNEXION 2.0 Zone Distribution System	P-38
Zone Boxes, Splitters and Cables	P-39
Custom Pre-Wired Access Floor Boxes	P-40
SystemOne Recessed Raised Access and Wood Floor Boxes	
2 and 4-Gang Rectangular Floor Boxes	P-44
4-Gang Round Floor Boxes, Covers and Plates	P-46
10-Gang Rectangular Floor Boxes and Covers	P-47
6 inch Furniture Feed Floor Boxes and Covers	P-50
Unloaded Floor Boxes and Face Plates	P-51
Furniture / Work Surface Boxes and Table Top Boxes	P-53
2X2 USB Work Surface Pop-Up Box	P-54
Pre-Wired Work Surface Series	P-55
Pre-Wired Work Surface Elite Series	P-56
AV In-Wall and Ceiling Enclosures	P-57
Gangable AV and Large Capacity Wall Boxes	P-58

## Products at a Glance



### 2-Gang Recessed

The Hubbell SystemOne 2-Gang Recessed Concrete Floor Box offers eight styles, satisfying the requirements of almost any commercial building application. Rectangular or round covers, as well as furniture feed covers, are available in a variety of finishes to blend with any existing or new décor. A parallel-device layout reduces plug interference, maximizing functionality and performance.



### 4-Gang Recessed

Similar to the 2-Gang Recessed Concrete Floor Box, Hubbell's SystemOne 4-Gang Recessed Concrete Floor Box is available with rectangular or round covers. Ten different styles make it possible to meet the electrical requirements of most commercial projects - new construction or renovation. The parallel device layout maximizes functionality which can be limited when devices are mounted 90° from one another.



### 6-Gang Recessed


Increased power, data, and AV capacity is what the Hubbell SystemOne 6-Gang Recessed Concrete Floor Box was designed to handle. Four styles allow the floor box to work within almost any commercial application to enhance connectivity. Rectangular and round covers are available in a variety of finishes that work with any aesthetic or finish.



### 10-Gang Recessed

With maximum capacity in a small footprint, the 10-Gang box provides a uniform look with rectangular or round covers that are available in several finishes to complement existing décor. Electrical devices are mounted vertically and are mounted to the plate prior to securing it to the box. Two inch knockouts are designed into each box allowing for simple installation of AV cables with pre-connectorized heads and specific bend radius requirements.

## Cover

- Available in round, rectangular and furniture feed styles
- 180° cover opening
- Two large cable egress doors
- Listed to UL 514A and UL scrub water compliant
- Die cast aluminum cover construction
- All covers are ADA compliant 
- Post pour adjustment

## Box

- 16 gauge galvanized sheet metal and cast iron construction
- Optional fusion-bonded, green epoxy paint for on-grade use
- 6 in. solid conductor ground pigtail in each gang
- 3 in. deep version accepts adapter (CFBHUB2) for 2 in. conduit
- Pre pour adjustment
- Meets UL 514A requirements and are UL scrub water compliant
- Patent pending, labor saving, easy mount device plates

# Floor Boxes

## Features and Benefits

### SystemOne Recessed Concrete Floor Boxes

Featuring the unique capabilities of Hubbell's SystemOne family design, Hubbell has expanded its floor box offering to provide industry leading flexibility while accommodating an extensive range of applications. Hubbell SystemOne is constructed to give customers the ability to create personal solutions for their most demanding, power, data and audio/video requirements.



CFB4G30 with  
24GCCVRBK Cover




#### Family Look

- Hubbell SystemOne Recessed Floor Box line offers a common look regardless of capacity or installation. This simple concept ensures a consistent look throughout a building with rectangular or round covers. Round covers lend themselves to multi-story buildings also using Fire-Rated Poke-Through devices



#### Covers

- All SystemOne covers are ADA compliant. The doors open to 180° for maximum access. Cables and plugs are protected by recessed connections



#### 1 Screw 3 Fasteners

- Pre-wired duplex or Style Line® receptacles with 8 in. stranded leads are installed into plates to allow for even more labor savings



#### Easy Mount Device Plates

- The Easy Mount device plates allow for a device to be mounted to the plate and wired outside of the floor box. The device and plate assembly are then easily installed and secured with one stud that locates the plate and one screw to secure it
- This patent pending device fastening method maximizes efficiency while reducing install time and comes standard with all device plates for 2, 4 and 6-gang boxes



#### CR Version

- Coated with fusion-bonded epoxy paint to help prevent corrosion and intended for on-grade use

# Floor Boxes

## Selecting a SystemOne Recessed Concrete Floor Box

To assist with the floor box selection process, please have the following information available:

Electrical requirements:	Application:	Cover style:
Power (each electrical device requires one gang) Data/AV (consult manufacturers' specification for size/volume requirements), number required.  Add up total number to determine needed capacity. If necessary capacity is not shown round up to next size. Example: 9-Gang rounds up to a 10-Gang floor box	On-grade (OG) Above-grade (AG)  Minimum concrete pour depth	Round Rectangular

Once this information is gathered start on the capacity column:

- ① Capacity: Select necessary box.
- ② Application: Select the concrete pour depth and on-grade or above-grade application.
- ③ Cover style: Select round or rectangular cover.
- ④ Locate interconnecting point of all three categories and move to right to select correct catalog number.

		Application - Minimum Pour Depth ②												Steel	Corrosion Resistant	Cast Iron			
		2 ½ in.		3 in.		3 ¼ in.		3 ¾ in.		5 ½ in.		6 ¼ in.							
		AG	OG	AG	OG	AG	OG	AG	OG	AG	OG	AG	OG						
Electrical Requirements - Capacity ①	2-Gang	•												•			CFB2G25		
			•													•		CFB2G25CR	
				•											•			CFB2G30	
					•											•		CFB2G30CR	
						•									•			CFB2G25R	
							•									•		CFB2G25RCR	
								•							•			CFB2G30R	
									•							•		CFB2G30RCR	
	4-Gang	•													•			CFB4G25	
			•													•		CFB4G25CR	
				•											•			CFB4G30	
					•											•		CFB4G30CR	
						•									•			CFB4G25R	
							•									•		CFB4G25RCR	
								•							•			CFB4G30R	
									•							•		CFB4G30RCR	
					•												•		CFB4G30CI
																	•		CFB4G30RCI
	6-Gang			•											•			CFB6G30	
					•											•		CFB6G30CR	
						•									•			CFB6G30R	
							•									•		CFB6G30RCR	
	10-Gang									•					•			CFB10G55	
											•					•		CFB10G55CR	
												•			•			CFB10G55R	
													•			•		CFB10G55RCR	
			Rectangular	Rectangular	Round	Round	Rectangular	Round											
			Cover Style ③																

Select Correct Catalog Number ④

# Floor Boxes

## Features and Benefits

### SystemOne Recessed Benefits and Enhancements

#### Functionality

- Cables and connections are protected by recessed functionality
- Open architecture sub-plate design
- Common door layout regardless of flange for harmonized look
- Meets UL 514A scrub water requirements with ScrubShield® technology
- Easy selection with common look for all floor types

#### Value

- Enhance building décor with numerous finishes
- Increase durability and longevity with cast aluminum covers

#### Online Resources

- BIM models, customer drawings and technical specifications are available on [www.hubbell-wiring.com](http://www.hubbell-wiring.com)



CFB6G30 with  
610GCCVRBK Cover



#### Safety

- Flush flange available for tile, finished concrete or Terrazzo
- Surface flange available for carpeted floors with 0.15 in. rise meets ADA requirements
- Hideaway egress doors fold under cover while in use
- 180° opening of main door



#### Covers

- All SystemOne covers are ADA compliant. The doors open to 180° for maximum access. Cables and plugs are protected by recessed connections



#### Concrete Pour Pocket Cap

- In concrete applications, all SystemOne Recessed floor boxes include a yellow factory installed, field-removable pour pocket cap provides a pocket in the final floor to accept the covers intended for terrazzo, tile, or finished concrete floor. The cap may not be used for carpet, wood or engineered floors



#### Extension Caps

- Pre-pour extension caps allows the box to be recessed up to 1 inch into the concrete floor



#### CR Version

- Corrosion resistant epoxy paint intended for on-grade use, the CR version is coated with fusion-bonded epoxy paint to help prevent corrosion



#### 2 Inch Conduit Ready

- To meet expanding AV and data needs, the Hubbell SystemOne Recessed Floor Box line readily accepts 2 inch conduits with the use of a 2 inch threaded conduit hub. The offset design allows for less conduit lifting while threading and the hub mounting holes are asymmetrical for installation efficiency

## SystemOne Recessed 2-Gang Floor Boxes and Covers, for Use In Concrete Floors

### Dimensions Inches (mm)

Style	Rectangular Cover		Round Cover	
	CFB2G30 CFB2G30CR	CFB2G25 CFB2G25CR	CFB2G30R CFB2G30RCR	CFB2G25R CFB2G25RCR
Box Type				
Standard Corrosion-Resistant (On-grade)	CFB2G30 CFB2G30CR	CFB2G25 CFB2G25CR	CFB2G30R CFB2G30RCR	CFB2G25R CFB2G25RCR
Recommended Pour Depth	3.50" (88.9)	3.00" (76.2)	3.75" (95.3)	3.25" (82.6)
Min. Depth of Pour	3.00" (76.2)	2.50" (63.5)	3.75" (95.3)	3.25" (82.6)
Adjustability	Fully	Fully	Fully	Fully
Cubic Inch (cm3) Capacity per Gang	35.0 cu. in. (570 cm3)	30.0 cu. in. (490 cm3)	35.0 cu. in. (570 cm3)	30.0 cu. in. (490 cm3)
Dimensions – A	2.97" (75.3)	2.41" (61.1)	–	–
Dimensions – B	6.62" (168.2)	6.62" (168.2)	7.32" (185.9)	7.32" (185.9)
Dimensions – C	13.79" (350.3)	13.79" (350.3)	13.79" (350.3)	13.79" (350.3)
Dimensions – D	–	–	6.37" (161.7) TYP.	6.37" (161.7) TYP.
Dimensions – E	3.50" (88.9)	3.00" (76.2)	3.75" (95.3)	3.25" (82.6)
KO Trade Size: Front & Back Sides Bottom	(1) ¾", 1", 1¼" (2) ¾", 1" (4) ½", ¾"	(1) ½", ¾", 1" (2) ½", ¾", 1" (4) ½", ¾", 1"	(1) ¾", 1", 1¼" (2) ½", ¾", 1" (4) ½", ¾", 1"	(1) ½", ¾", 1" (2) ½", ¾", 1" (4) ½", ¾", 1"
Cover Family	Rectangular	Rectangular	Round	Round
Concrete Cover Included	✓	✓	✓	✓
2 Inch Hub Compatible	✓	–	✓	–

### Rectangular Covers

- Compatible with **CFB2G25**, **CFB2G25CR**, **CFB2G30** and **CFB2G30CR**
- Two large cable egress doors and access 180° opening
- Maximum static load of 800 lbs. with 2x safety factor\*
- Surface style typical applications: Carpet, VCT
- Flush style typical applications: Tile, finished concrete and Terrazzo floors

Finish	Cover dimensions 11 <sup>1</sup> / <sub>16</sub> in. x 7 <sup>3</sup> / <sub>16</sub> in.			Cover dimensions 10 <sup>1</sup> / <sub>16</sub> in. x 6 <sup>3</sup> / <sub>16</sub> in.		
	Surface	Surface with Insert	Furniture Feed (1 in. and 2 in. Plugs)	Flush	Flush with Insert	Furniture Feed (1 in. and 2 in. Plugs)
Aluminum Powder Coat	<b>24GCCVRALU</b>	<b>24GCCVRALUC</b>	<b>24GFFCVRALU</b>	<b>24GTCVRALU</b>	<b>24GTCVRALUC</b>	<b>24GFFCVRALU</b>
Black Powder Coat	<b>24GCCVRBK</b>	<b>24GCCVRBKC</b>	<b>24GFFCVRBK</b>	<b>24GTCVRBK</b>	<b>24GTCVRBKC</b>	<b>24GFFCVRBK</b>
Brass Powder Coat	<b>24GCCVRBRS</b>	<b>24GCCVRBRSC</b>	<b>24GFFCVRBRS</b>	<b>24GTCVRBRS</b>	<b>24GTCVRBRSC</b>	<b>24GFFCVRBRS</b>
Bronze Powder Coat	<b>24GCCVRBRZ</b>	<b>24GCCVRBRZC</b>	<b>24GFFCVRBRZ</b>	<b>24GTCVRBRZ</b>	<b>24GTCVRBRZC</b>	<b>24GFFCVRBRZ</b>
Satin Nickel Powder Coat	<b>24GCCVRNK</b>	<b>24GCCVRNKC</b>	<b>24GFFCVRNK</b>	<b>24GTCVRNK</b>	<b>24GTCVRNKC</b>	<b>24GFFCVRNK</b>



### 6 Inch Round Covers

- Compatible with **CFB2G25R**, **CFB2G25RCR**, **CFB2G30R** and **CFB2G30RCR**
- Cover has a 7½ in. outer diameter and two large cable egress doors and access 180° opening
- Maximum static load of 1,000 lbs. with 2x safety factor\*

Finish	Flush Surface	Furniture Feed (¾ in. and 2 in. Plugs)
Brushed Aluminum	<b>CFBS1R6CVRALU</b>	<b>CFBS1R6FFCVRALU</b>
Black Powder Coat	<b>CFBS1R6CVRBLK</b>	<b>CFBS1R6FFCVRBLK</b>
Brass Plated	<b>CFBS1R6CVRBRS</b>	<b>CFBS1R6FFCVRBRS</b>
Bronze Plated	<b>CFBS1R6CVRBRZ</b>	<b>CFBS1R6FFCVRBRZ</b>
Gray Powder Coat	<b>CFBS1R6CVRGRY</b>	<b>CFBS1R6FFCVRGRY</b>
Satin Nickel Plated	<b>CFBS1R6CVRNKL</b>	<b>CFBS1R6FFCVRNKL</b>

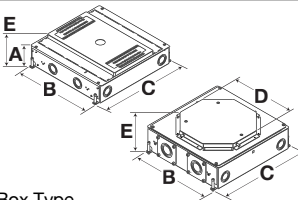








Note: \*Load applied through a 3 in. (76mm) mandrel in center of the cover.

Dimensions in Inches (mm)

## SystemOne Recessed 4-Gang Floor Boxes and Covers, for Use In Concrete Floors

### Dimensions Inches (mm)

Style	Rectangular Cover		Round Cover		Cast Iron	
						
Box Type						
Standard	<b>CFB4G30</b>	<b>CFB4G25</b>	<b>CFB4G30R</b>	<b>CFB4G25R</b>	-	-
Corrosion-Resistant (On-grade)	<b>CFB4G30CR</b>	<b>CFB4G25CR</b>	<b>CFB4G30RCR</b>	<b>CFB4G25RCR</b>	-	-
Cast Iron	-	-	-	-	<b>CFB4G30CI</b>	<b>CFB4G30RCI</b>
Recommended Pour Depth	3.50" (88.9)	3.00" (76.2)	3.75" (95.3)	3.25" (82.6)	4.25" (108.0)	4.00" (101.6)
Min. Depth of Pour	3.00" (76.2)	2.50" (63.5)	3.75" (95.3)	3.25" (82.6)	3.75" (95.3)	4.00" (101.6)
Adjustability	Fully	Fully	Fully	Fully	Fully	
Cubic Inch (cm3) Capacity per Gang	32.5 cu. in. (530 cm3)	26.5 cu. in. (430 cm3)	32.5 cu. in. (530 cm3)	26.5 cu. in. (430 cm3)	32.5 cu. in. (430 cm3)	
Dimensions – A	3.46" (87.8)	2.96" (75.1)	-	-	3.20" (81.3)	-
Dimensions – B	12.08" (306.8)	12.08" (306.8)	12.08" (306.8)	12.08" (306.8)	13.19" (335.1)	13.19" (335.1)
Dimensions – C	11.20" (284.5)	11.20" (284.5)	11.20" (284.5)	11.20" (284.5)	11.44" (290.5)	11.44" (290.5)
Dimensions – D	-	-	8.37" (212.5) TYP.	8.37" (212.5) TYP.	-	8.37" (212.5) TYP.
Dimensions – E	3.50" (88.9)	3.00" (76.2)	3.75" (95.3)	3.25" (82.6)	3.68" (93.3)	4.00" (101.6)
KO Trade Size: Front & Back Sides Bottom	(2) ¾", 1", 1¼" (2) ½", ¾", 1" (4) ½", ¾", 1"	(2) ½", ¾", 1" (2) ½", ¾", 1" (4) ½", ¾", 1"	(2) ¾", 1", 1¼" (2) ½", ¾", 1" (4) ½", ¾", 1"	(2) ½", ¾", 1" (2) ½", ¾", 1" (4) ½", ¾", 1"	(4) 1½" NPT Thread (4) ¾" NPT Thread	
Cover Family	Rectangular	Rectangular	Round	Round	Rectangular	Round
Concrete Cover Included	✓	✓	✓	✓	✓	
2 Inch Hub Compatible	✓	-	✓	-	-	

### Rectangular Covers

- Compatible with **CFB4G25**, **CFB4G25CR**, **CFB4G30** and **CFB4G30CR**
- Two large cable egress doors and access 180° opening
- Maximum static load of 800 lbs. with 2x safety factor\*
- Surface style typical applications: Carpet, VCT
- Flush style typical applications: Tile, finished concrete and Terrazzo floors

Finish	Cover dimensions 11 <sup>1</sup> / <sub>16</sub> in. x 7 <sup>3</sup> / <sub>16</sub> in.			Cover dimensions 10 <sup>1</sup> / <sub>16</sub> in. x 6 <sup>3</sup> / <sub>16</sub> in.		
	Surface	Surface with Insert	Furniture Feed (1 in. and 2 in. Plugs)	Flush	Flush with Insert	Furniture Feed (1 in. and 2 in. Plugs)
Aluminum Powder Coat	<b>24GCCVRALU</b>	<b>24GCCVRALUC</b>	<b>24GFFCVRALU</b>	<b>24GTCVRALU</b>	<b>24GTCVRALUC</b>	<b>24GFFCVRALU</b>
Black Powder Coat	<b>24GCCVRBK</b>	<b>24GCCVRBK</b>	<b>24GFFCVRBK</b>	<b>24GTCVRBK</b>	<b>24GTCVRBK</b>	<b>24GFFCVRBK</b>
Brass Powder Coat	<b>24GCCVRBRS</b>	<b>24GCCVRBRSC</b>	<b>24GFFCVRBRS</b>	<b>24GTCVRBRS</b>	<b>24GTCVRBRSC</b>	<b>24GFFCVRBRS</b>
Bronze Powder Coat	<b>24GCCVRBRZ</b>	<b>24GCCVRBRZC</b>	<b>24GFFCVRBRZ</b>	<b>24GTCVRBRZ</b>	<b>24GTCVRBRZC</b>	<b>24GFFCVRBRZ</b>
Satin Nickel Powder Coat	<b>24GCCVRNK</b>	<b>24GCCVRNKC</b>	<b>24GFFCVRNK</b>	<b>24GTCVRNK</b>	<b>24GTCVRNKC</b>	<b>24GFFCVRNK</b>



### 8 Inch Round Covers

- Compatible with **CFB4G25R**, **CFB4G25RCR**, **CFB4G30R**, **CFB4G30RCR** and **CFB4G30RCI**
- Cover has a 9½ in. outer diameter and two large cable egress doors and access 180° opening
- Maximum static load of 1,000 lbs. with 2x safety factor\*

Finish	Flush Surface
Brushed Aluminum	<b>CFBS1R8CVRALU</b>
Black Powder Coat	<b>CFBS1R8CVRBLK</b>
Brass Plated	<b>CFBS1R8CVRBRS</b>
Bronze Plated	<b>CFBS1R8CVRBRZ</b>
Gray Powder Coat	<b>CFBS1R8CVRGRY</b>
Satin Nickel Plated	<b>CFBS1R8CVRNKL</b>



Note: \*Load applied through a 3 in. (76mm) mandrel in center of the cover.

Dimensions in Inches (mm)

## SystemOne Recessed 6-Gang Floor Boxes and Covers, for Use In Concrete Floors

### Dimensions Inches (mm)

Style	Rectangular Cover		Round Cover	
	CFB6G30	CFB6G30CR	CFB6G30R	CFB6G30RCR
Box Type				
Standard Corrosion-Resistant (On-grade)	-	-	-	-
Recommended Pour Depth	3.50" (88.9)	3.50" (88.9)	3.75" (95.3)	3.75" (95.3)
Min. Depth of Pour	3.00" (76.2)	3.00" (76.2)	3.75" (95.3)	3.75" (95.3)
Adjustability	Fully	Fully	Fully	Fully
Cubic Inch (cm3) Capacity per Gang	33 cu. in./89 cu. in. (535 cm3/1450 cm3)	33 cu. in./89 cu. in. (535 cm3/1450 cm3)	33 cu. in./89 cu. in. (535 cm3/1450 cm3)	33 cu. in./89 cu. in. (535 cm3/1450 cm3)
Dimensions – A	3.00" (76.2)	3.00" (76.2)	-	-
Dimensions – B	18.48" (469.4)	18.48" (469.4)	17.45" (443.2)	17.45" (443.2)
Dimensions – C	11.62" (295.1)	11.62" (295.1)	11.60" (294.5)	11.60" (294.5)
Dimensions – D	-	-	8.37" (212.5) TYP.	8.37" (212.5) TYP.
Dimensions – E	3.46" (87.8)	3.46" (87.8)	3.75" (95.3)	3.75" (95.3)
KO Trade Size: Front & Back Sides Bottom	(4) 3/4", 1", 1 1/4" (2) 3/4", 1", 1 1/4", 1 1/2" (4) 3/4", 1", 1 1/4", 1 1/2"	(4) 3/4", 1", 1 1/4" (2) 3/4", 1", 1 1/4", 1 1/2" (4) 3/4", 1", 1 1/4", 1 1/2"	(4) 3/4", 1", 1 1/4" (2) 3/4", 1", 1 1/4", 1 1/2" (4) 3/4", 1", 1 1/4", 1 1/2"	(4) 3/4", 1", 1 1/4" (2) 3/4", 1", 1 1/4", 1 1/2" (4) 3/4", 1", 1 1/4", 1 1/2"
Cover Family	Rectangular	Rectangular	Round	Round
Concrete Cover Included	✓	✓	✓	✓
2 Inch Hub Compatible	✓	✓	✓	✓

### Rectangular Covers

- Compatible with **CFB6G30** and **CFB6G30CR**
- Two large cable egress doors and access 180° opening
- Maximum static load of 1,500 lbs. with 2x safety factor\*
- Surface style typical applications: Carpet, VCT
- Flush style typical applications: Tile, finished concrete and Terrazzo floors

Finish	Cover dimensions 11 1/2 in. x 10 in.		Cover dimensions 10 1/2 in. x 9 in.	
	Surface	Surface with Insert	Flush	Flush with Insert
Aluminum Powder Coat	<b>610GCCVRLU</b>	<b>610GCCVRLUC</b>	<b>610GTCVRLU</b>	<b>610GTCVRLUC</b>
Black Powder Coat	<b>610GCCVRBK</b>	<b>610GCCVRBKC</b>	<b>610GTCVRBK</b>	<b>610GTCVRBKC</b>
Brass Powder Coat	<b>610GCCVRBRS</b>	<b>610GCCVRBRSC</b>	<b>610GTCVRBRS</b>	<b>610GTCVRBRSC</b>
Bronze Powder Coat	<b>610GCCVRBRZ</b>	<b>610GCCVRBRZC</b>	<b>610GTCVRBRZ</b>	<b>610GTCVRBRZC</b>
Satin Nickel Powder Coat	<b>610GCCVRNK</b>	<b>610GCCVRNKC</b>	<b>610GTCVRNK</b>	<b>610GTCVRNKC</b>



### 8 Inch Round Covers

- Compatible with **CFB6G30R** and **CFB6G30RCR**
- Two large cable egress doors and access 180° opening
- Maximum static load of 1,000 lbs. with 2x safety factor\*

Finish	Surface
Brushed Aluminum	<b>CFBS1R8CVRALU</b>
Black Powder Coat	<b>CFBS1R8CVRBLK</b>
Brass Plated	<b>CFBS1R8CVRBRS</b>
Bronze Plated	<b>CFBS1R8CVRBRZ</b>
Gray Powder Coat	<b>CFBS1R8CVRGRY</b>
Satin Nickel Plated	<b>CFBS1R8CVRNKL</b>



Note: \*Load applied through a 3 in. (76mm) mandrel in center of the cover.













Dimensions in Inches (mm)



## SystemOne 2, 4 and 6-Gang Plates and Accessories

### Plates for Use in 2, 4 and 6-Gang Floor Boxes

- UL 514A listed

Plate Style	(1) Decorator Opening	(1) Duplex Opening	(2) Extron® MAAP Openings	(2) Extron® Openings
Cat. No.	<b>FBMPREC</b>	<b>FBMPDUP</b>	<b>FBMPMAAP</b>	<b>FBMPAAP</b>
				
Plate Style	(2) 1U Hubbell iStation Openings	(1) 1.5U Hubbell iStation Opening	(1) Simplex Opening 1.40 in. Diameter	(1) Twist-Lock® Opening 1.60 in. Diameter
Cat. No.	<b>FBMP2IM</b>	<b>FBMP15IM</b>	<b>FBMP139</b>	<b>FBMP156</b>
				
Plate Style	1-Gang Blank	Cable Feed Through with Bushing	(1) Opening for TracJack® or Series II®	(1) Opening with Hubbell ISF6 Frame for Keystone Jacks
Cat. No.	<b>FBMPBNK</b>	<b>FBMPFT</b>	<b>FBMPTRAC</b>	<b>FBMP6KS</b>
				

### Pre-Wired Device Plates

- Reduces wiring and installation times
- 8 in. stranded leads mounted to the face plate

Description	Type	15A	20A
Duplex, Gray.	Standard	<b>PWFBMPCR15GRY</b>	<b>PWFBMPCR20GRY</b>
	Tamper-Resistant	<b>PWFBMPCR15GRYTR</b>	<b>PWFBMPCR20GRYTR</b>
Decorator, Gray.	Standard	<b>PWFBMPCR15GRY</b>	<b>PWFBMPCR20GRY</b>
	Tamper-Resistant	<b>PWFBMPCR15GRYTR</b>	<b>PWFBMPCR20GRYTR</b>

### Accessories

Description		Catalog Number
2 in. threaded zinc hub for use with <b>CFB2G30</b> , <b>CFB4G30</b> and <b>CFB6G30</b> series floor boxes; replaces <b>CFBKOPATE</b> .		<b>CFBHUB2</b>
Replacement knock-out plate.	Standard Epoxy Coating	<b>CFBKOPATE</b> <b>CFBKOPATECR</b>
Replacement wire-way, used to pass wires from one compartment to the other, for use in rectangular boxes.	CFB2G30/CR CFB4G30/CR CFB4G25/CR	2-Gang <b>CFB2WW</b> 4 and 6-Gang <b>CFB46WW</b> <b>CFB4WW</b>
Stackable ring to increase box height and concrete pour depth by ¼ in. increments above top plane of floor box. One ring per ¼ in. depth increase. <b>Must be installed before concrete pour.</b>		<b>CFB6RCVRR075</b> <b>CFB8RCVRR075</b>
Finished floor height adjustment ring - <b>increase post pour adjustment</b> ; use with round cover series.	0 - ¼ in. ¼ in. - ½ in. ½ in. - ¾ in.	<b>CFB6RCVRR1*</b> <b>CFB6RCVRR2</b> <b>CFB6RCVRR3</b> <b>CFB8RCVRR1**</b> <b>CFB8RCVRR2</b> <b>CFB8RCVRR3</b>
2 and 4-gang rectangular pre-pour ½ in. extension caps (2 pack).		<b>24GEXTENDCAP2PK</b>
6 and 10-gang rectangular pre-pour ½ in. extension caps (2 pack).		<b>610GEXTENDCAP2PK</b>

Note: \*Included with standard **CFB2G30R** and **CFB2G25R** series.  
\*\*Included with standard **CFB4G30R** and **CFB4G25R** series.

Extron® is a registered trademark of Extron Electronics.  
Crestron® is a registered trademark of Crestron Electronics, Inc.  
FSR® is a registered trademark of FSR Inc.  
TracJack®, Series II® and Ortronics® are registered trademarks of Ortronics/Legrand.



Dimensions in Inches (mm)

## SystemOne Recessed 10-Gang Floor Boxes and Covers, for Use In Concrete Floors

### Dimensions Inches (mm)

Style	Rectangular Cover		Round Cover	
	CFB10G55	- CFB10G55CR	CFB10G55R	- CFB10G55RCR
Box Type				
Standard Corrosion-Resistant (On-grade)				
Recommended Pour Depth	6.00" (152.4)	6.00" (152.4)	6.25" (158.8)	6.25" (158.8)
Min. Depth of Pour	5.50" (139.7)	5.50" (139.7)	6.25" (158.8)	6.25" (158.8)
Adjustability	Fully	Fully	Fully	Fully
Cubic Inch (cm3) Capacity per Gang	33 cu. in./89 cu. in. (535 cm3/1450 cm3)	33 cu. in./89 cu. in. (535 cm3/1450 cm3)	33 cu. in./89 cu. in. (535 cm3/1450 cm3)	33 cu. in./89 cu. in. (535 cm3/1450 cm3)
Dimensions – A	5.50" (139.7)	5.50" (139.7)	-	-
Dimensions – B	10.96" (278.4)	10.96" (278.4)	10.96" (278.4)	10.96" (278.4)
Dimensions – C	10.96" (278.4)	10.96" (278.4)	12.10" (307.4)	12.10" (307.4)
Dimensions – D	-	-	8.37" (212.5) TYP.	8.37" (212.5) TYP.
Dimensions – E	6.00" (152.4)	6.00" (152.4)	6.25" (158.8)	6.25" (158.8)
KO Trade Size: Front & Back	(1) ½", ¾", (1) ¾", 1", 1¼", 1½", (1) 1", 1¼", 1½", 2"	(1) ½", ¾", (1) ¾", 1", 1¼", 1½", (1) 1", 1¼", 1½", 2"	(1) ½", ¾", (1) ¾", 1", 1¼", 1½", (1) 1", 1¼", 1½", 2"	(1) ½", ¾", (1) ¾", 1", 1¼", 1½", (1) 1", 1¼", 1½", 2"
Sides	(2) ¾", 1", 1¼", 1½"	(2) ¾", 1", 1¼", 1½"	(2) ¾", 1", 1¼", 1½"	(2) ¾", 1", 1¼", 1½"
Bottom	(2) ½", ¾", (4) ½", ¾", 1", 1¼"	(2) ½", ¾", (4) ½", ¾", 1", 1¼"	(2) ½", ¾", (4) ½", ¾", 1", 1¼"	(2) ½", ¾", (4) ½", ¾", 1", 1¼"
Cover Family	Rectangular	Rectangular	Round	Round
Concrete Cover Included	✓	✓	✓	✓
2 Inch Hub Compatible	-	-	-	-

### Rectangular Covers

- Compatible with **CFB10G55** and **CFB10G55CR**
- Two large cable egress doors and access 180° opening
- Maximum static load of 1,500 lbs. with 2x safety factor\*
- Surface style typical applications: Carpet, VCT
- Flush style typical applications: Tile, finished concrete and Terrazzo floors

Finish	Cover dimensions 11½ in. x 10 in.		Cover dimensions 10½ in. x 9 in.	
	Surface	Surface with Insert	Flush	Flush with Insert
Aluminum Powder Coat	<b>610GCCVRALU</b>	<b>610GCCVRALUC</b>	<b>610GTCVRALU</b>	<b>610GTCVRALUC</b>
Black Powder Coat	<b>610GCCVRBK</b>	<b>610GCCVRBKBC</b>	<b>610GTCVRBK</b>	<b>610GTCVRBKBC</b>
Brass Powder Coat	<b>610GCCVRBRS</b>	<b>610GCCVRBRSC</b>	<b>610GTCVRBRS</b>	<b>610GTCVRBRSC</b>
Bronze Powder Coat	<b>610GCCVRBRZ</b>	<b>610GCCVRBRZC</b>	<b>610GTCVRBRZ</b>	<b>610GTCVRBRZC</b>
Satin Nickel Powder Coat	<b>610GCCVRNK</b>	<b>610GCCVRNKC</b>	<b>610GTCVRNK</b>	<b>610GTCVRNKC</b>



### 8 Inch Round Covers

- Compatible with **CFB10G55R** and **CFB10G55RCR**
- Two large cable egress doors and access 180° opening
- Maximum static load of 1,000 lbs. with 2x safety factor\*

Finish	Surface
Brushed Aluminum	<b>CFBS1R8CVRALU</b>
Black Powder Coat	<b>CFBS1R8CVRBLK</b>
Brass Plated	<b>CFBS1R8CVRBRS</b>
Bronze Plated	<b>CFBS1R8CVRBRZ</b>
Gray Powder Coat	<b>CFBS1R8CVRGRY</b>
Satin Nickel Plated	<b>CFBS1R8CVRNKL</b>



Note: \*Load applied through a 3 in. (76mm) mandrel in center of the cover.

Dimensions in Inches (mm)

## SystemOne 10-Gang Plates and Accessories

### CFB10 Series – Plates

Plate Style	(1) Decorator Opening	(1) Duplex Opening	Blank	Decorator Opening Plate Including Hubbell ISF6GY	(2) Openings to Accommodate (6) Ortronics TrackJack®
Cat. No.	<b>FB10MPREC</b>	<b>FB10MPDUP</b>	<b>FB10MPBNK</b>	<b>FB10MPKEY</b>	<b>FB10MPTRAC</b>



Plate Style	(2) Decorator	(4) Extron® MAAP Modules	(4) Extron® AAP Modules	For (6) 1U Hubbell iStation Modules	Replacement Spacer Around Wire-Way
Cat. No.	<b>FB10MP2A</b>	<b>FB10MPMAAP</b>	<b>FB10MPAAP</b>	<b>FB10MP2B</b>	<b>FB10MPX</b>



Plate Style	(1) Twist-Lock® Opening 1.60 in. Dia. (Uses 2-Gangs)	(1) Simplex Opening 1.40 in. Dia. (Uses 2-Gangs)	(2) Twist-Lock® Opening 1.60 in. Dia. (Uses 3-Gangs)	(2) Simplex Opening 1.40 in. Dia. (Uses 3-Gangs)	(1) Opening for Appliance Receptacle (Uses 3-Gangs)
Cat. No.	<b>FB10TLA</b>	<b>FB10TLX</b>	<b>FB10TLB</b>	<b>FB10TLY</b>	<b>FB10MP3GAPP</b>



Plate Style	(3) Twist-Lock® Opening 1.60 in. Dia. (Uses 5-Gangs)	(3) Simplex Opening 1.40 in. Dia. (Uses 5-Gangs)	(2) 2-Gang. Meets NEMA Spacing. Ideal for Crestron® DM –TX Product and Power (Uses 5-Gangs)	(4) Single Service Openings Utilizing NEMA Wallplate (Uses 5-Gangs)
Cat. No.	<b>FB10TLC</b>	<b>FB10TLZ</b>	<b>CFB10NEMA</b>	<b>FB10MPNEMA4G</b>



### Pre-Wired Device Plates

- Reduces wiring and installation times
- 8 inch stranded leads mounted to the face plate


Description	Type	15A	20A
Duplex, Gray.	Standard Tamper-Resistant	<b>PWFB10MPCR15GRY</b> <b>PWFB10MPCR15GRYTR</b>	<b>PWFB10MPCR20GRY</b> <b>PWFB10MPCR20GRYTR</b>
Decorator, Gray.	Standard Tamper-Resistant	<b>PWFB10MPDR15GRY</b> <b>PWFB10MPDR15GRYTR</b>	<b>PWFB10MPDR20GRY</b> <b>PWFB10MPDR20GRYTR</b>



### Accessories

Description	Catalog Number
Replacement wire-way, used to pass wires from one compartment to the other, for use in <b>CFB10G55/CR</b> rectangular boxes.	<b>CFB10WW</b>
Stackable ring to increase box height and concrete pour depth by ¼ in. increments above top plane of floor box. One ring per ¼ in. depth increase. <b>Must be installed before concrete pour.</b>	<b>CFB8RCVRR075</b>
Finished floor height adjustment ring - <b>increase post pour adjustment</b> ; use with round cover series.	0 - ¼ in. <b>CFB8RCVRR1*</b> ¼ in. - ½ in. <b>CFB8RCVRR2</b> ½ in. - ¾ in. <b>CFB8RCVRR3</b>
6 and 10-gang rectangular pre-pour ½ in. extension caps (2 pack).	<b>610GEXTENDCAP2PK</b>

Note: \*Included with standard **CFB10G30R** series.



Dimensions in Inches (mm)

Extron® is a registered trademark of Extron Electronics.  
Crestron® is a registered trademark of Crestron Electronics, Inc.  
FSR® is a registered trademark of FSR Inc.  
TracJack®, Series II® and Ortronics® are registered trademarks of Ortronics/Legrand.

## The Next Big Step In Innovation



Locate installation area and connect conduits



Pour concrete



Cut box top level with concrete



Install flooring



Install Adjustable Mounting Cup and level with finished flooring **CFBS1R4CUI**



Wire devices into box



Finish with cover **CFBS1R4CVR**

## Installing the Fully Adjustable Mounting Cup and Level with Finished Flooring

During a concrete pour installation a floor box can become buried, other times the thickness of the floor covering can change. We have solved these issues with the integral, patented, mounting cup which adjusts the device mounting depth to 3 inches, no matter the floor thickness. Additionally, this is helpful for engineered flooring on the concrete; the cup allows for the electrical devices to be adjusted upwards up to 1½ inches.



**CFBS1R4CUP**



**CFBS1R4PFB**

## Features and Benefits

### SystemOne Fully Adjustable 4 inch Recessed Floor Boxes and Covers, for Use In Concrete Floors

The Hubbell SystemOne Fully Adjustable Recessed floor box is the next step in a long line of quality products delivering power, data and AV for any application. The challenge of a recessed adjustable floor box is the device depth would vary for different floor thicknesses, other times the floor box can become buried in the concrete pour. We have solved these issues with the integral, patented, mounting cup which adjusts the device mounting depth to 3 inches, no matter the floor thickness. Additionally, this is helpful for engineered flooring on the concrete; the cup allows for the electrical devices to be adjusted upwards up to 1½ inches. This feature is particularly accommodating when the final flooring is unknown at the time concrete is being poured.

Utilizing the same cover design as our 4 inch Recessed Fire-Rated Poke-Throughs, a common look is now possible anywhere in a building, on grade or above.



**CFBS1R4PFB** with  
**CFBS1R4CVRNKL** Cover



#### Box Design

- Up to 2 inch conduit ready (Cast iron maximum conduit - 1½ inches)
- Available in PVC, stamped steel, epoxy coated stamped steel or cast iron construction available
- cULus Listed - Scrubwater compliant



#### Covers

- 1,000 lbs, static load rated cover
- Available in six architectural cover finishes
- ADA – American's with Disabilities Act – compliant flange thickness of 0.15 inch



#### Chamber

- 3 inch deep access chamber
- Patented post pour adjustable mounting cup with teeth spaced in 5/32 inch increments allows for up to 1½ inches of upward adjustability from the lowest position, ideal for engineered flooring
- High visibility white cup for making easy connections



#### Easy Mount Device Plates

- Multiple, open architecture mounting plates for power, data and AV
- Recessed connections

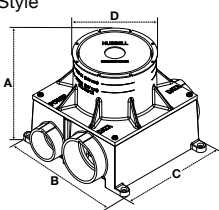
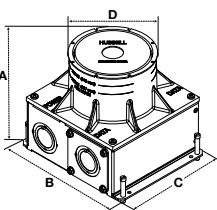






#### 2 Inch Conduit Ready

- To meet expanding AV and data needs, the Hubbell SystemOne Recessed Floor Box line readily accepts 2 inch conduits with the use of a 2 inch threaded conduit hub - **CFBHUB2** Sold Separately
- The offset design allows for less conduit lifting while threading, plus the hub mounting holes are asymmetrical to ensure correct mounting

## SystemOne Fully Adjustable 4 inch Recessed Floor Boxes and Covers, for Use In Concrete Floors

### Dimensions Inches (mm)

Style			Cast Iron 	Corrosion-Resistant 	Stamped Steel 	Non-Metallic 
	Cast Iron / Non-Metallic	Stamped Steel	<b>CFBS1R4CFB</b>	<b>CFBS1R4SFBCR</b>	<b>CFBS1R4SFB</b>	<b>CFBS1R4PFB</b>
Min. Depth of Pour			5.00" (127.0)	5.00" (127.0)	5.00" (127.0)	5.00" (127.0)
Max. Pour Depth			6.00" (152.4)	6.00" (152.4)	6.00" (152.4)	6.00" (152.4)
Cubic Inch (cm3) Capacity			72.0 cu. in. (1800 cm3)	80.0 cu. in. (1311 cm3)	80.0 cu. in. (1311 cm3)	67.0 cu. in. (1098 cm3)
Dimensions – A			6.00" (152.4)	6.00" (152.4)	6.00" (152.4)	6.00" (152.4)
Dimensions – B			7.60" (193.0)	7.40" (188.0)	7.40" (188.0)	7.85" (199.4)
Dimensions – C			6.58" (16.1)	6.32" (160.6)	6.32" (160.6)	6.58" (16.1)
Dimensions – D			4.48" (113.7)	4.48" (113.7)	4.48" (113.7)	4.48" (113.7)
Power Entries			1 inch NPT	1¼, 1, ¾ inch	1¼, 1, ¾ inch	1¼, 1, ¾, ½ inch
Data Entries			1½ inch NPT	2*, 1¼, 1, ¾ inch	2*, 1¼, 1, ¾ inch	2, 1½, 1¼, 1 inch
Concrete Cover Included			✓	✓	✓	✓
Closure Plugs Included			✓	–	–	✓
Reducers			–	–	–	✓
CFBS1R4xx Cover Family			✓	✓	✓	✓
Compatible with CFBHUB2 - 2" Conduit Fitting			–	✓	✓	–

Note: UL File Number E92074.  
CSA File Number LR18416.  
\*Requires CFBHUB2 for 2" conduits.

### Adjustable Mounting Cup - Required, Purchased Separately

The Adjustable Mounting Cup (AMC) is the heart of the **CFBS1R4** Floor Box product line, and must be **purchased separately** from the floor boxes. With teeth spaced in  $\frac{5}{32}$  inch increments, the adjustable cup allows for installation ease and flexibility. The AMC is dropped into the floor box collar then rotated clockwise to set the height and is adjustable until the ground plate is installed. Once the ground plate is installed, the cup is locked into place preventing unwanted adjustment of height. Lastly, the device mounting plate and electrical devices are installed.



Description	Catalog Number
<b>Adjustable Mounting Cup</b> Includes white cup, grey low voltage dividers and ground plate.	<b>CFBS1R4CUP</b> Floor boxes purchased independently from cup



Dimensions in Inches (mm)

## SystemOne Fully Adjustable 4 inch Recessed Floor Boxes and Covers, for Use In Concrete Floors

### Floor Box Covers

The 4 inch recessed cover is available in a number of durable, yet beautiful finishes to match any décor. The flange height of 0.15 inch is ADA compliant and suitable for use on any floor finish. All covers are UL 514A listed and meet UL Scrubwater requirements.


#### Features

- Flange diameter is 5.5 inches
- Flange thickness is 0.15 inches thick and complies with ADA requirements
- Cover load rating is 1,000 lbs. with 2x safety factor\* for a static load applied through a 3 inch mandrel
- Available in six finishes
  - Satin nickel, antique bronze and brushed brass are plated finishes
  - Brushed aluminum is the base material brushed and lacquered
  - Black and gray finishes are powder coat












### Architectural Cover Finishes

Description	Finish	Catalog Number
Cover with single fold under cable egress door.	Brushed Aluminum	<b>CFBS1R4CVRALU</b>
	Black Powder Coat	<b>CFBS1R4CVRBLK</b>
	Plated Brushed Brass	<b>CFBS1R4CVRBRS</b>
	Plated Antique Bronze	<b>CFBS1R4CVRBRZ</b>
	Gray Powder Coat	<b>CFBS1R4CVRGRY</b>
	Plated Satin Nickel	<b>CFBS1R4CVRNKL</b>



Note: \*Load applied through a 3 in. (76mm) mandrel in center of the cover.

### Device Mounting Plates

Description / Catalog Number	Sub-plate	Description / Catalog Number	Sub-plate	Description / Catalog Number	Sub-plate
2X2 Sub-plate with (1) decorator device opening and (2) keystone jack openings <b>S1R4SP2X2STYLE</b>		(1) StyleLine® decorator device opening for power or datacom applications <b>S1R4SPSTYLE</b>		2X2 Sub-plate with (1) decorator device opening and (2) Ortronics® TracJack® openings <b>S1R4SP2X2STYLETJ</b>	
2X2 Sub-plate with (1) duplex device opening and (2) keystone jack openings <b>S1R4SP2X2DUPLEX</b>		(1) Duplex device opening for power or datacom applications <b>S1R4SPDUPLEX</b>		2X2 Sub-plate with (1) duplex device opening and (2) Ortronics® TracJack® openings <b>S1R4SP2X2DUPLEXTJ</b>	
(4) Single 20A receptacles. Can be wired as single or two circuit with isolated ground capability, 12 inch wire leads <b>S1R4SPQUAD</b>		(1) 1.60 inch opening for 20 or 30A Twist-Lock® receptacle <b>S1R4SPTWIST</b>		(1) 1.40 inch opening for simplex receptacle <b>S1R4SPSIMPLEX</b>	

### Accessories and Replacement Parts

Description	Catalog Number
Allows the conduit connections for the low voltage portion of the CFBS1R4SFB and CFBS1R4SFBCR to be increased to 2 inch capacity. The offset design helps to minimize conduit float during the concrete pour.	<b>CFBHUB2</b>
Set of conduit reducing adapters for use with the CFBS1R4PFB. Includes two each of the following adapters to reducing to the corresponding conduit diameter.	<b>CFBADAPT125</b> <b>CFBADAPT200</b>
Replacement low voltage partition for use in all four CFBS1R4 series floor boxes.	<b>CFBS1R4DIV</b>
Replacement ground bracket for use in all four CFBS1R4 series floor boxes.	<b>CFBS1R4GND</b>
Replacement pre-pour concrete yellow cover for use with all four of the CFBS1R4 series floor boxes.	<b>CFBS1R4COVER</b>
Abandonment plate, black finish, for all CFBS1R4 series floor boxes.	<b>S1R4CFBADMTBK</b>
Pre-pour PVC stand increases <b>CFBS1R4PFB</b> box height 2.5 in. to 4.0 in. within the concrete pour.	<b>PFBSTAND</b>



TracJack®, Series II® and Ortronics® are registered trademarks of Ortronics/Legrand.

# Floor Boxes

## Products at a Glance

Flush Floor Box Applications feature unique capabilities of Hubbell's SystemOne universal cover and sub-plate design, Hubbell has expanded its floor box offering to provide industry leading flexibility while accommodating an extensive range of applications. Hubbell SystemOne is constructed to give customers the ability to create personal solutions for their most demanding, power, data and audio/video requirements.

## SystemOne Flush Floor Box Applications...



### Multi-Service Applications

This Hubbell SystemOne sub-plate incorporates a standard Style Line® decorator opening, which can be used for an active multimedia device. In addition, a 20A outlet is supplied for power and two keystone openings for voice/data services.



### Multimedia Applications

Other Hubbell SystemOne sub-plates are designed to meet the growing needs of the audio/video market. Some sub-plates provide power outlets with Hubbell's AV products including 15-pin SVGA, RCA, S-Video, 3.5mm stereo, HDMI and XLR microphone jacks. Other sub-plates can accommodate Extron® Electronics MAAP and AAP series AV modules, as well as FSR IPS plates.



### 4X4 Applications

Provides maximum power capacity for flush, multi-service applications. This sub-plate features a pre-wired four outlet 20A, 125V receptacle and four openings for flush mount Hubbell modular jacks and audio/video Snap Fit connectors. Receptacle wiring permits dual-circuit, as well as isolated ground applications.

## Traditional Floor Boxes...




### Flush Applications

Hubbell offers a wide variety of traditional solutions including single and multi-gang cast iron, stamped steel and non-metallic floor boxes in both round and rectangular designs. These boxes can be finished with either brass or aluminum covers and flanges to match any office décor. All Hubbell floor box assemblies exceed UL scrub water exclusion requirements.



### Wooden Floor Applications

Hubbell offers round, single service and rectangular, multi-service floor boxes for wooden floor applications. The rectangular boxes are available in one, two and three-gang options and feature removable barriers for maximum capacity while maintaining separation of power and low voltage. A variety of covers and flanges are available in brushed aluminum or brass to meet aesthetic requirements.



### Heavy Load Rating

For environments where floor boxes will be subjected to extreme loads, Hubbell offers two different solutions. The Ballroom Box series has a static cover load rating of 20,000 lbs. and can accommodate up to 8 devices. The Convention Center family offers a static cover load rating of 32,000 lbs. and can accommodate up to 100A Pin and Sleeve devices.

Extron® is a registered trademark of Extron Electronics.



## SystemOne Flush Floor Box Family

### Cast Iron



S1CFB

- Corrosion resistant for on-grade applications
- Oversized 1½" NPT threaded conduit access holes for low voltage
- 1" NPT threaded conduit access holes for power

### Steel



S1SFB

- Stamped steel construction
- Economical and light weight for above-grade applications
- Concentric knockouts permit various conduit sizes for both power and data services



S1SFBCR

### Steel AV



S1SFBAV

- Accommodates high-capacity multimedia applications in a 3½" minimum depth of pour
- Oversized 1½" NPT threaded data hub
- ¾", 1" concentric knockouts for power services



S1SFBAVCR

### Features

- Easily installed, aesthetic and configurable floor box solution, for open floor plans that require both power and data services
- The Hubbell SystemOne Universal Cover mounts directly to the floor box riser, eliminating the need for an additional adapter collar
- The Hubbell SystemOne Universal Cover features ScrubShield® technology that exceeds UL514 scrub water exclusion requirements
- Convenient cubic inch capacity (cm<sup>3</sup>) markings on interior of box
- Leveling feet provide before pour adjustability
- Non-metallic riser allows a simple saw cut for adjustment after pour
- Supplied with concrete cover and closure plugs (where applicable)
- Designed to accommodate multi-service applications with the wide offering of Hubbell SystemOne sub-plates
- Hubbell SystemOne Metal Floor Boxes are approved for use in the City of Chicago
- CR versions incorporate fusion bonded epoxy paint for on grade use

### Non-Metallic



S1PFB


- Non-corrosive plastic construction
- Oversized 1½" data conduit hub for increased cable capacity and bend radius
- Parallel conduit hubs reduce labor and material cost, facilitating easier wire pull

### Features

- Economical, easy to install, in-floor delivery system for open plan spaces
- The Hubbell SystemOne Universal Cover mounts directly to the floor box riser, eliminating the need for an additional adapter collar
- Concrete cover, conduit reducers and conduit hub plugs included

## SystemOne Flush Covers

### Universal Flange and Cover Assembly



- Hinged doors open 180° flush to the carpet flange or tile
- Locking studs allow each door to be secured independently
- The universal carpet or tile flange can be used for Hubbell SystemOne Floor Boxes and Fire-Rated Poke-Throughs
- Finishes and colors available:



### Features

- Durable cast aluminum construction available in black, gray, brass, aluminum and ivory powder coat finishes
- Features ScrubShield® technology that exceeds UL514 scrub water exclusion requirements
- Provides consistent look and maximum functionality throughout the installed life
- Meets ADA standards for accessible design

### SystemOne Flush Sub-Plates

Hubbell's modular sub-plate design allows users to economically upgrade Hubbell SystemOne FRPT and Floor Boxes to accommodate future moves, adds and changes. See page P-20 for additional information.



4x4 Sub-Plate



Datacom and Power Sub-Plate



Extron® AAP/MAAP and Power Sub-Plate



Dual Style Line® Decorator Sub-Plate



Twist-Lock® Sub-Plate



Furniture Feed Cover, Carpet

### Features

- Durable cast aluminum construction, powder coat finish
- Hubbell 4X4: four 20A, 125V receptacles, four keystone openings for voice/data jacks and flush multimedia connectors
- Hubbell X-END and Hubbell iSTATION modular connectivity
- Accommodates Extron® Electronics Architectural Series audio/video system integration products
- Accommodates GFCI, surge and standard Style Line® Decorator receptacles
- Twist-Lock® receptacle with two flush keystone openings
- Large capacity and multi-service furniture feed applications
- Open system sub-plates permit maximum data flexibility

### Power Devices and Connectivity



Hubbell-PRO Receptacles



Hubbell iSTATION



Hubbell X-END

### Features

- Choose from Hubbell's industry leading selection of wiring devices for power services
- Hubbell iSTATION connectivity modules integrate with SystemOne to provide comprehensive multimedia solutions
- Hubbell X-END application cables and tails allow for more connectivity in a smaller footprint

Extron® is a registered trademark of Extron Electronics.

## SystemOne Flush Metal and Non-Metallic Floor Boxes and Covers, for Use In Concrete Floors

### Dimensions Inches (mm)

Style	Cast Iron	Steel	Steel AV	Non-Metallic	
<p>Metal</p>	<p>Non-Metallic</p>				
Standard Corrosion-Resistant (On-grade)	<b>S1CFB*</b> -	<b>S1SFB*</b> <b>S1SFBCR</b>	<b>S1SFBAV*</b> <b>S1SFBAVCR</b>	<b>S1PFB</b> -	
Min. Depth of Pour	3.50" (88.9)	3.50" (88.9)	3.50" (88.9)	3.00" (76.2)	
Adjustability	Fully	Fully	Fully	Fully	
Cubic Inch (cm <sup>3</sup> ) Capacity	156.0 cu. in. (2556.4 cm <sup>3</sup> )	175.7 cu. in. (2879.2 cm <sup>3</sup> )	177.5 cu. in. (2909.7 cm <sup>3</sup> )	100 cu. in. (1638.7 cm <sup>3</sup> )	
Dimensions – A	3.00" (76.2)	3.00" (76.2)	3.00" (76.2)	6.00" (152.4)	
Dimensions – B	7.26" (184.4)	7.50" (190.5)	7.50" (190.5)	5.58" (141.7)	
Dimensions – C	7.45" (189.2)	7.38" (187.4)	7.38" (187.4)	7.08" (179.8)	
Dimensions – D (Inside Diameter)	5.00" (127.0)	5.00" (127.0)	5.00" (127.0)	5.00" (127.0)	
Power Entries	1" NPT Access Holes	¾", 1" Concentric KO	¾", 1" Concentric KO	1" Conduit Hub	
Data Entries	1½" NPT Access Holes	¾", 1", 1¼" Concentric KO	1½" Threaded Hub (included)	1½" Conduit Hub	
Concrete Cover Included	✓	✓	✓	✓	
Closure Plugs Included	✓	-	✓	✓	
Reducers	-	-	-	(see below)	
Accepts Hubbell SystemOne Universal Cover	✓	✓	✓	✓	
Cover Mounting Clips Included	✓	✓	✓	✓	
Non-Metallic Low Voltage Divider Included (S1DIV1)	✓	✓	✓	✓	

Note: UL File Number E92074.  
CSA File Number LR18416.  
\*S1CFB, S1SFB, S1SFBAV are approved for use in the City of Chicago.

**S1PFB** reducers included: Qty (2) combo plug/reducers 1" to ¾"  
Qty (2) reducers 1½" to 1"  
Qty (2) reducers 1½" to ¾"  
Qty (2) plugs 1½"

### SystemOne Universal Covers

- Cast aluminum construction
- Durable powder coat finish



Color	Carpet	Tile
Aluminum Finish	<b>S1CFCAL</b>	<b>S1TFCAL</b>
Brass Finish	<b>S1FCBRS</b>	<b>S1TFCBRS</b>
Black	<b>S1FCBCL</b>	<b>S1TFCBCL</b>
Gray	<b>S1FCGGY</b>	<b>S1TFCGGY</b>
Ivory	<b>S1FCFCI</b>	<b>S1TFCI</b>



Aluminum Finish    Brass Finish    Black    Gray    Ivory

### Floor Box Accessories

Description	Color	Catalog Number
<b>Abandonment Plates</b> Used to cover abandoned SystemOne Fire-Rated Poke-Throughs or Floor Boxes.	Black Gray	<b>S1AP4BL</b> <b>S1AP4GY</b>
<b>Replacement Side by Side Divider</b> Used to isolate compartments in <b>S1SP</b> , <b>S1SPFFx</b> , <b>S1SPFFTx</b> , <b>S1SPDU</b> , <b>S1SPDUSL</b> , <b>S1SPDU2IM</b> and <b>S1SPSL2IM</b> sub-plates. Included with all SystemOne Floor Boxes.		<b>S1DIV1</b>
<b>1½" Threaded Hub</b> For use with <b>S1SFBAV</b> ONLY. Permits feed-through applications. <b>S1SFBAV</b> floor box includes one (1) threaded hub.		<b>S1AVHUB15</b>
<b>Replacement Universal Cover Mounting Clips</b> Used to mount SystemOne Universal Cover to SystemOne metal and non-metallic floor boxes ( <b>S1CFB</b> , <b>S1SFB</b> , <b>S1SFBAV</b> , <b>S1PFB</b> ).		<b>S1FBCLIP5PK</b>
Pre-pour PVC stand increases <b>S1PFB</b> box height 2.5 in. to 4.0 in. within the concrete pour.		<b>PFBSTAND</b>

Dimensions in Inches (mm)

## SystemOne Flush Sub-Plates

Description	Catalog Number	Description	Catalog Number	Description	Catalog Number
<b>Style Line® Decorator/GFCI</b> (2) Style Line® decorator openings for power and/or datacom applications.	<b>S1SP</b>	<b>Duplex/Duplex</b> (2) Duplex openings for power and/or datacom applications.	<b>S1SPDU</b>	<b>Duplex/Style Line® Decorator</b> (1) Duplex and (1) Style Line® decorator opening for power and/or datacom applications.	<b>S1SPDUSL</b>
ⓐ Non-Metallic ⓑ Metal		ⓐ Non-Metallic ⓑ Metal		ⓐ Non-Metallic ⓑ Metal	
<b>Hubbell 4 X 4</b> (4) 20A, 125V receptacles. (4) Keystone openings for Hubbell jacks or flush AV connectors. Power can be wired as single or two circuit with isolated ground capability.	<b>S1SP4X4</b>	<b>Carpet Furniture Feed Cover/Flange*</b> (1) 3/4" and (1) 1 1/2" NPT access holes for power and/or datacom applications. Universal Cover not required. Includes carpet flange.	<b>S1SPFFAL</b>	<b>Tile Furniture Feed Cover/Flange*</b> (1) 3/4" and (1) 1 1/2" NPT access holes for power and/or datacom applications. Universal Cover not required. Includes tile flange.	<b>S1SPFFTAL</b>
ⓐ Includes ⓑ stickers.	<b>S1SP4X4C</b>	ⓐ Non-Metallic ⓑ Metal	Aluminum Fin. <b>S1SPFFBR</b> Brass Finish <b>S1SPFFBRS</b> Black <b>S1SPFFBL</b> Gray <b>S1SPFFGY</b>	ⓐ Non-Metallic ⓑ Metal	Aluminum Fin. <b>S1SPFFTAL</b> Brass Finish <b>S1SPFFTBR</b> Black <b>S1SPFFTBL</b> Gray <b>S1SPFFTGY</b>
Provided with 15 ft. wire leads Provided with 30 ft. wire leads	<b>S1SP4X415</b> <b>S1SP4X430</b>	<b>Hubbell DataCom + Power</b> (1) 20A, 125V receptacle and 3-unit recessed Hubbell iSTATION opening for data, voice, and AV applications.	<b>S1SP3IM</b>	<b>Hubbell DataCom + Duplex</b> (1) Duplex opening, (2) flush Keystone openings and 1.5 unit recessed Hubbell iSTATION opening for data, voice and AV applications.	<b>S1SPDU2IM</b>
		ⓐ Marked with "ⓑ Controlled"	<b>S1SP3IMC</b>	ⓐ Marked with "ⓑ Controlled"	
<b>Single Receptacle + Data</b> Opening for 20 or 30A Twist-Lock® receptacle (1.56" OD) and (2) Keystone openings for Hubbell jacks or flush AV connectors.	<b>S1SPTL</b>	<b>Hubbell DataCom</b> 1 unit flush Hubbell iSTATION opening and 3-unit recessed Hubbell iSTATION opening for data, voice, and AV applications.	<b>S1SP4IM</b>	<b>Active Multimedia + Power</b> Single 20A, 125V receptacle; (2) flush Keystone openings; (1) rectangular Style Line® decorator opening to accommodate active multimedia modules or low voltage outlet frames.	<b>S1SPAMM20</b>
ⓐ		ⓑ		ⓐ Marked with "ⓑ Controlled"	<b>S1SPAMM20C</b>
<b>Hubbell DataCom + Style Line® Decorator</b> (1) Style Line® decorator opening, (2) flush Keystone openings and 1.5 unit recessed Hubbell iSTATION opening for data, voice and AV applications.	<b>S1SPSL2IM</b>	<b>Extron® or FSR + Power</b> (1) 20A, 125V receptacle. Recessed opening for (1) single Extron® MAAP and (2) single AAP series adapter plates or FSR IPS plates.	<b>S1SPEXT1</b>	<b>Extron® or FSR Single-Service</b> Recessed opening for (2) single Extron® MAAP and (2) single AAP series adapter plates or FSR IPS plates.	<b>S1SPEXT3</b>
ⓐ		ⓐ Marked with "ⓑ Controlled"	<b>S1SPEXT1C</b>	ⓐ	
<b>Extron® AAP + Power</b> (1) 20A, 125V receptacle. (2) flush Keystone & recessed opening for (2) single Extron® AAP Series adapter plates.	<b>S1SPEXT4</b>	<b>Ortronics Series II® + Power</b> (1) 20A, 125V receptacle. Recessed opening for (3) 1 unit Ortronics Series II® modules.	<b>S1SPORT</b>	<b>Ortronics TracJack® + Power</b> (1) 20A, 125V receptacle. Recessed bezel for (6) Ortronics TracJack® modules.	<b>S1SPTRAC</b>
ⓐ Marked with "ⓑ Controlled"	<b>S1SPEXT4C</b>	ⓐ Marked with "ⓑ Controlled"	<b>S1SPORTC</b>	ⓐ Marked with "ⓑ Controlled"	<b>S1SPTRACC</b>
<b>Panduit Mini Com® 4 X 4</b> (4) 20A, 125V receptacles. (4) Openings for Panduit Mini-Com Connectivity.	<b>S1SP4X4PA</b>	<b>SYSTIMAX® 4 X 4</b> (4) 20A, 125V receptacles. (4) Openings for SYSTIMAX® Connectivity.	<b>S1SP4X4SYS</b>	<b>Siemon MAX® + Power</b> (1) 20A, 125V receptacle. Recessed bezel for (6) Siemon MAX® modules.	<b>S1SPMAX</b>
ⓐ Includes ⓑ stickers.	<b>S1SP4X4PAC</b>	ⓐ Includes ⓑ stickers.	<b>S1SP4X4SYS C</b>	ⓐ Marked with "ⓑ Controlled"	<b>S1SPMAXC</b>

Note: \*Furnished with two screws in flexible metal conduit connectors.

ⓐ Signifies minimum depth of concrete pour in inches for Metal Floor Boxes (**S1CFB**, **S1SFB** and **S1SFBV**) and Non-Metallic Floor Box (**S1PFB**).

## Sub-Plate Accessories

Description	Catalog Number	Description	Catalog Number
<b>Replacement Threaded Conduit Plugs</b> Used with <b>S1SPFFx</b> and <b>S1SPFFTx</b> only. Sub-plate is supplied with plugs.		Replacement for <b>S1SPMAX</b> . Sub-plate is supplied with data frame. Works with Siemon MAX®.	<b>S1DFMAX</b>
1 1/2" Plug	<b>S1FP15AL</b>	Replacement for <b>S1SPTRAC</b> sub-plate. Sub-plate is supplied with data frame. Works with Ortronics TracJack®.	<b>S1DFTRAC</b>
3/4" Plug	<b>S1FP34AL</b>	Blank Style Line® decorator frame, Black.	<b>NS620BK</b>
Aluminum Finish	<b>S1FP15BRS</b>	2-Port Style Line® decorator frame, Black.	<b>ISF2BK</b>
Brass Finish	<b>S1FP15BL</b>	4-Port Style Line® decorator frame, Black.	<b>ISF4BK</b>
Black	<b>S1FP34BL</b>	6-Port Style Line® decorator frame, Black.	<b>ISF6BK</b>
Gray	<b>S1FP15GY</b>		
	<b>S1FP34GY</b>		

Extron® is a registered trademark of Extron Electronics. MAX® is a registered trademark of The Siemon Company. Mini-Com® and Panduit® are registered trademarks of Panduit Corp. SYSTIMAX® is a registered trademark of CommScope, Inc. TracJack®, Series II® and Ortronics® are registered trademarks of Ortronics/Legrand.

SystemOne Flush Configuration Chart			Floor Boxes*				4" Core Hole Fire-Rated Poke-Throughs													
			Non-Metallic	Metal																
Approved for use in the City of Chicago. (except S1PFB)																				
Sub-Plates			<b>S1PFB</b>	<b>S1CFB</b>	<b>S1SFB</b>	<b>S1SFBCR</b>	<b>S1SFBAV</b>	<b>S1SFBAVCR</b>	<b>S1PTFIT</b>	<b>S1PT4X4FIT</b>	<b>S1PTAVFIT</b>									
<b>S1SP</b>	Style Line® Decorator/GFCI		3	3.5	3.5	3.5	3.5	3.5	✓+	✗	✓									
<b>S1SPDU</b>	Duplex/Duplex		3	3.5	3.5	3.5	3.5	3.5	✓+	✗	✓									
<b>S1SPDUSL</b>	Duplex/Style Line® Decorator		3	3.5	3.5	3.5	3.5	3.5	✓+	✗	✓									
<b>S1SP4X4</b> <b>S1SP4X4PA</b> <b>S1SP4X4SYS</b>	Hubbell 4 X 4 Panduit Mini-Com® 4 X 4 SYSTIMAX® 4 X 4		4	4	4	4	4	4	✗	✓+	✗									
<b>S1SP4X4C</b> <b>S1SP4X4PAC</b> <b>S1SP4X4SYSC</b>	Marked with "Controlled"																			
<b>S1SPTL</b>	Twist-Lock® Receptacle + Data											4	4	4	4	4	4	✗	✓+	✗
<b>S1SP3IM</b>	Hubbell DataCom + Power											5	5	5	5	5	5	✓	✗	✓+
<b>S1SP4IM</b>	Hubbell DataCom		3.5	3.5	3.5	3.5	3.5	3.5	✓	✗	✓+									
<b>S1SPDU2IM</b>	Hubbell DataCom + Duplex		5	5	5	5	5	5	✓	✗	✓+									
<b>S1SPSL2IM</b>	Hubbell DataCom + Style Line® Decorator		5	5	5	5	5	5	✓	✗	✓+									
<b>S1SPFFxx</b> (Carpet)	Furniture Feed Cover/Flange (Replace "xx" with BRS (Brass finish), AL (Aluminum finish), BL (Black) or GY (Gray).		3	3.5	3.5	3.5	3.5	3.5	✓	✗	✓+									
<b>S1SPFFTxx</b> (Tile)																				
<b>S1SPEXT1</b>	Extron® or FSR + Power		4	4	4	4	4	4	✓	✗	✓+									
<b>S1SPEXT1C</b>	Marked with "Controlled"		4	4	4	4	4	4	✓	✗	✓+									
<b>S1SPEXT2</b>	Extron® or FSR + Power		4	4	4	4	4	4	✓	✗	✓+									
<b>S1SPEXT2C</b>	Marked with "Controlled"		4	4	4	4	4	4	✓	✗	✓+									
<b>S1SPEXT3</b>	Extron® or FSR Single-Service		4.5	4.5	4.5	4.5	4.5	4.5	✓	✗	✓+									
<b>S1SPEXT4</b>	Extron® or FSR + Power		4	4	4	4	4	4	✓	✗	✓+									
<b>S1SPEXT4C</b>	Marked with "Controlled"		4	4	4	4	4	4	✓	✗	✓+									
<b>S1SPORT</b>	Ortronics Series II® + Power		5	5	5	5	5	5	✓	✗	✓+									
<b>S1SPORTC</b>	Marked with "Controlled"		5	5	5	5	5	5	✓	✗	✓+									
<b>S1SPTRAC</b>	Ortronics TracJack® + Power		5	5	5	5	5	5	✓	✗	✓+									
<b>S1SPTRACC</b>	Marked with "Controlled"		5	5	5	5	5	5	✓	✗	✓+									
<b>S1SPMAX</b>	Siemon MAX® + Power		5	5	5	5	5	5	✓	✗	✓+									
<b>S1SPMAXC</b>	Marked with "Controlled"		5	5	5	5	5	5	✓	✗	✓+									
<b>S1SPAMM20</b>	Active Multimedia + Flush Keystone + Power		5	5	5	5	5	5	✓	✗	✓+									
<b>S1SPAMM20C</b>	Marked with "Controlled"		5	5	5	5	5	5	✓	✗	✓+									
<b>S1CFCxx</b> (Carpet)	SystemOne Floor Boxes and FRPTs use SystemOne Universal Covers (Replace "xx" with BRS (Brass finish), AL (Aluminum finish), BL (Black) or GY (Gray).		○ Signifies minimum depth of concrete pour in inches for Hubbell SystemOne Floor Boxes.						✓+	✓	✗									
<b>S1TFCxx</b> (Tile)			Extron® is a registered trademark of Extron Electronics. MAX® is a registered trademark of The Siemon Company. Mini-Com® and Panduit® are registered trademarks of Panduit Corp. SYSTIMAX® is a registered trademark of CommScope, Inc. TracJack®, Series II® and Ortronics® are registered trademarks of Ortronics/Legrand.						Recommended Floor Fitting	Alternative Floor Fitting	Not Compatible									

## Flush Round Single or Multi-Service Non-Metallic Floor Boxes, for Use In Concrete Floors

### Dimensions Inches (mm)

Min. Depth of Pour	3.00" (76.2)
Capacity	100 cubic inches prior to cutting level to floor (19.5 cubic inches per inch of depth).
Dimensions – A	6.00" (152.4)
Dimensions – B	7.08" (179.8)
Dimensions – C	6.69" (169.9)
Dimensions – D	5.38" (136.5)
Hubs	(2) 1.0" and (2) 3/4" conduit hubs
Concrete Cover Included	✓
Closure/Reducer Plugs	(2) 1" plugs close off 1" hubs or reduce 1" to 3/4" (2) 3/4" plugs close off 3/4" hubs or reduce 3/4" to 1/2"

Note: UL File Number E92074, CSA File Number LR18416.

Description	Catalog Number
<b>Adapter</b> Required for all applications.	<b>PFBA1A</b>
<b>Low Voltage Divider</b> Required for use with catalog number <b>PFB1</b> when used in multi-service applications. Accepts Hubbell standard duplex receptacles or 15A Twist-Lock® duplex receptacles (HBL4700 series).	<b>PFBT1A</b>
<b>"Y" Adapter</b> 3/4 in. "Y" adapter to feed parallel runs of 3/4 in. conduit.	<b>PFBYA1</b>
Pre-pour PVC stand increases <b>PFB1</b> box height 2.5 in. to 4.0 in. within the concrete pour.	<b>PFBSTAND</b>

### Flush Round Covers and Flanges

**Multi-Service Cover and Flange Assemblies**  
Includes floor box cover with duplex flaps, (2) 1/2 in. dia. low voltage feed through holes and matching carpet flange. 6.25 in. Diameter

<b>SF39253A</b> Brass	<b>PFBCBRA</b> Brown Non-Metallic	<b>PFBCBLA</b> Black Non-Metallic	<b>PFBCGYA</b> Gray Non-Metallic	<b>PFBCIA</b> Ivory Non-Metallic
--------------------------	--------------------------------------	--------------------------------------	-------------------------------------	-------------------------------------

### Single Service Covers

Brass  
Aluminum  
3.88 in. Dia.

<b>S3925</b> Duplex Flap	<b>S3725</b> Duplex Screw	<b>S2525</b> 2 1/8" x 3/4" Combination	<b>S2725</b> 2 1/8" x 1" Combination	<b>S2925</b> 2 1/8" Single Receptacle	<b>S3525</b> 2 3/8" Single Receptacle	<b>S3325</b> 2 1/8" Single Receptacle (Terrazzo Floor)
-----------------------------	------------------------------	---	---	--	--	---

### Metal Carpet Flange

Use with single service covers for carpet applications. 6.25 in. Diameter

<b>S3082</b> Brass	<b>SA3082</b> Brushed Aluminum
-----------------------	-----------------------------------

### Adapter Ring

Use with single service covers for tile applications.

<b>S5016</b> Brass	<b>SA5016</b> Aluminum
-----------------------	---------------------------

### Furniture Feed Plate

Unpainted plate with 1 in. threaded opening.

<b>PFBP1</b> Steel
-----------------------

### One Piece Brass Cover and Carpet Flange

Brass  
Aluminum  
6.25 in. Dia.

<b>SF3925</b> Duplex Flap	<b>SF2525</b> 2 1/8" x 3/4" Combination	<b>SF2725</b> 2 1/8" x 1" Combination	<b>SF2925</b> 2 1/8" Single Receptacle
------------------------------	--	--	---

Note: Adapter ring S5016 is required for mounting SF series covers onto PFBA1A.

Dimensions in Inches (mm)

## Flush Round Single Service Metal Floor Boxes, for Use In Concrete Floors

### Dimensions Inches (mm)

Style	Cast Iron						Stamped Steel	
	B2536 BA2536		B253641 BA253641		B2503 BA2503		B2506 BA2506	
Collar Material: Brass Aluminum	<b>B2536</b> <b>BA2536</b>		<b>B253641</b> <b>BA253641</b>		<b>B2503</b> <b>BA2503</b>		<b>B2506</b> <b>BA2506</b>	
Min. Depth of Pour	3.25" (82.6)		3.75" (95.3)		4.75" (120.7)		3.00" (76.2)	
Adjustability	Fully		Fully		Fully		Fully	
Before Pour External Height Adjustment	1.25" (31.8)		-		-		-	
After Pour Internal Height Adjustment	.38" (9.5)		.63" (15.9)		.63" (15.9)		.38" (9.5)	
Cubic Inch (cm3) Capacity	33.0 cu. in. (540.7 cm3)		36.0 cu. in. (590.0 cm3)		50.8 cu. in. (832.5 cm3)		30.0 cu. in. (491.6 cm3)	
Dimensions – A	3.05" (77.5)		3.75" (95.3)		4.75" (120.7)		2.87" (72.9)	
Dimensions – B	4.84" (122.9)		5.00" (127.0)		5.00" (127.0)		4.84" (122.9)	
Dimensions – C	4.84" (122.9)		4.63" (117.6)		4.66" (118.4)		4.84" (122.9)	
Dimensions – D	4.19" (106.4)		4.19" (106.4)		4.19" (106.4)		4.19" (106.4)	
Threaded Access Holes	(4) 3/4" (4) 1"		(4) 3/4"		(4) 1 1/4" (4) 1 1/2"		(4) 3/4"	
Knockouts – Sides	-		-		-		(1) 1" & (1) 3/4"	
Knockouts – Ends	-		-		-		(1) 1 1/4" & (1) 1/2"	
Knockouts – Bottom	-		-		-		(3) 1/2" & (2) 3/4"	
Concrete Cover Included	✓		✓		✓		✓	
Closure Plugs Included	✓		✓		✓		-	

Note: UL File Number E31999.  
CSA File Number LR18416.  
Suitable for single service applications only.

### Single Service Covers

Brass  
Aluminum  
3.88 in. Dia.

S3925 SA3925	S3725 SA3725	S2525 SA2525	S2725 SA2725	S2925 SA2925	S3525 -	S3325 -
Duplex Flap	Duplex Screw	2 1/8" x 3/4" Combination	2 1/8" x 1" Combination	2 1/8" Single Receptacle	2 3/8" Single Receptacle	2 1/8" Single Receptacle (Terrazzo Floor)

### Carpet Flanges

5.25 in. Dia.

S3182	SA3182	S3079
Brass	Brushed Aluminum	Clear Polycarbonate

6.25 in. Dia.

S3082	SA3082
Brass	Brushed Aluminum

### One Piece Brass Cover and Carpet Flange

Brass  
Aluminum  
6.25 in. Dia.

SF3925 SFA3925	SF2525 -	SF2725 -	SF2925 -
Duplex Flap	2 1/8" x 3/4" Combination	2 1/8" x 1" Combination	2 1/8" Single Receptacle

Dimensions in Inches (mm)

## Flush Rectangular Non-Metallic Floor Boxes with Non-Metallic Covers

### Dimensions Inches (mm)

Style	1-Gang	2-Gang	3-Gang
	<p><b>PFBRG1*</b></p>	<p><b>PFBRG2</b></p>	<p><b>PFBRG3</b></p>
Min. Depth of Pour	3.00" (76.2)	3.00" (76.2)	3.00" (76.2)
Adjustability	Fully	Fully	Fully
Cubic Inch (cm3) Capacity Per Gang	14.3 cu. in. (234.3 cm3) per 1" depth	14.3 cu. in. (234.3 cm3) per 1" depth	14.3 cu. in. (234.3 cm3) per 1" depth
Dimensions – A	6.00" (152.4)	6.00" (152.4)	6.00" (152.4)
Dimensions – B	3.60" (91.4)	6.82" (173.2)	10.04" (255.0)
Dimensions – C	5.42" (137.7)	5.42" (137.7)	5.42" (137.7)
Dimensions – D	6.90" (175.3)	6.90" (175.3)	6.90" (175.3)
Dimensions – E	5.44" (138.2)	8.66" (220.0)	11.87" (301.5)
Hubs	(4) 1 1/4"	(6) 1 1/4"	(8) 1 1/4"
Reducers	(4) 1" to 3/4" and (4) 1 1/4" to 1"	(6) 1" to 3/4" and (6) 1 1/4" to 1"	(8) 1" to 3/4" and (8) 1 1/4" to 1"
Concrete Cover Included	✓	✓	✓
Closure Plugs Included	✓	✓	✓
Removable LV Barrier	–	✓	✓

Note: UL File Number E92074.

\*Suitable for single service applications only.

## Flush Rectangular Non-Metallic Covers and Flanges\*

### Required Components for Carpet Applications

Carpet Flanges				Cover with Duplex and Style Line® decorator inserts included		
Number of Gangs	1-Gang	2-Gang	3-Gang	One Required per Gang		
Dimensions	6.00" x 4.88"	6.00" x 8.13"	6.00" x 11.35"	4.15" x 2.97"		
Black	<b>PFBRFBL1</b>	<b>PFBRFBL2</b>	<b>PFBRFBL3</b>	<b>PFBR826BLA</b>		
Brown	<b>PFBRFBR1</b>	<b>PFBRFBR2</b>	<b>PFBRFBR3</b>	<b>PFBR826BRA</b>		
Gray	<b>PFBRFGY1</b>	<b>PFBRFGY2</b>	<b>PFBRFGY3</b>	<b>PFBR826GYA</b>		
Ivory	<b>PFBRFI1</b>	<b>PFBRFI2</b>	<b>PFBRFI3</b>	<b>PFBR826IA</b>		
				Cover	Duplex Insert	Style Line® Decorator Insert

### Required Components for Tile Applications

Mounting Collar		Cover Frame	Cover with Duplex and Style Line® decorator inserts included		
One Required per Gang		One Required per Gang	One Required per Gang		
		Dim. 4.47" x 3.25"	4.15" x 2.97"		
<b>PFBRMC</b>	<b>PFBRFRA</b>	<b>PFBR826GYA</b>			
			Cover	Duplex Insert	Style Line® Decorator Insert

Note: \*Flush rectangular non-metallic covers and flanges are UL listed only. Not CSA certified.

Dimensions in Inches (mm)



## Flush Rectangular Non-Metallic Floor Boxes with Metal Covers

### Dimensions Inches (mm)

Style	1-Gang	2-Gang	3-Gang
	<p><b>PFBRG1*</b></p>	<p><b>PFBRG2</b></p>	<p><b>PFBRG3</b></p>
Min. Depth of Pour	3.00" (76.2)	3.00" (76.2)	3.00" (76.2)
Adjustability	Fully	Fully	Fully
Cubic Inch (cm3) Capacity Per Gang	14.3 cu. in. (234.3 cm3) per 1" depth	14.3 cu. in. (234.3 cm3) per 1" depth	14.3 cu. in. (234.3 cm3) per 1" depth
Dimensions – A	6.00" (152.4)	6.00" (152.4)	6.00" (152.4)
Dimensions – B	3.60" (91.4)	6.82" (173.2)	10.04" (255.0)
Dimensions – C	5.42" (137.7)	5.42" (137.7)	5.42" (137.7)
Dimensions – D	6.90" (175.3)	6.90" (175.3)	6.90" (175.3)
Dimensions – E	5.44" (138.2)	8.66" (220.0)	11.87" (301.5)
Hubs	(4) 1 1/4"	(6) 1 1/4"	(8) 1 1/4"
Reducers	(4) 1" to 3/4" and (4) 1 1/4" to 1"	(6) 1" to 3/4" and (6) 1 1/4" to 1"	(8) 1" to 3/4" and (8) 1 1/4" to 1"
Concrete Cover Included	✓	✓	✓
Closure Plugs Included	✓	✓	✓
Removable LV Barrier	-	✓	✓

Note: UL File Number E92074.

\*Suitable for single service applications only.

### Flush Rectangular Metal Covers and Flanges

#### Required Components for Carpet and Tile Applications

Adapter Collar (One required per gang)	Adapter Frame with Grounding Lug (One required per gang) Dim. 4.36" x 3.20"
Gray <b>PFBRAC</b>	Brass <b>S5017G</b> Aluminum <b>SA5017G</b>



### Flush Rectangular Metal Covers and Flanges

#### Required Components for Carpet and Tile Applications

Adapter Collar (One required per gang)
Gray <b>PFBRAC</b>



### Carpet Flanges (Not Required for Tile Applications)

#### Tapered Flange

Number of Gangs	1-Gang	2-Gang	3-Gang
Dimensions	6.00" x 4.85"	6.00" x 8.13"	6.00" x 11.34"
Brass	<b>SB3083</b>	<b>SB3084</b>	<b>SB3085</b>
Aluminum	<b>SA3083</b>	<b>SA3084</b>	<b>SA3085</b>



### Rectangular Flanges (Required)

Number of Gangs	1-Gang	2-Gang	3-Gang
Dimensions	6.00" x 4.85"	6.00" x 8.13"	6.00" x 11.34"
Brass	<b>SB3083W</b>	<b>SB3084W</b>	<b>SB3085W</b>
Aluminum	<b>SA3083W</b>	<b>SA3084W</b>	<b>SA3085W</b>



### Covers – One Required per Gang

	<b>S3825</b>	<b>S3625</b>	<b>S3826</b>	<b>S2425</b>	<b>S2625</b>	<b>S2825</b>	<b>S3813</b>
Brass	<b>SA3825</b>	<b>SA3625</b>	<b>SA3826</b>	<b>SA2425</b>	<b>SA2625</b>	-	<b>SA3813</b>
Aluminum							
Dimensions	4.15" x 2.99"						
	Duplex Flap	Duplex Screw	Style Line® Decorator Opening	2 1/8" x 3/4" Combination	2 1/8" x 1" Combination	2 1/8" Single Receptacle	Blank

Dimensions in Inches (mm)

## Flush Rectangular Cast Iron Floor Boxes, for Use In Concrete Floors

### Dimensions Inches (mm)

Style	Cast Iron													
	1-Gang Deep		2-Gang Deep		3-Gang Deep		1-Gang Shallow		2-Gang Shallow		3-Gang Shallow			
Collar Material:	<b>B2436*</b> <b>B243641*</b>		<b>B4233</b> <b>B423341</b>		<b>B4333</b> <b>B433361</b>		<b>B2437*</b> <b>BA2437*</b>		<b>B2414*</b> <b>BA2414*</b>		<b>B4214</b> <b>BA4214</b>		<b>B4314</b> <b>BA4314</b>	
	<b>BA2436*</b> <b>BA243641*</b>		<b>BA4233</b> <b>BA423341</b>		<b>BA4333</b> <b>BA433361</b>									
Min. Depth of Pour	3.75" (95.3)		3.75" (95.3)		3.75" (95.3)		3.00" (76.2)		2.00" (50.8)		2.00" (50.8)		2.00" (50.8)	
Adjustability	Fully		Fully		Fully		Fully		Semi		Semi		Semi	
Before Pour External Height Adjustment	1.25" (31.8)		1.25" (31.8)		1.25" (31.8)		1.25" (31.8)		1.25" (31.8)		1.25" (31.8)		1.25" (31.8)	
After Pour Internal Height Adjustment	.38" (9.5)		.63" (15.9)		.63" (15.9)		.38" (9.5)		-		-		-	
Cubic Inch (cm <sup>3</sup> ) Capacity Per Gang	33.0 cu. in. (540.7 cm <sup>3</sup> )		36.5 cu. in. (598.1 cm <sup>3</sup> )		34.8 cu. in. (570.3 cm <sup>3</sup> )		30.0 cu. in. (491.7 cm <sup>3</sup> )		16.0 cu. in. (262.2 cm <sup>3</sup> )		16.0 cu. in. (262.2 cm <sup>3</sup> )		16.0 cu. in. (262.2 cm <sup>3</sup> )	
Dimensions – A	3.20" (81.3)		3.38" (85.9)		3.38" (85.9)		2.90" (73.7)		2.00" (50.8)		2.00" (50.8)		2.00" (50.8)	
Dimensions – B	4.69" (119.1)		4.84" (122.9)		4.90" (122.5)		4.69" (119.1)		5.46" (138.7)		5.46" (138.7)		5.46" (138.7)	
Dimensions – C	4.69" (119.1)		8.06" (204.7)		11.41" (289.8)		4.69" (119.1)		4.19" (106.4)		7.49" (190.2)		10.7" (271.8)	
Dimensions – D	4.36" (110.7)		4.36" (110.7)		4.36" (110.7)		4.36" (110.8)		4.38" (111.3)		4.38" (111.3)		4.38" (111.3)	
Dimensions – E	3.19" (81.0)		6.42" (163.1)		9.64" (244.9)		3.20" (81.3)		3.19" (81.0)		6.38" (162.1)		9.56" (242.8)	
Threaded Access Holes	(4) 3/4" (4) 1"		(6) 3/4" (4) 1" & (2) 3/4"		(8) 3/4" (6) 1" & (2) 3/4"		(4) 3/4"		(2) 3/4"		(4) 3/4"		(6) 3/4"	
Concrete Cover Included	✓		✓		✓		✓		✓		✓		✓	
Closure Plugs Included	✓		✓		✓		✓		✓		✓		✓	
Removable LV Barrier	-		✓		✓		-		-		-		-	

Note: UL File Number E92074.  
CSA File Number LR18416.  
\*Suitable for single service applications only.

## Carpet Flanges

### Tapered Flange

Number of Gangs	1-Gang	2-Gang	3-Gang
Dimensions	6.00" x 4.85"	6.00" x 8.13"	6.00" x 11.34"
Brass	<b>SB3083</b>	<b>SB3084</b>	<b>SB3085</b>
Aluminum	<b>SA3083</b>	<b>SA3084</b>	<b>SA3085</b>
Clear Polycarbonate	<b>S3083</b>	<b>S3084</b>	<b>S3085</b>


## Covers – One Required per Gang

Material	S3825	S3625	S3826	S2425	S2625	S2825	S3813
Aluminum	<b>SA3825</b>	<b>SA3625</b>	<b>SA3826</b>	<b>SA2425</b>	<b>SA2625</b>	—	<b>SA3813</b>
Dimensions	4.15" x 2.99"						
	Duplex Flap	Duplex Screw	Style Line® Decorator Opening	2 1/8" x 3/4" Combination	2 1/8" x 1" Combination	2 1/8" Single Receptacle	Blank

Dimensions in Inches (mm)

## Flush Rectangular Stamped Steel Floor Boxes, for Use In Concrete Floors

### Dimensions Inches (mm)

Style	Stamped Steel							
	1-Gang Deep	2-Gang Deep	3-Gang Deep	1-Gang Shallow	2-Gang Shallow	3-Gang Shallow	1-Gang Deep	1-Gang Shallow
								
Collar Material: Brass Aluminum	<b>B2431*</b> <b>BA2431*</b>	<b>B2432</b> <b>BA2432</b>	<b>B2433</b> <b>BA2433</b>	<b>B2421*</b> <b>BA2421*</b>	<b>B2422</b> <b>BA2422</b>	<b>B2423</b> <b>BA2423</b>	<b>B2427*</b> <b>BA2427*</b>	<b>B2429*</b> <b>BA2429*</b>
Min. Depth of Pour	3.75" (95.3)	3.75" (95.3)	3.75" (95.3)	2.75" (69.9)	2.75" (69.9)	2.75" (69.9)	4.00" (101.6)	3.00" (76.2)
Adjustability	Fully	Fully	Fully	Fully	Fully	Fully	Fully	Fully
Before Pour External Height Adjustment	1.25" (31.8)	1.25" (31.8)	1.25" (31.8)	1.25" (31.8)	1.25" (31.8)	1.25" (31.8)	1.25" (31.8)	1.25" (31.8)
After Pour Internal Height Adjustment	.50" (12.7)	.50" (12.7)	.50" (12.7)	.50" (12.7)	.50" (12.7)	.50" (12.7)	.38" (9.5)	.38" (9.5)
Cubic Inch (cm3) Capacity Per Gang	60.0 cu. in. (983.2 cm3)	52.8 cu. in. (865.2 cm3)	50.8 cu. in. (832.5 cm3)	39.5 cu. in. (647.3 cm3)	35.0 cu. in. (573.5 cm3)	34.0 cu. in. (557.2 cm3)	54.0 cu. in. (884.9 cm3)	37.3 cu. in. (611.2 cm3)
Dimensions – A	3.72" (94.5)	3.72" (94.5)	3.72" (94.5)	2.74" (69.6)	2.74" (69.6)	2.74" (69.6)	3.90" (99.1)	2.81" (71.4)
Dimensions – B	4.81" (122.2)	4.81" (122.2)	4.81" (122.2)	4.81" (122.2)	4.81" (122.2)	4.81" (122.2)	4.81" (122.2)	4.81" (122.2)
Dimensions – C	6.00" (152.4)	9.25" (235.0)	12.50" (317.5)	6.00" (152.4)	9.25" (235.0)	12.50" (317.5)	6.00" (152.4)	6.00" (152.4)
Dimensions – D	4.38" (111.3)	4.38" (111.3)	4.38" (111.3)	4.38" (111.3)	4.38" (111.3)	4.38" (111.3)	4.38" (111.2)	4.38" (111.2)
Dimensions – E	3.19" (81.0)	6.44" (163.6)	9.67" (245.6)	3.19" (81.0)	6.44" (163.6)	9.67" (245.6)	3.19" (81.0)	3.19" (81.0)
Knockouts – Sides	(1) 3/4", 1", 1 1/4"	(2) 3/4", 1", 1 1/4"	(3) 3/4", 1", 1 1/4"	(2) 1/2", (1) 3/4"	(4) 1/2", (1) 3/4"	(6) 1/2", (1) 3/4"	(1) 1/2", (1) 1 1/4"	(2) 1/2", (1) 3/4"
Knockouts – Ends	(1) 3/4", 1", 1 1/4"	(1) 3/4", 1", 1 1/4"	(1) 3/4", 1", 1 1/4"	(1) 1/2", (1) 3/4"	(2) 1/2", (1) 3/4"	(2) 1/2", (1) 3/4"	(1) 3/4", (1) 1"	(1) 1/2", (1) 3/4"
Knockouts – Bottom	(2) 3/4", 1", 1 1/4"	(4) 3/4", 1", 1 1/4"	(6) 3/4", 1", 1 1/4"	(2) 3/4", 1", 1 1/4"	(4) 3/4", 1", 1 1/4"	(6) 3/4", 1", 1 1/4"	(3) 1/2", (2) 3/4"	(3) 1/2", (2) 3/4"
Concrete Cover Included	✓	✓	✓	✓	✓	✓	✓	✓
Closure Plugs Included	-	-	-	-	-	-	-	-
Removable LV Barrier	-	✓	✓	-	✓	✓	-	-

Note: UL File Number E92074.

CSA File Number LR18416.








\*Suitable for single service applications only.

## Carpet Flanges

### Tapered Flange

Number of Gangs	1-Gang	2-Gang	3-Gang
Dimensions	6.00" x 4.85"	6.00" x 8.13"	6.00" x 11.34"
Brass	<b>SB3083</b>	<b>SB3084</b>	<b>SB3085</b>
Aluminum	<b>SA3083</b>	<b>SA3084</b>	<b>SA3085</b>
Clear Polycarbonate	<b>S3083</b>	<b>S3084</b>	<b>S3085</b>

## Covers – One Required per Gang

	<b>S3825</b>	<b>S3625</b>	<b>S3826</b>	<b>S2425</b>	<b>S2625</b>	<b>S2825</b>	<b>S3813</b>
Brass	<b>SA3825</b>	<b>SA3625</b>	<b>SA3826</b>	<b>SA2425</b>	<b>SA2625</b>	-	<b>SA3813</b>
Aluminum							
Dimensions	4.15" x 2.99"	4.15" x 2.99"	4.15" x 2.99"	4.15" x 2.99"	4.15" x 2.99"	4.15" x 2.99"	4.15" x 2.99"
							
	Duplex Flap	Duplex Screw	Style Line® Decorator Opening	2 1/8" x 3/4" Combination	2 1/8" x 1" Combination	2 1/8" Single Receptacle	Blank

Dimensions in Inches (mm)

## Flush Floor Boxes for Wooden Floors

### Dimensions Inches (mm)

Style		Rectangular Stamped Steel			Round Cast Iron	
		1-Gang	2-Gang	3-Gang	1-Gang	1-Gang
Adjustability		Semi	Semi	Semi	Non	Non
Cubic Inch (cm <sup>3</sup> ) Capacity Per Gang		42.0 cu. in. (658.3 cm <sup>3</sup> )	42.5 cu. in. (696.5 cm <sup>3</sup> )	42.5 cu. in. (696.5 cm <sup>3</sup> )	18.5 cu. in. (303.2 cm <sup>3</sup> )	18.5 cu. in. (303.2 cm <sup>3</sup> )
Dimensions – A		3.13" (79.5)	3.13" (79.5)	3.13" (79.5)	3.65" (92.7)	3.65" (92.7)
Dimensions – B		4.50" (114.3)	4.50" (114.3)	4.50" (114.3)	3.22" (81.8)	3.22" (81.8)
Dimensions – C		3.20" (81.3)	6.42" (163.1)	9.64" (244.9)	4.09" (103.9)	4.09" (103.9)
Threaded Access Holes		–	–	–	Bottom (2) ½"	Sides (2) ¾" Bottom (2) ½"
Knockouts – Sides		(1) ½", ¾", 1"	(2) ½", ¾", 1"	(3) ½", ¾", 1"	–	–
Knockouts – Ends		–	–	–	–	–
Knockouts – Bottom		(1) ½" - 1¼"	(2) ½" - 1¼"	(3) ½" - 1¼"	–	–
Debris Cover Included		✓	✓	✓	–	–
Closure Plugs Included		–	–	–	✓	✓
Removable LV Barrier		–	✓	✓	–	–

Note: UL File Number E31999. CSA File Number LR18416.

\*Suitable for single service applications only.

### Rectangular Flanges (Required)

	Brass SB3083W	Aluminum SA3083W	SB3084W SA3084W	SB3085W SA3085W
No. of Gangs	1-Gang	2-Gang	3-Gang	
Dimensions	6.00" x 4.85"	6.00" x 8.13"	6.00" x 11.34"	

### Round Flanges

Brass S3182	Aluminum SA3182	S3082 SA3082
5.25" Dia.	6.25" Dia.	

### Round Covers (3.88" Dia.)

Brass S3925	Aluminum SA3925	S3725 SA3725	S2525 SA2525
Duplex Flap	Duplex Screw	2 1/8" x 3/4" Comb.	

### Covers – One Required per Gang

	Brass S3825	Aluminum SA3825	S3625 SA3625	S3826 SA3826	S2425 SA2425
	Duplex Flap	Duplex Screw	Style Line® Decorator Opening	2 1/8" x 3/4" Combination	

	Brass S2625	Aluminum SA2625	S2825	S3425	S3813 SA3813
	2 1/8" x 1" Combination	2 1/8" Single Receptacle	2 3/8" Single Receptacle	Blank	

### Round Covers







































	Brass S2725	Aluminum SA2725	S2925 SA2925	S3525	S3325
	2 1/8" x 1" Comb.	2 1/8" Single Receptacle	2 3/8" Single Receptacle	2 1/8" Single Rec. (Terrazzo Floor)	

### One Piece Brass Cover and Carpet Flange

	Brass SF3925	Aluminum SFA3925	SF2525	SF2725	SF2925
	Duplex Flap	2 1/8" x 3/4" Combination	2 1/8" x 1" Combination	2 1/8" Single Receptacle	

Dimensions in Inches (mm)

## Floor Box Cover to Receptacle Compatibility Chart

Cover Style		Terrazzo (2 1/2")	2 3/4"	2 1/2"	Duplex Flap	Duplex Plug	Style Line®
Round		<b>S3325</b> 	<b>S3525</b> 	<b>S(A)2925</b>  <b>S(A)2725</b>  <b>S(A)2525</b> 	<b>S(A)3925</b> 	<b>S(A)3725</b> 	
Rectangular			<b>S3425</b> 	<b>S2825</b>  <b>S(A)2625</b>  <b>S(A)2425</b> 	<b>S(A)3825</b> 	<b>S(A)3625</b> 	<b>S(A)3826</b> 
Rating	NEMA Config.						
2P, 3W 15A, 125V	5-15R 	<b>HBL5251</b> <b>HBL5261</b> <b>IG5261</b>	<b>HBL5251</b> <b>HBL5261</b> <b>IG5261</b>	<b>HBL5251</b> <b>HBL5261</b> <b>IG5261</b>	<b>5252AB</b> <b>5262B</b> <b>CR5252IG</b> <b>HBL5252</b> <b>HBL5262</b> <b>IG5262</b>	<b>5252AB</b> <b>5262B</b> <b>CR5252IG</b> <b>HBL5252</b> <b>HBL5262</b> <b>IG5262</b>	<b>HBL2152</b> <b>IG2152</b> <b>GFRST15</b> <b>HBL5260SA</b> <b>HBL5262SA</b>
2P, 3W 15A, 125V	L5-15R 	<b>HBL4710</b> <b>IG4710</b>	<b>HBL4710</b> <b>IG4710</b>	<b>HBL4710</b> <b>IG4710</b>	<b>HBL4700</b> <b>IG4700A</b> <b>HBL4792</b> <b>HBL4794</b> <b>HBL4795</b>	<b>HBL4700</b> <b>IG4700A</b> <b>HBL4792</b> <b>HBL4794</b> <b>HBL4795</b>	
2P, 3W 15A, 250V	6-15R 	<b>HBL5661</b> <b>IG5661</b>	<b>HBL5661</b> <b>IG5661</b>	<b>HBL5661</b> <b>IG5661</b>	<b>HBL5652</b> <b>HBL5662</b> <b>IG5662</b>	<b>HBL5652</b> <b>HBL5662</b> <b>IG5662</b>	
2P, 3W 15A, 250V	L6-15R 	<b>HBL4560</b> <b>IG4560</b>	<b>HBL4560</b> <b>IG4560</b>	<b>HBL4560</b> <b>IG4560</b>	<b>HBL4550</b> <b>IG4550A</b>	<b>HBL4550</b> <b>IG4550A</b>	
2P, 3W 15A, 277V	7-15R 				<b>HBL5302</b>	<b>HBL5302</b>	
2P, 3W 15A, 277V	L7-15R 	<b>HBL4760</b>	<b>HBL4760</b>	<b>HBL4760</b>	<b>HBL4750</b>	<b>HBL4750</b>	
2P, 3W 20A, 125V	5-20R 	<b>HBL5361</b> <b>IG5361</b>	<b>HBL5361</b> <b>IG5361</b>	<b>HBL5361</b> <b>IG5361</b>	<b>5352AB</b> <b>5362B</b> <b>CR5352IG</b> <b>HBL5352</b> <b>HBL5362</b> <b>IG5362</b>	<b>5352AB</b> <b>5362B</b> <b>CR5352IG</b> <b>HBL5352</b> <b>HBL5362</b> <b>IG5362</b>	<b>HBL2162</b> <b>IG2162</b> <b>GFRST20</b> <b>HBL5360SA</b> <b>HBL5362SA</b>
2P, 3W 20A, 125V	5-20R 				<b>HBL5392</b>	<b>HBL5392</b>	
2P, 3W 20A, 125V	L5-20R 	<b>HBL2310</b> <b>IG2310</b>	<b>HBL2310</b> <b>IG2310</b>	<b>HBL2310</b> <b>IG2310</b>			
2P, 3W 20A, 250V	6-20R 	<b>HBL5461</b> <b>IG5461</b>	<b>HBL5461</b> <b>IG5461</b>	<b>HBL5461</b> <b>IG5461</b>	<b>HBL5462</b> <b>IG5462</b>	<b>HBL5462</b> <b>IG5462</b>	
2P, 3W 20A, 250V	L6-20R 	<b>HBL2320</b> <b>IG2320</b>	<b>HBL2320</b> <b>IG2320</b>	<b>HBL2320</b> <b>IG2320</b>			
2P, 3W 30A, 125V	L5-30R 	<b>HBL2610</b> <b>IG2610</b>	<b>HBL2610</b> <b>IG2610</b>	<b>HBL2610</b> <b>IG2610</b>			
2P, 3W 30A, 250V	L6-30R 	<b>HBL2620</b> <b>IG2620</b>	<b>HBL2620</b> <b>IG2620</b>	<b>HBL2620</b> <b>IG2620</b>			
3P, 4W, 20A 125/250V	14-20R 	<b>HBL8410</b>	<b>HBL8410</b>	<b>HBL8410</b>			
	L14-20R 	<b>HBL2410</b> <b>IG2410</b>	<b>HBL2410</b> <b>IG2410</b>	<b>HBL2410</b> <b>IG2410</b>			
3P, 4W, 20A 3Ø 250V	15-20R 	<b>HBL8420</b>	<b>HBL8420</b>	<b>HBL8420</b>			
	L15-20R 	<b>HBL2420</b> <b>IG2420</b>	<b>HBL2420</b> <b>IG2420</b>	<b>HBL2420</b> <b>IG2420</b>			
3P, 4W, 30A 125/250V	L14-30R 	<b>HBL2710</b> <b>IG2710</b>	<b>HBL2710</b> <b>IG2710</b>	<b>HBL2710</b> <b>IG2710</b>			
3P, 4W, 30A 3Ø 250V	L15-30R 	<b>HBL2720</b> <b>IG2720</b>	<b>HBL2720</b> <b>IG2720</b>	<b>HBL2720</b> <b>IG2720</b>			
3P, 4W, 30A 3Ø 600V	L17-30R 	<b>HBL2740</b>	<b>HBL2740</b>	<b>HBL2740</b>			
4P, 5W, 20A 3ØY 120/208V	L21-20R 	<b>HBL2510</b> <b>IG2510</b>	<b>HBL2510</b> <b>IG2510</b>	<b>HBL2510</b> <b>IG2510</b>			
4P, 5W, 20A 3ØY 347/600V	L23-20R 	<b>HBL2530</b>	<b>HBL2530</b>	<b>HBL2530</b>			
4P, 5W, 30A 3ØY 120/208V	L21-30R 	<b>HBL2810</b> <b>IG2810</b>	<b>HBL2810</b> <b>IG2810</b>	<b>HBL2810</b> <b>IG2810</b>			
4P, 5W, 30A 3ØY 347/600V	L23-30R 	<b>HBL2830</b>	<b>HBL2830</b>	<b>HBL2830</b>			

# Floor Boxes

## Accessories

Protective Ring for 2½" Threaded Covers



S3061

## Problem Solvers and Replacement Components

### Protective Ring for 2½ Inch Threaded Covers

Description	Catalog Number
Provides mechanical and wet mop protection for plugs and receptacles (brass).	<b>S3061</b>

Theater Seating Floor Box



F3185

### Theater Seating Floor Box

Description	Catalog Number
The theater seating floor box is nonadjustable and provides a ¼ in. threaded hub for conduit connection to theater aisle lights. It permits opening of the enclosure for wiring without disturbing above floor connections. Other features include a cast iron box with a corrosion-resistant finish and a blank steel cover. Knockouts: (¾ in. surface, ¾ in. sides, ¾ in. bottom) 18.80 cu. in. (380 cubic cm).	<b>F3185</b>

Adjustable Tops (Brass)



F1339

F1539

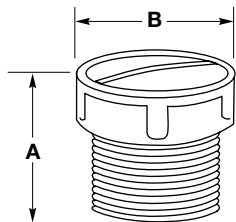
### Adjustable Tops (Brass)

#### Brass Outlet Fittings for Conduit Systems

Future requirements for floor outlets may be accommodated by systematically studding the floor with these fittings, all radiating from one or more floor boxes, from which any changes or additions may be subsequently made by the pulling of wires from box to the outlet. Adjustment tops are male connections to be mounted on elbow or tee fittings. They provide a pre-pour adjustment and an available connection for above-floor service heads.

Description	A	B	Catalog Number
¾ in. threaded conduit size (male).	1.25" (31.8)	1.44" (36.6)	<b>F1339</b>
1 in. threaded conduit size (male).	1.31" (33.3)	1.75" (44.5)	<b>F1539</b>

Note: Adjustment: ¾ in. and 1 in. fittings permit ½ in. vertical adjustment.



Adjustable Tops

### Coupling (Brass)

Couplings are utilized for straight conduit connections when a floor box is not required. The conduit stub is brought to within approximately 1¼ in. of the planned surface, and the coupling is mounted and adjusted prior to the concrete pour. Standard service heads may be mounted to the couplings as required.

Description	A	B	Catalog Number
¾ in. threaded conduit size (female).	1.44" (36.6)	1.25" (31.8)	<b>F1340</b>

Coupling (Brass)



F1340

Dimensions in Inches (mm)

# Floor Boxes

## Accessories

Experiencing a problem? Let Hubbell accessories help solve it. Hubbell stacking (adjustable) collars are the answer if the box is set too low. Need a replacement? Choose from a full line of replacement covers and fittings. Hubbell accessories also help you with the protection you need for plugs and receptacles.

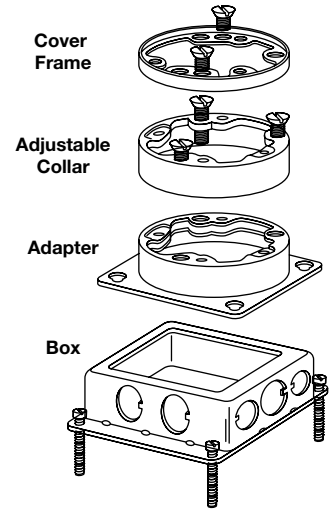
## Problem Solvers and Replacement Components

### Stacking (Adjustable) Collars and Frames

Designed to be used if floor box is set too low beneath the floor surface or the adjustable collar and/or adapter on the box is damaged.

If the box number is...	Extension Value	Use Collar Number
B2429, B2427, B2436 or B2437	.81" (20.5)	<b>C2400*</b>
B2503, B2506	1.06" (26.9)	<b>C2504*</b>
B2529, B2536, B2527 or B2537	1.06" (26.9)	<b>C2500*</b>
B4233	1.03" (26.2)	<b>C4200*</b>
B4333	1.03" (26.2)	<b>C4300*</b>

Note: \*Only available as sets (collars and adapters). In cases where the adapter on the floor box is not damaged, and only stacking is required, discard the adapter and use only the collar. The adjustable collars listed above can be stacked as required to reach the floor surface. Longer screws will be required if more than one collar is stacked (screws not provided). These screws are commercially available. Flat head #12-24 UNC machine screw x (approx. length). Minor Upward Adjustments: Round or Rectangular cover frames (trim rings) may be stacked if the floor box is only slightly recessed below the floor surface.



Replacement Adjustable Collar



Replacement Cover Frames



## Replacement Components for Floor Box Covers and Fittings

Box Type	Dimension	Extension Value	Catalog Number	
			Brass	Aluminum
Round	4.19" (106.4) diameter	.31" (7.9)	<b>S5016</b>	<b>SA5016</b>
Rectangular	3.19" (81.0) x 4.38" (111.2)	.31" (7.9)	<b>S5017A</b>	<b>SA5017A</b>
Rectangular, grounding	3.19" (81.0) x 4.38" (111.2)	.31" (7.9)	<b>S5017G</b>	<b>SA5017G</b>

## Crown Plugs

Description	Used in the following covers	Catalog Number	
		Brass	Aluminum
¾" thread size.	S2525, SA2525, S881, S2555, S2530, S2425, SA2425, SF2525	<b>S5012</b>	<b>SA5012</b>
1" thread size.	S2725, SA2725, S2755, S2730, S2625, SA2625, SF2725	<b>S5013</b>	<b>SA5013</b>

Crown Plugs



## Flush Cap Rings

Description	Used in the following covers	Catalog Number	
		Brass	Aluminum
2½" threaded plug with ¾" thread size opening.	S2525, SA2525, S881, S2555, S2530, S2425, SA2425, SF2525	<b>S5010</b>	<b>SA5010</b>
2½" threaded plug with 1" thread size opening.	S2725, SA2725, S2755, S2730, S2625, SA2625, SF2725	<b>S5025</b>	<b>SA5025</b>

Flush Cap Rings



## Flush Plugs

Description	Used in the following covers	Catalog Number	
		Brass	Aluminum
¾" I.P.S. thread size.	F1339, F1340	<b>S5002</b>	-
1" I.P.S. thread size.	F1539	<b>S5003</b>	-
1½" fine thread size.	S3725, SA3725, S3625, SA3625	<b>S5007</b>	<b>SA5007</b>
2½" fine thread size.	S2925, SA2925, S88, S2930, S2955, SF2925, S2825	<b>S5020</b>	<b>SA5020</b>
2¾" fine thread size.	S3525, S3425	<b>S5030</b>	-

Flush Plugs



Dimensions in Inches (mm)

## Fire-Classified Floor Box Solutions



Hubbell's fire-classified floor boxes are an excellent solution when there is not enough capacity in a poke through and the decking must be penetrated for electrical installations. Available in seven or eleven gang versions, our fire rated kits are compatible with our standard CFB7G6 and CFB11G6 series floor boxes.

### Fire-Classified Floor Box Kits

- Preserves 2 or 3 hour fire classified floor rating
- Approved for installations using either light or normal weight concrete
- UL 514 and UL 263 Compliant
- Variety of ADA compliant cover choices for most floor types
- Four 1½ inch box bottom entry conduits

### Fire-Resistant Floor Box Kit Includes

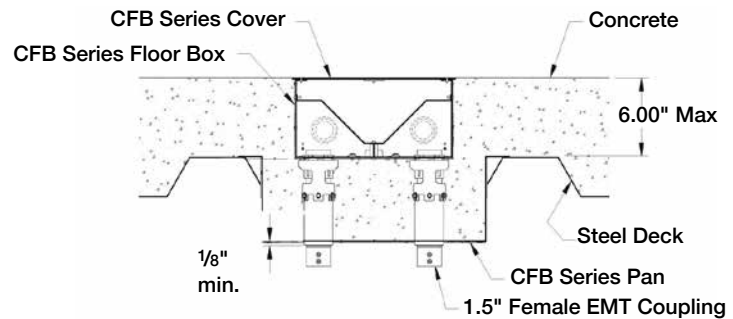
- Floor pan, conduit assemblies, hardware, leveling feet and manual  
*Floor box ordered separately*

### Installation

- For Concrete pours from 3¼ in. up to 5½ in. above upper most portion of decking
- Units can be mounted 2 ft. on center
- Fastens to deck with TEK screws or welding



**CFB7G6** Floor Box above  
**CFB7G6FRK** Installed in decking



**CFB7G6/CFB11G6 Series**

### Fire-Classified Kit for 7-Gang Floor Box

Floor box, cover and mounting plates NOT included.

Description		Catalog Number
Bottom feed conduits.	4	<b>CFB7G6FRK</b>
Bottom feed conduit size.	1½ in.	
Pan dimensions.	17 <sup>3</sup> / <sub>16</sub> L x 17 <sup>3</sup> / <sub>16</sub> W x 6 <sup>1</sup> / <sub>2</sub> H in.	
Minimum depth of pour above deck roof.	3¼ in.	
Maximum depth of pour above deck roof.	5½ in.	
Adjustment screw length, four per kit.	6 in.	
Required floor box (not included).	<b>CFB7G6</b>	



**CFB7G6FRK**  
Kit with **CFB7G6**

### Fire-Classified Kit for 11-Gang Floor Box

Floor box, cover and mounting plates NOT included.

Description		Catalog Number
Bottom feed conduits.	4	<b>CFB11G6FRK</b>
Bottom feed conduit size.	1½ in.	
Pan dimensions.	20 <sup>1</sup> / <sub>16</sub> L x 17 <sup>3</sup> / <sub>16</sub> W x 6 <sup>1</sup> / <sub>2</sub> H in.	
Minimum depth of pour above deck roof.	3¼ in.	
Maximum depth of pour above deck roof.	5½ in.	
Adjustment screw length, four per kit.	6 in.	
Required floor box (not included).	<b>CFB11G6</b>	



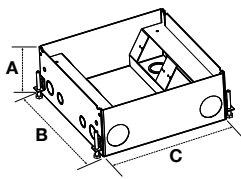




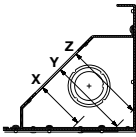


**CFB11G6FRK**  
Kit with **CFB11G6**

Dimensions in Inches (mm)



## Recessed 7- and 11-Gang Concrete Floor Boxes

### Dimensions Inches (mm)

Style	CFB7G Series		CFB11G Series	
	7-Gang		11-Gang	
				
	<b>CFB7G4</b>	<b>CFB7G6</b>	<b>CFB11G4</b>	<b>CFB11G6</b>
Min. Depth of Pour	4.08" (103.5)	6.08" (154.3)	4.08" (103.5)	6.08" (154.3)
Adjustability	Before Pour	Before Pour	Before Pour	Before Pour
Dimensions:	A	6.08" (154.3)	4.08" (103.5)	6.08" (154.3)
	B	10.0" (254.0)	13.5" (342.9)	13.5" (342.9)
	C	12.2" (309.9)	12.2" (309.9)	12.2" (309.9)
Trade Size Knockouts:				
Sidewalls	(4) x 1", 1/4" Concentric	(4) x 1", 1/4", 1/2" Concentric	(4) x 1", 1/4" Concentric	(4) x 1", 1/4", 1/2" Concentric
Back	(3) x 1", 1/4", 1/2" Concentric; (1) x 2"	(3) x 1", 1/4", 1/2" Concentric; (1) 2"	(2) 3/4", 1" Concentric; (4) 1", 1/4", 1/2" Concentric, (1) 2"	(2) 3/4", 1" Concentric; (4) 1", 1/4", 1/2" Concentric, (1) 2"
Bottom	(4) x 1", 1/4", 1/2" Concentric	(4) x 1", 1/4", 1/2" Concentric	(5) 1", 1/4", 1/2" Concentric; (2) 3/4", 1" Concentric	(5) 1", 1/4", 1/2" Concentric; (2) 3/4", 1" Concentric
Side View Depth behind mounting plate	 X - 1.01" Y - 2.41" Z - 3.51"	X - 2.37" Y - 3.77" Z - 3.65"	X - 1.02" Y - 2.42" Z - 3.50"	X - 2.37" Y - 3.81" Z - 3.72"
Accepts industry standard size wallplates (sold separately)	(1) 1-Gang (1) 2-Gang (1) 4-Gang	(1) 1-Gang (1) 2-Gang (1) 4-Gang	(2) 1-Gang (1) 3-Gang (1) 6-Gang	(1) 2-Gang (1) 3-Gang (1) 6-Gang
Interior Configuration				

Note: UL File Number E31999. CSA File Number LR18416.  
See page P-34 for CFB0GPAN4 on-grade barrier.

### Floor Box Covers

CFB7G Series				CFB11G Series			
							
Brass	Aluminum	Black	Stainless Steel	Brass	Aluminum	Black	Stainless Steel
Flange and cover; Beveled edge for carpet, 1/4" Edging				Flange and cover; Beveled edge for carpet, 1/4" Edging			
<b>CFB7CVRBRS</b>	<b>CFB7CVRALU</b>	<b>CFB7CVRBLK</b>	-	<b>CFB11CVRBRS</b>	<b>CFB11CVRALU</b>	<b>CFB11CVRBLK</b>	-
Flange and cover; Square edge for tile, 1/2" Edging				Flange and cover; Square edge for tile, 1/2" Edging			
<b>CFB7TBRS</b>	<b>CFB7TALU</b>	-	-	<b>CFB11TBRS</b>	<b>CFB11TALU</b>	-	-
Flange and cover; No Edging*				Flange and cover; No Edging*			
-	-	<b>CFB7CVRCLBK</b>	<b>CFB7CVRCSS</b>	-	-	<b>CFB11CVRCLBK</b>	<b>CFB11CVRCSS</b>

Note: Covers provide a recessed area, allowing floor covering to be inserted.  
\*Not UL Listed or CSA Certified.

Dimensions in Inches (mm)

## Recessed 8-Gang Ballroom Series Floor Boxes

### Dimensions Inches (mm)

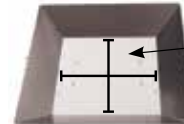
Style	CFB8FC Series	
	8-Gang	8-Gang
	 <b>CFB8FC1</b>	 <b>CFB8FC2</b>
Application	Carpet	Tile, Finished Concrete
Min. Depth of Pour	6.95" [177mm]	7.15" [182mm]
Adjustability	Before Pour	Before Pour
Dimensions:	A 6.95" (176.5) B 15.00" (176.5) C 13.00" (330.2)	A 7.15" (181.6) B 14.75" (374.7) C 12.75" (323.9)
Trade Size Knockouts:	Sidewalls (4) x 1.5", 1.25", 1" concentric Back (4) x 1.5", 1.25", 1" concentric Bottom (4) x 1.5", 1.25", 1" concentric	Sidewalls (4) x 1.5", 1.25", 1" concentric Back (4) x 1.5", 1.25", 1" concentric Bottom (4) x 1.5", 1.25", 1" concentric
Side View Depth behind mounting plate	 X = 2.27" (57.7) Y = 4.01" (101.9) Z = 3.13" (79.5)	 X = 2.27" (57.7) Y = 4.01" (101.9) Z = 3.13" (79.5)
Accepts industry standard size wallplates (sold separately) 4.63" Maximum Cover Height	One, two, three and four gang plates. Customer configuration dependant.	One, two, three and four gang plates. Customer configuration dependant.

### Accessories

#### On-grade Barrier

The on-grade barrier is intended for use on installations at grade level. This accessory is installed prior to the concrete pour and provides a barrier between the soil. The on-grade barrier comes with leveling feet and anchor points.

#### CFBOGPAN4



Pour Pan Dimensions:  
15.75 in. sq.  
4 in. depth

### Covers

All ballroom floor box covers are machined from Aluminum and have no additional finish options

	CFB8FC1 Covers		CFB8FC2 Covers	
Carpet Cover, with 2 egress doors (0.20" depth)	<b>CFB8CVRALU1</b>	-	-	-
Flush cover, with 2 egress doors	-	-	<b>CFB8CVRALU2</b>	-
Blank box cover	-	<b>CFB8JBC1</b>	-	<b>CFB8JBC2</b>
Cover Load Ratings*:				
Recommended Loading	20,000 lb	20,000 lb	20,000 lb	20,000 lb
Maximum Load	40,000 lb	40,000 lb	40,000 lb	40,000 lb

Note: \*Load applied through 3" (76mm) mandrel in center of cover. Loads are static and don't apply to rolling loads.

Dimensions in Inches (mm)

# Floor Boxes

## Above-Floor Service Fittings (Single Service)

Hubbell offers a variety of above-floor service pedestals to satisfy just about any requirement. Large capacity enables a choice of services—you can even create your own unique pedestal to satisfy specific requirements. Above floor service fittings are ideal for furniture feed applications.


### Pedestals – Metallic – LO-CON (single service only)

Traditional metallic pedestals with die-cast aluminum frame, brushed aluminum housing and stainless steel faceplates. These pedestals are offered as component parts. They mount on floor box covers or floor deck/duct systems with ¾ inch or 1 inch threaded openings.

### Create Pedestal – Create your own pedestal to meet specific service requirements. Order housing, face plates and devices separately.



Description	Catalog Number
Frame, housing, ¾ in. chase nipple, without plates.	<b>SC3098A</b>
Frame, housing, 1 in. chase nipple, without plates.	<b>SC3099A</b>
Blank plate.	<b>SS309B</b>
Telephone bushing with 1 in. I.D. and (2) ⅝ in. KO for coax.	<b>SS309T</b>
Single receptacle plate with 1.39 in. (35.3) opening.	<b>SS309S</b>
Duplex receptacle plate.	<b>SS309D</b>
Style Line® decorator plate.	<b>SS309DS</b>



### Furniture Feed Plates – Use with SC3098A or SC3099A housings to feed furniture systems in office settings or display cases in retail applications.

Description	Catalog Number
Aluminum plate with ¾ in. trade size knockout.	<b>SS309SF</b>
Aluminum plate, blank.	<b>SS309BF</b>

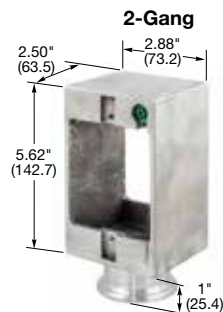
Note: When using SS309SF on Hubbell's LO-CON pedestals, SS309BF must be used on the opposite side.

### Pedestals – Specialized Service – Large Capacity Pedestals (single service only)



Designed to accommodate receptacles up to 50A (4-gang only). These brushed aluminum pedestals are furnished with either a ¾ inch or 1 inch hub and are designed for mounting to floor box covers with ¾ inch or 1 inch threaded openings. Create your own unique pedestal with a wide choice of stainless steel plates and devices.


Description (2-Gang Housing)	Catalog Number
2-gang aluminum pedestal, grounded (front and back) with ¾ in. hub.	<b>SA6685G</b>
2-gang aluminum pedestal, grounded (front and back) with 1 in. hub.	<b>SA6686G</b>



### Plate Option – 1-Gang

Description	Catalog Number
Duplex opening.	<b>SS8</b>
Style Line® decorator opening.	<b>SS26</b>
Single receptacle opening – boss diameter 1.36 to 1.39 in. (34.5 to 35.3).	<b>SS7</b>
Single receptacle opening – boss diameter 1.55 to 1.58 in. (39.4 to 40.1).	<b>SS720</b>
Blank plate.	<b>SS13</b>

Description (4-Gang Housing)	Catalog Number
4-gang aluminum pedestal (2 front and 2 back), with ¾ in. hub.	<b>SA6687G</b>
4-gang aluminum pedestal (2 front and 2 back), with 1 in. hub.	<b>SA6688G</b>



### Plate Option – 2-Gang

Description	Catalog Number
Two duplex openings.	<b>SS82</b>
Two Style Line® decorator openings.	<b>SS262</b>
Two single receptacle openings – boss diameter 1.36 to 1.39 in. (34.5 to 35.3).	<b>SS72</b>
Single receptacle opening – boss diameter 2.41 to 2.44 in. (61.2 to 62.0).	<b>SS701</b>
Single receptacle opening – boss diameter 2.09 to 2.13 in. (53.1 to 54.1).	<b>SS703</b>
Blank plate.	<b>SS23</b>

Dimensions in Inches (mm)

## Features and Benefits

### Convention Center Utility Boxes

#### Painted Galvanized Steel Box (14 Gauge G90)

- Cost effective, corrosion resistant paint. Suitable for both on and above-grade applications

#### Stainless Steel Box (14 Gauge 304)

- Corrosion resistant enclosure suitable for both on and above-grade applications

#### Listings/Requirements

- UL Listed and CSA Certified
- Meets UL514 requirements for Scrub Water and prevents water, dirt and debris from entering the electrical devices



HBLSCCUBPDW

HBLSCCUBPDWSS

### Power and Data Panels\*\*

Custom manufactured and pre-wired to your project specifications. Panel options include 100A pin and sleeve, 20A and 30A Twist-Lock®, 20A GFCI, isolated ground or industrial straight blade devices. Optional circuit breaker protection is available. Up to two gangs available for audio/video/data communication requirements. Both power and data panels are shipped separately after the boxes have been set in concrete.

Note: \*\*Contact Hubbell for available configurations of power and data panels.




#### Box Design

- Separate enclosure to keep water away from electrical components
- Hooks for tying onto rebar
- 2-gang low voltage compartment
- Custom built panels that accept a wide variety of electrical configurations



#### Cover Design

- Heavy duty covers, 32,000 lb. load capacity with 2x safety factor



#### Adjustability

- 4 inch pre-pour adjustability



#### Air/Water Only Inside View

- Separate enclosure for compressed air/water utilities, prevents air and water from coming in contact with electrical services
- 2 inch drain



#### Stand Alone Power/Data Box

- Custom manufactured and pre-wired to your project specifications
- Optional circuit breaker protection is available
- Up to 2-gangs available for audio/video/data communication requirements



#### Power/Data Box Inside View

- Up to 2-gangs of data
- 20A and 30A devices
- Circuit breakers
- Up to 100A pin and sleeve
- 150A maximum capacity

## Convention Center Utility Boxes

### Metallic Convention Center Utility Boxes\*

Steel Convention Center Utility Box	Painted Galvanized Steel Box	Stainless Steel Box
with Cover for Power and Data/Communications.	<b>HBLSCCUBPD</b>	<b>HBLSCCUBPDSS</b>
with Cover for Power, Data/Communications and Air/Water Box.	<b>HBLSCCUBPDW</b>	<b>HBLSCCUBPDWSS</b>
with Cover for Air/Water Only.	<b>HBLSCCUBW</b>	<b>HBLSCCUBWSS</b>

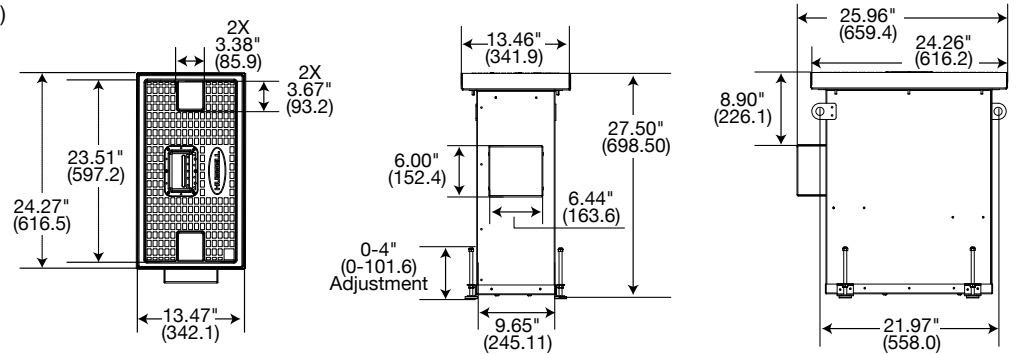
Note: \*All boxes provided with temporary galvanized steel concrete covers.

### Painted Galvanized or Stainless Steel Metallic Box

#### Stand Alone Power/Data

**HBLSCCUBPD** (Painted Galvanized)

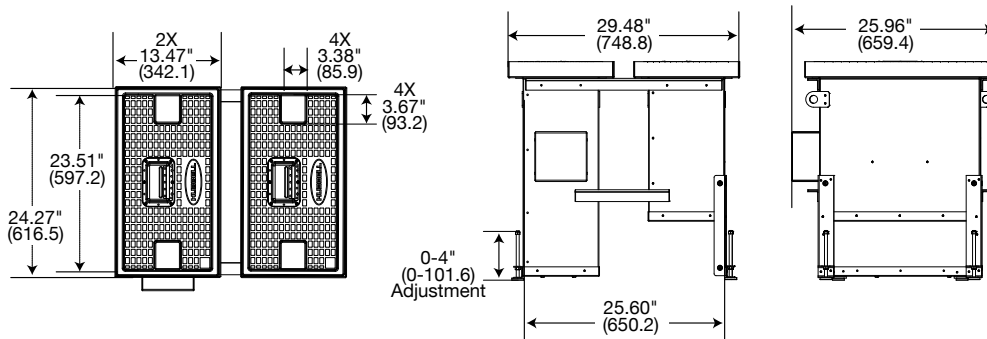
**HBLSCCUBPDSS** (Stainless Steel)



#### Combination Power/Data/Water

**HBLSCCUBPDW** (Painted Galvanized)

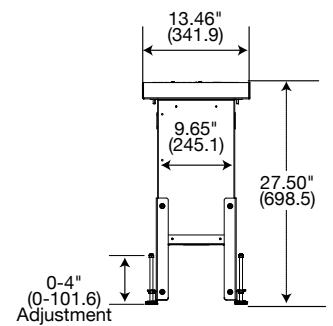
**HBLSCCUBPDWSS** (Stainless Steel)



#### Stand Alone Water/Air Box

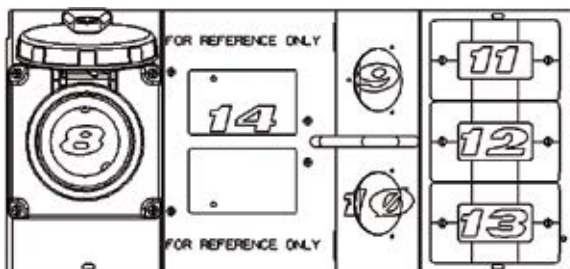
**HBLSCCUBW** (Painted Galvanized)

**HBLSCCUBWSS** (Stainless Steel)



### Pre-Wired Power Panels

Convention Center Power Panels are custom built to order and pre-wired in the factory to make installation quick and easy. Please contact the factory to configure a power panel for your specific needs.



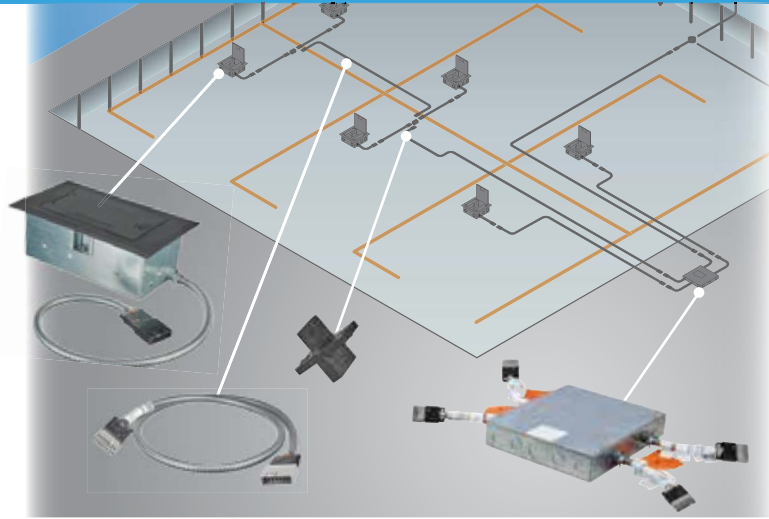
Position	Device Options
8	Qty. (1) Pin and Sleeve Receptacle 100A.
9 & 10	Qty. (2) Twist-Lock® Receptacles (20A or 30A).
11,12,13	Qty. (3) Duplex Receptacles (20A Standard, GFCI or Isolated Ground).
14	Load Center for Circuit Breakers, 8-Pole Positions Max.

Dimensions in Inches (mm)

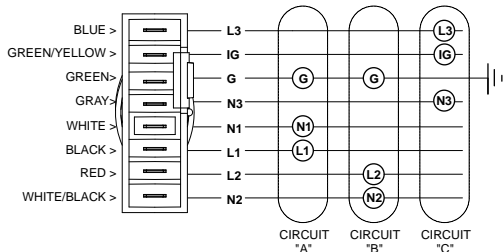
# Floor Boxes

## CONNEXION Zone Distribution System

The Hubbell CONNEXION 2.0 Zone Distribution System is a factory assembled, flexible, modular plug-n-play system with Hubbell AFB Series Boxes that delivers power in raised floor installations. This unique system increases the value of the infrastructure and meets the challenges posed by new construction and renovation in commercial offices, retail outlets and educational facilities. By improving cable management, enhancing flexibility, and reducing administration expense, the CONNEXION 2.0 Zone Distribution System allows power needs to be addressed in a timely and effective manner. The basic CONNEXION 2.0 building blocks are shown below.



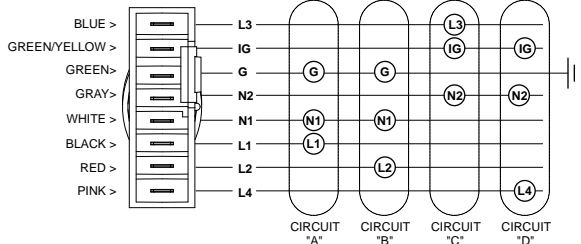
### 3/3/2 System Configuration (3-Hots, 3-Neutrals, 2-Grounds)



Appropriate for a 120/208 volt 3ØY power distribution and dedicated neutrals are desired.

- Three circuit capacity.
- Isolated ground capability for sensitive equipment.
- Each circuit has its own #12 AWG neutral.
- Component Rating: 20 amperes at 120/208 volt.
- 8-Wires (3 hots, 3 neutrals, 1 equipment ground, 1 isolated ground).

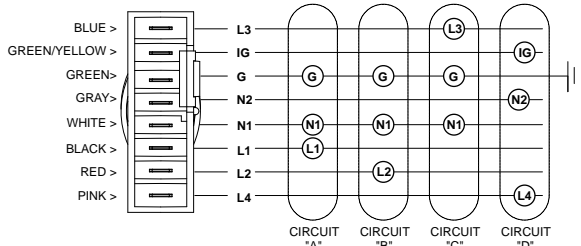
### 4/2/2 System Configuration (4 Hots, 2 Neutrals, 2 Grounds) 2 + 2 Wiring Configuration



Appropriate in areas where shared neutral conductors are utilized.

- Two circuits share one #10 AWG neutral to manage harmonics for general purpose.
- Two additional circuits share one #10 AWG neutral to manage harmonics for general purpose.
- Isolated ground capability for sensitive equipment.
- Component Rating: 20 amperes at 120/208 volt.
- 8-Wires (4 hots, 2 neutrals, 1 equipment ground, 1 isolated ground).

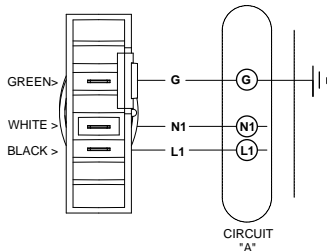
### 4/2/2 System Configuration (4 Hots, 2 Neutrals, 2 Grounds) 3+ 1 Wiring Configuration



Appropriate in areas where shared neutral conductors are utilized.

- Three circuits share #10 AWG neutral to manage harmonics for general purpose.
- One circuit on dedicated #10 AWG neutral for sensitive equipment.
- Isolated ground capability for sensitive equipment.
- Component Rating: 20 amperes at 120/208 volt.
- 8-Wires (4 hots, 2 neutrals, 1 equipment ground, 1 isolated ground).

### 1/1/1 System Configuration (1 Hot, 1 Neutral, 1 Ground)



- One circuit capacity.
- Component Rating: 20 amperes at 120/208 volt.
- 3-Wires (1 hot, 1 neutral, 1 equipment ground).

Note: Contact factory for custom wiring configurations.

# Floor Boxes

## CONNEXION Zone Distribution System

### 2.0 Zone Boxes

Zone Box Part Number	Wiring Configuration	Output Whips	Total Number of Circuits per Box	Circuits per Whip	Home Run Connection Type
<b>ZB332C3W1POUT*</b>	332	1	3	3	Wire nuts to open leads
<b>ZB332C6W2P</b>	332	2	6	3	Wire nuts to open leads
<b>ZB332C12W4P</b>	332	4	12	3	Wire nuts to open leads
<b>ZB332C3W2TC</b>	332	2	3	3	Single Screw down terminal block
<b>ZB332C3W4TC</b>	332	4	3	3	Single Screw down terminal block
<b>ZB332C6W2TM</b>	332	2	6	3	Multi Screw down terminal block
<b>ZB332C12W4TM</b>	332	4	12	3	Multi Screw down terminal block
<b>ZB422S2C4W1POUT*</b>	422, 2+2	1	4	4	Wire nuts to open leads
<b>ZB422S2C8W2P</b>	422, 2+2	2	8	4	Wire nuts to open leads
<b>ZB422S2C16W4P</b>	422, 2+2	4	16	4	Wire nuts to open leads
<b>ZB422S2C4W2TC</b>	422, 2+2	2	4	4	Single Screw down terminal block
<b>ZB422S2C4W4TC</b>	422, 2+2	4	4	4	Single Screw down terminal block
<b>ZB422S2C8W2TM</b>	422, 2+2	2	8	4	Multi Screw down terminal block
<b>ZB422S2C16W4TM</b>	422, 2+2	4	16	4	Multi Screw down terminal block
<b>ZB422S3C4W1POUT*</b>	422, 3+1	1	4	4	Wire nuts to open leads
<b>ZB422S3C8W2P</b>	422, 3+1	2	8	4	Wire nuts to open leads
<b>ZB422S3C16W4P</b>	422, 3+1	4	16	4	Wire nuts to open leads
<b>ZB422S3C4W2TC</b>	422, 3+1	2	4	4	Single Screw down terminal block
<b>ZB422S3C4W4TC</b>	422, 3+1	4	4	4	Single Screw down terminal block
<b>ZB422S3C8W2TM</b>	422, 3+1	2	4	4	Multi Screw down terminal block
<b>ZB422S3C16W4TM</b>	422, 3+1	4	16	4	Multi Screw down terminal block
<b>ZB111C1W1POUT*</b>	111	1	1	1	Wire nuts to open leads
<b>ZB111C2W2P</b>	111	2	2	1	Wire nuts to open leads
<b>ZB111C4W4P</b>	111	4	4	1	Wire nuts to open leads
<b>ZB111C6W6P</b>	111	6	6	1	Wire nuts to open leads
<b>ZB111C8W8P</b>	111	8	8	1	Wire nuts to open leads
<b>ZB111C1W2TC</b>	111	2	1	1	Single Screw down terminal block
<b>ZB111C1W4TC</b>	111	4	1	1	Single Screw down terminal block
<b>ZB111C1W6TC</b>	111	6	1	1	Single Screw down terminal block
<b>ZB111C1W8TC</b>	111	8	1	1	Single Screw down terminal block
<b>ZB111C2W2TM</b>	111	2	2	1	Multi Screw down terminal block
<b>ZB111C4W4TM</b>	111	4	4	1	Multi Screw down terminal block
<b>ZB111C6W6TM</b>	111	6	6	1	Multi Screw down terminal block
<b>ZB111C8W8TM</b>	111	8	8	1	Multi Screw down terminal block

Note: \*OUT suffix denotes single whip output zone box, which will not be further expanded.

### 2.0 Furniture Feeds

Furniture feeds are junction boxes which come with a pre attached power "IN" connector allowing transition to building hard-wiring underneath the raised floor.

Zone Box Part Number	Wiring Configuration	Output Whips	Total Number of Circuits per Box	Circuits per Whip	Home Run Connection Type
<b>ZB332C3W1PIN</b>	332	1	3	3	Wire nuts to open leads
<b>ZB422S2C4W1PIN</b>	422, 2+2	1	4	4	Wire nuts to open leads
<b>ZB422S3C4W1PIN</b>	422, 3+1	1	4	4	Wire nuts to open leads
<b>ZB111C1W1PIN</b>	111	1	1	1	Wire nuts to open leads

### 2.0 Extender Cables

Hubbell Connexion 2.0 extender cables have male (power "IN") / female (power "OUT") ends allowing them to be connected in the field as needed. Available in three different versions, 422, 332, and 111, in 5 ft. increments up to 30 ft.

422 Family	332 Family	111 Family	Length	Connectors
<b>CEXT422MFL01</b>	<b>CEXT332MFL01</b>	<b>CEXT111MFL01</b>	1 ft.	Male / Female
<b>CEXT422MFL05</b>	<b>CEXT332MFL05</b>	<b>CEXT111MFL05</b>	5 ft.	Male / Female
<b>CEXT422MFL10</b>	<b>CEXT332MFL10</b>	<b>CEXT111MFL10</b>	10 ft.	Male / Female
<b>CEXT422MFL15</b>	<b>CEXT332MFL15</b>	<b>CEXT111MFL15</b>	15 ft.	Male / Female
<b>CEXT422MFL20</b>	<b>CEXT332MFL20</b>	<b>CEXT111MFL20</b>	20 ft.	Male / Female
<b>CEXT422MFL25</b>	<b>CEXT332MFL25</b>	<b>CEXT111MFL25</b>	25 ft.	Male / Female
<b>CEXT422MFL30</b>	<b>CEXT332MFL30</b>	<b>CEXT111MFL30</b>	30 ft.	Male / Female
<b>CEXT422FWL01</b>	<b>CEXT332FWL01</b>	<b>CEXT111FWL01</b>	1 ft.	Female / Open
<b>CEXT422FWL01XP*</b>	<b>CEXT332FWL01XP*</b>	<b>CEXT111FWL01XP*</b>	1 ft.	Female / Open
<b>CEXT422MWL01</b>	<b>CEXT332MWL01</b>	<b>CEXT111MWL01</b>	1 ft.	Male / Open
<b>CEXT422MWL01XP*</b>	<b>CEXT332MWL01XP*</b>	<b>CEXT111MWL01XP*</b>	1 ft.	Male / Open
<b>CEXT422MWL05</b>	<b>CEXT332MWL05</b>	<b>CEXT111MWL05</b>	5 ft.	Male / Open
<b>CEXT422MWL15</b>	<b>CEXT332MWL15</b>	<b>CEXT111MWL15</b>	15 ft.	Male / Open

Note: \*Standard lead length is 12 in. long. XP Suffix denotes 18 in. long leads for installations requiring extra-long wires.



Zone distribution Boxes are the core of the Connexion 2.0 system. They serve as the main interface between the conventionally connected electrical system and the labor saving Connexion 2.0 system. With a large array of knock outs, they can accept most conduit sizes when run from the circuit breaker panel. They also accept labor saving Homerun cables as part of the Connexion 2.0 system. With depth of 3 inches, the zone boxes will fit in almost any raised flooring system. Custom configurations are also available. Contact Hubbell Wiring Systems for ordering information.



### 2.0 Splitters

Distributes all cable conductors to up to three locations (one "IN", three "OUTS") to increase the amount of floor boxes fed from a single Zone Distribution Box output whip.

Catalog Number	Wires	Hot Circuits
<b>SP31</b>	3	1
<b>SP83</b>	8	3
<b>SP84</b>	8	4



### 2.0 Homerun Cables

The Homerun cable is a dedicated 9-conductor (#10 AWG, THHN / THWN) cable from the panel to the zone box and allows for savings by removing the need to lay conduit and pull wire.

Catalog Number	Length
<b>ZBHR25</b>	25 ft.
<b>ZBHR50</b>	50 ft.
<b>ZBHR75</b>	75 ft.
<b>ZBHR100</b>	100 ft.



## Custom Pre-Wired Access Floor Boxes

### Cover

- 180° cover opening
- Two large cable egress doors
- Die cast aluminum construction
- Five powder coat finishes
- ADA compliant



### Box

- 16 gauge galvanized sheet metal construction

### Cable Whip

- Wire leads for field termination
- Pre-wired cable whip

### Features and Benefits

- Reduce job site fabrication time and installation labor
- Access Floor Box pre-wired to your specifications
  - Choose from Hubbell quality devices
  - Single or multiple circuit wiring configurations
  - Various cable lengths
- Reduce job site waste
- Pigtail terminates beneath raised floor
- Box covers available in five finishes
- UL Listed Wiring Assembly, file number E305156

### Pre-Wired Raised Access Floor Box Options - Contact Hubbell Wiring Systems for Ordering Information

Box Series	Description	Cover Style	Cut Out Dimensions	Conduit Knockouts
AFB2G25PW	2-Gang, 2½" Depth	Rectangular	6¾" x 13½"	½" – ¾"
AFB2G50PW	2-Gang, 5.0" Depth	Rectangular	6¾" x 13½"	½" – 2"
AFB4G25PW	4-Gang, 2½" Depth	Rectangular	11¼" x 11½"	½" – ¾"
AFB4G50PW	4-Gang, 5.0" Depth	Rectangular	11¼" x 11½"	½" – 2"
AFB10G55PW	10-Gang, 5½" Depth	Rectangular	11" x 11¼"	½" – 2"
RAFB4PW	4-Gang, 8.0" Depth	Round	8" Diameter	½" – 2"



## Products at a Glance

Featuring the unique capabilities of Hubbell's SystemOne universal cover and sub-plate design, Hubbell has expanded its floor box offering to provide industry leading flexibility while accommodating an extensive range of applications. Hubbell SystemOne is constructed to give customers the ability to create personal solutions for their most demanding, power, data and audio/video requirements.

## SystemOne Recessed Raised Access and Wood Floor Applications...



### 2-Gang Rectangular

Ideal for applications that call for basic power and data/AV requirements. The 2-gang boxes can be used as an access point to electrical or data connections, or as a furniture feed to power interior furniture partitions. Available in two box depths, the 2 ½ in. depth works well in floors using short pedestals; the 5 in. depth is ideal for furniture feed applications. The rectangular covers are available in assorted finishes to enhance any design scheme.



### 4-Gang Rectangular

The Hubbell SystemOne 4-Gang Recessed Raised Access or Wood Floor Box delivers AV plus power. Similar to the 2-gang recessed raised access floor box, the 4-gang 2 ½ inch box depth provides a solution for floors using short pedestals. The 5 inch depth is ideal for applications with a lot of requirements. Rectangular covers in a variety of finishes will match any existing or new style.



### 4-Gang Round


With an 8 in. diameter, the Hubbell SystemOne 4-Gang Round Recessed Floor Box is ideal for use in raised access floors with pre-cut tile or wood floor coverings. With a variety of finish selections, the round covers blend in with the flooring and overall design of the building. Deep, 2 ¾ in. wiring compartments are ready to accommodate today's most advanced, high-performance power, data and AV needs to supply reliable connectivity.



### 10-Gang Rectangular

Designed to serve high-capacity, multi-service applications, the 10-gang floor box supports installation with an array of Hubbell power, data and AV devices. Third-party mounting plates are available for other manufacturers' devices, including Extron®, Crestron® and FSR®. A 5 ½ in. box depth offers great capacity for connectivity, with the ability accept 2 in. conduit to meet growing AV and data needs. The rectangular covers come in a variety of colors and finishes to enhance any building's design.

## Cover

- 180° cover opening
- Two large cable egress doors
- Listed to UL 514A and UL scrub water compliant
- Die cast aluminum cover construction
- Available in round, rectangular and furniture feed styles
- All covers are ADA compliant 

## Rectangular Boxes

- 16 gauge galvanized sheet metal
- 6 in. solid conductor ground pigtail in each gang
- Many boxes allow for 2 in. conduits
- Mounts in tiles ¾ in. to 2 in. thick
- Patent pending, labor saving, easy mount device plates

## Round Box

- Fits in 8 in. diameter air diffuser holes
- 16 gauge galvanized sheet metal construction
- Individual grounding screws for each gang
- 2 in. knock-out on the bottom allows for large amounts of data and/or AV devices
- Mounts in tiles ¾ in. to 2 in. thick

## Pre-Wired Assemblies

- AFB series boxes are available from our factory as pre-wired assemblies with CONNEXION modular plug-n-play system as shown on page P-38 and P-39
- Contact Hubbell Territory Manager for details

Extron® is a registered trademark of Extron Electronics.  
Crestron® is a registered trademark of Crestron Electronics, Inc.  
FSR® is a registered trademark of FSR Inc.

# Floor Boxes

## Selecting a SystemOne Recessed Raised Access or Wood Floor Box

To assist with the floor box selection process please have the following information available:

Electrical requirements:	Box depth	Cover style:
<p>Power (each electrical device requires one gang) Data/AV (consult manufacturers' specification for size/volume requirements), number required.</p> <p>Add up total number to determine needed capacity. If necessary capacity is not shown round up to next size. Example: 9-Gang rounds up to a 10-Gang floor box.</p>	<p>Determine maximum tile thickness and stantion height and add together. Box depth can not exceed total.</p>	<p>Round Rectangular</p>

Once this information is gathered start on the right column "capacity" select necessary box, then select the concrete pour depth and on-grade or above-grade application, and finally cover style. Locate inter connecting point of all three categories and move to right to select correct catalog number.

- ① Capacity: Select necessary box.
- ② Box Depth: Determine maximum possible depth (tile and stantion height total) and select a depth less than the calculated height.
- ③ Cover Style: Select Round or Rectangular, not all box sizes are available in round.
- ④ Locate interconnecting point of all three categories and move to right to select correct catalog number.

		Box Depth ②					
		2 ½ in.	5 in.	5 ½ in.	6 ¼ in.		
Capacity ①	2-Gang	•	•				AFB2G25
		•	•				AFB2G25CHI
				•	•		AFB2G50
				•	•		AFB2G50CHI
	4-Gang	•					AFB4G25
		•					AFB4G25CHI
				•			AFB4G50
				•			AFB4G50CHI
						•	RAFB4BASE
	10-Gang				•		AFB10G55
					•		AFB10G55CHI
			Rectangular	Furniture Feed	Rectangular	Furniture Feed	Rectangular
		Cover Style ③					

Select Correct Catalog Number ④



# Floor Boxes

## Features and Benefits

### SystemOne Recessed Benefits and Enhancements

#### Functionality

- Cables and connections are protected by recessed functionality
- Open architecture sub-plate design
- Dirt ingress reduced by egress door brushes
- Meets UL 514A scrub water requirements with ScrubShield® technology
- Easy selection with common flange for all floor types
- Round and rectangular box versions available

#### Value


- Enhance building décor with numerous finishes
- Increase durability and longevity with cast aluminum covers
- AFB series boxes are available from our factory as pre-wired assemblies with CONNEXION modular plug-n-play system

#### Online Resources

- BIM models, customer drawings and technical specifications are available on [www.hubbell-wiring.com](http://www.hubbell-wiring.com)



#### Safety

- Low profile flanges meet ADA requirements 
- Hide-away egress doors fold under cover while in use
- 180° opening of main doors



#### Covers


- Die cast construction available in five finishes
- Furniture feed includes one 2 in. conduit hub and one 1 in. conduit hub with reducer to 3/4 in.
- Maximum static load of 800 lbs. with 2x safety factor\*

*Note: \*Load applied through a 3 in. (76mm) mandrel in center of the cover.*



#### Rectangular Floor Boxes

- Standard or Chicago version available
- Temporary cover included




#### Plates

- For use with 2, 4 and 6-gang floor boxes
- UL 514A listed



#### Round Floor Boxes

- Corrosion resistant epoxy paint
- Temporary cover included



#### RAFB4 Plates

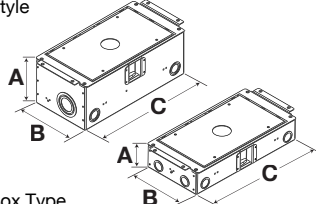


- All RAFB4SP series plates are powder coat white

Visit web site for information on Hubbell's Pre-wired, Plug and Play, Connexion System.

## SystemOne Recessed 2-Gang Rectangular Floor Boxes, Covers and Plates For Use In Raised Access or Wood Floors

AFB series boxes are available from our factory as pre-wired assemblies with CONNEXION modular plug-n-play system

### Dimensions Inches (mm)

Style			
Box Type			
Standard Chicago	<b>AFB2G50</b> <b>AFB2G50CHI</b>		<b>AFB2G25</b> <b>AFB2G25CHI</b>
Minimum Depth from Top of Floor Tile	5.00" (127.0)		2.50" (63.5)
Cubic Inch (cm3) Capacity per Gang	60 cu. in. (980 cm3)		30 cu. in. (490 cm3)
Dimensions – A	5.06" (128.5)		2.88" (73.2)
Dimensions – B	6.62" (168.2)		6.62" (168.2)
Dimensions – C	14.08" (357.6)		14.08" (357.6)
KO Trade Size: Front & Back Sides Bottom	(1) 1", 1¼", 1½", 2" (2) ¾", 1", 1¼" (4) ¾", 1", 1¼"		(4) ½", ¾" (2) ½", ¾" (2) ½", ¾", 1"
Cover Family		Rectangular	Rectangular
Temporary Cover Included		✓	✓



### Rectangular Covers (for use with raised access tiles and wood floors)

- Die cast construction available in five finishes
- Furniture feed includes one 2 in. conduit hub and one 1 in. conduit hub with reducer to ¾ in.
- Maximum static load of 800 lbs. with 2x safety factor\*













Cover dimensions 15 in. x 8¾ in.

Finish	Surface	Surface with Insert	Furniture Feed
Aluminum Powder Coat	<b>2GAFBCVRALU</b>	<b>2GAFBCVRALUC</b>	<b>2GAFBFFCVRALU</b>
Black Powder Coat	<b>2GAFBCVRBK</b>	<b>2GAFBCVRBK</b>	<b>2GAFBFFCVRBK</b>
Brass Powder Coat	<b>2GAFBCVRBRS</b>	<b>2GAFBCVRBRSC</b>	<b>2GAFBFFCVRBRS</b>
Bronze Powder Coat	<b>2GAFBCVRBRZ</b>	<b>2GAFBCVRBRZC</b>	<b>2GAFBFFCVRBRZ</b>
Satin Nickel Powder Coat	<b>2GAFBCVRNK</b>	<b>2GAFBCVRNK</b>	<b>2GAFBFFCVRNK</b>

Note: \*Load applied through a 3 in. (76mm) mandrel in center of the cover.

### Plates - for use in 2, 4 and 6-Gang Floor Boxes

- UL 514A listed

Plate Style	(1) Decorator Opening	(1) Duplex Opening	(2) Extron® MAAP Openings	(2) Extron® Openings	(2) 1U Hubbell iStation Openings	(1) 1.5U Hubbell iStation Opening
Cat. No.	<b>FBMPREC</b>	<b>FBMPDUP</b>	<b>FBMPMAAP</b>	<b>FBMPAAP</b>	<b>FBMP2IM</b>	<b>FBMP15IM</b>
						
Plate Style	(1) Simplex Opening 1.40 in. Diameter	(1) Twist-Lock® Opening 1.60 in. Diameter	1-Gang Blank	Cable Feed Through with Bushing	(1) Opening for TracJack® or Series II®	(1) Opening w/ Hubbell ISF6 Frame for Keystone Jacks
Cat. No.	<b>FBMP139</b>	<b>FBMP156</b>	<b>FBMPBNK</b>	<b>FBMPFT</b>	<b>FBMPTRAC</b>	<b>FBMP6KS</b>
						

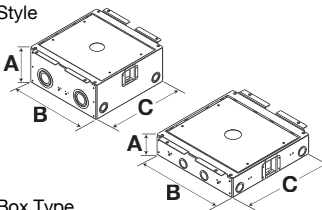


Extron® is a registered trademark of Extron Electronics. Crestron® is a registered trademark of Crestron Electronics, Inc. FSR® is a registered trademark of FSR Inc. TracJack®, Series II® and Ortronics® are registered trademarks of Ortronics/Legrand.

Dimensions in Inches (mm)

## SystemOne Recessed 4-Gang Rectangular Floor Boxes, Covers and Plates For Use In Raised Access or Wood Floors

AFB series boxes are available from our factory as pre-wired assemblies with CONNEXION modular plug-n-play system

### Dimensions Inches (mm)

Style			
Box Type			
Standard	<b>AFB4G50</b>	<b>AFB4G25</b>	<b>AFB4G25CHI</b>
Chicago	<b>AFB4G50CHI</b>		
Minimum Depth from Top of Floor Tile	5.00" (127.0)	2.50" (63.5)	
Cubic Inch (cm3) Capacity per Gang	57.5 cu. in. (940 cm3)	26.5 cu. in. (434 cm3)	
Dimensions – A	5.17" (131.4)	2.69" (68.2)	
Dimensions – B	11.00" (279.4)	11.00" (279.4)	
Dimensions – C	11.00" (279.4)	11.00" (279.4)	
KO Trade Size: Front & Back Sides Bottom	(2) 1", 1¼", 1½", 2" (2) ½", ¾", 1" (4) ½", ¾", 1"	(2) ½", ¾" (2) ½", ¾" (4) ½", ¾", 1"	
Cover Family	Rectangular	Rectangular	
Temporary Cover Included	✓	✓	



### Rectangular Covers (for use with raised access tiles and wood floors)

- Die cast construction available in five finishes
- UL 514A listed
- Maximum static load of 1500 lbs. with 2x safety factor\*













Cover dimensions 13 in. x 13¼ in.

Finish	Flush Surface	With Insert
Aluminum Powder Coat	<b>4GAFBCVRALU</b>	<b>4GAFBCVRALUC</b>
Black Powder Coat	<b>4GAFBCVRBK</b>	<b>4GAFBCVRBKC</b>
Brass Powder Coat	<b>4GAFBCVRBRS</b>	<b>4GAFBCVRBRSC</b>
Bronze Powder Coat	<b>4GAFBCVRBRZ</b>	<b>4GAFBCVRBRZC</b>
Satin Nickel Powder Coat	<b>4GAFBCVRNK</b>	<b>4GAFBCVRNKC</b>

Note: \*Load applied through a 3 in. (76mm) mandrel in center of the cover.

### Plates - for use in 2 and 4-Gang Floor Boxes

- UL 514A listed

Plate Style	(1) Decorator Opening	(1) Duplex Opening	(2) Extron® MAAP Openings	(2) Extron® Openings	(2) 1U Hubbell iStation Openings	(1) 1.5U Hubbell iStation Opening
Cat. No.	<b>FBMPREC</b>	<b>FBMPDUP</b>	<b>FBMPMAAP</b>	<b>FBMPAAP</b>	<b>FBMP2IM</b>	<b>FBMP15IM</b>
						
Plate Style	(1) Simplex Opening 1.40 in. Diameter	(1) Twist-Lock® Opening 1.60 in. Diameter	1-Gang Blank	Cable Feed Through with Bushing	(1) Opening for TracJack® or Series II®	(1) Opening w/ Hubbell ISF6 Frame for Keystone Jacks
Cat. No.	<b>FBMP139</b>	<b>FBMP156</b>	<b>FBMPBNK</b>	<b>FBMPFT</b>	<b>FBMPTRAC</b>	<b>FBMP6KS</b>
						

Extron® is a registered trademark of Extron Electronics. Crestron® is a registered trademark of Crestron Electronics, Inc. FSR® is a registered trademark of FSR Inc. TracJack®, Series II® and Ortronics® are registered trademarks of Ortronics/Legrand.

Dimensions in Inches (mm)

## SystemOne Recessed 4-Gang Round Floor Boxes, Covers and Plates For Use In Raised Access or Wood Floors

AFB series boxes are available from our factory as pre-wired assemblies with CONNEXION modular plug-n-play system

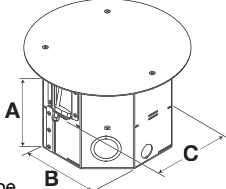



**RAF4NKL**  
with Devices



**RAF4BRS**

### Dimensions Inches (mm)

Style			
Box Type	Round		
Round	<b>RAF4BASE</b>		
Minimum Depth from Top of Floor Tile	6.25" (158.8)		
Cubic Inch (cm3) Capacity per Gang	28.5 cu. in. (460 cm3)		
Dimensions – A	6.41" (162.9)		
Dimensions – B	7.33" (186.2)		
Dimensions – C	8.05" (204.6)		
KO Trade Size: Sides	(2) 1/2"	(2) 3/4", 1 1/2" - Concentric, (2) 1", 1 1/4" - Concentric	
Bottom	(1) 1 1/2", 2"	(1) 3/4", 1" - Concentric, (1) 3/4", 1", 1 1/4" - Concentric	
Temporary Cover Included	✓		
ADA	Flange thickness is 1/8 inches thick and complies with ADA requirements		



### RAF4 Series – Round Floor Box with Cover

Includes: **RAF4BASE** and 8 in. cover

Cover Finish	Catalog Number
Brushed Aluminum	<b>RAF4ALU</b>
Black Powder Coat	<b>RAF4BLK</b>
Brass Plated	<b>RAF4BRS</b>
Bronze Plated	<b>RAF4BRZ</b>
Satin Nickel Plated	<b>RAF4NKL</b>

### 8 Inch Round Covers\*

Round covers are suitable for use with all floor types

Plate Style	Catalog Number
Brushed Aluminum	<b>CFBS1R8CVRALU</b>
Black Powder Coat	<b>CFBS1R8CVRBLK</b>
Brass Plated	<b>CFBS1R8CVRBRS</b>
Bronze Plated	<b>CFBS1R8CVRBRZ</b>
Satin Nickel Plated	<b>CFBS1R8CVRNKL</b>

Note: \*Load applied through a 3 in. (76mm) mandrel in center of the cover.

### RAF4 Series – Plates

- All **RAF4SP** series plates are powder coat white

Plate Style	(1) Decorator	(1) Duplex	(1) Simplex Opening 1.40 in. Diameter	(1) Twist-Lock® Opening 1.60 in. Diameter	Blank
Cat. No.	<b>RAF4SPDECO</b>	<b>RAF4SPDUPLX</b>	<b>RAF4SPTL14</b>	<b>RAF4SPTL16</b>	<b>RAF4SPBLANK</b>


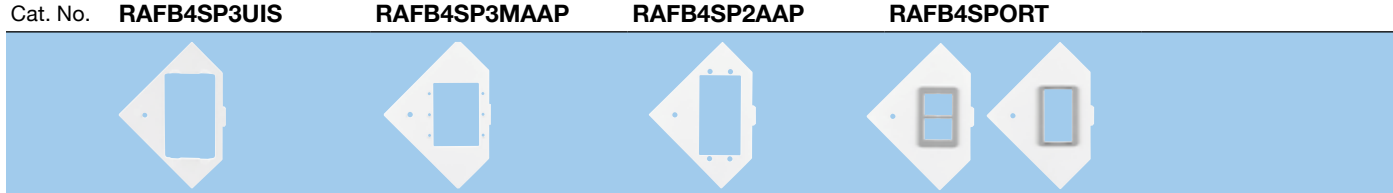


Plate Style	(3) Extron® MAAP Modules	(2) Extron® AAP Modules	Opening to Accept Bezels for Ortronics TracJack®
Cat. No.	<b>RAF4SP3UIS</b>	<b>RAF4SP3MAAP</b>	<b>RAF4SP2AAP</b>



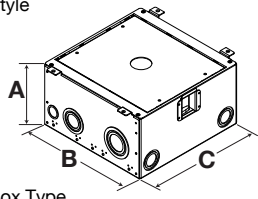

Extron® is a registered trademark of Extron Electronics. Crestron® is a registered trademark of Crestron Electronics, Inc.  
FSR® is a registered trademark of FSR Inc. TracJack®, Series II® and Ortronics® are registered trademarks of Ortronics/Legrand.

Dimensions in Inches (mm)

## SystemOne Recessed 10-Gang Rectangular Floor Boxes, Covers and Plates For Use In Raised Access or Wood Floors

AFB series boxes are available from our factory as pre-wired assemblies with CONNEXION modular plug-n-play system

### Dimensions Inches (mm)

Style	
Box Type	
Standard Chicago	<b>AFB10G55</b> <b>AFB10G55CHI</b>
Min. Depth from Top of Floor Tile	5.50" (139.7)
Cubic Inch (cm3) Capacity per Gang	25 cu. in. (400 cm3)
Dimensions – A	5.74" (145.9)
Dimensions – B	10.96" (278.4)
Dimensions – C	12.37" (314.1)
KO Trade Size: Front & Back	(1) 1/2", 3/4", (1) 3/4", 1", 1 1/4", 1 1/2", (1) 1", 1 1/4", 1 1/2", 2"
Sides	(2) 3/4", 1", 1 1/4", 1 1/2"
Bottom	(2) 1/2", 3/4", (4) 1/2", 3/4", 1", 1 1/4"
Cover Family	Rectangular
Temporary Cover Included	✓



### Rectangular Covers




















(for use with raised access tiles and wood floors)

- Die cast construction available in five finishes
- UL 514A listed
- Maximum static load of 1500 lbs with 2x safety factor\*

Finish	Surface Style Cover	Surface Style Cover with Insert
Aluminum Powder Coat	<b>10GAFBCVRLU</b>	<b>10GAFBCVRLUC</b>
Black Powder Coat	<b>10GAFBCVRBK</b>	<b>10GAFBCVRBKC</b>
Brass Powder Coat	<b>10GAFBCVRBRS</b>	<b>10GAFBCVRBRSC</b>
Bronze Powder Coat	<b>10GAFBCVRBRZ</b>	<b>10GAFBCVRBRZC</b>
Satin Nickel Powder Coat	<b>10GAFBCVRNK</b>	<b>10GAFBCVRNKC</b>

Note: \*Load applied through a 3 in. (76mm) mandrel in center of the cover.

### AFB10 Series – Plates

Plate Style	(1) Decorator Opening	(1) Duplex Opening	Blank	Decorator Opening Plate Including Hubbell ISF6GY	(2) Openings to Accommodate (6) Ortronics TrackJack®
Cat. No.	<b>FB10MPREC</b>	<b>FB10MPDUP</b>	<b>FB10MPBNK</b>	<b>FB10MPKEY</b>	<b>FB10MPTRAC</b>
					
Plate Style	(2) Decorator	(4) Extron® MAAP Modules	(4) Extron® AAP Modules	For (6) 1U Hubbell iStation Modules	Replacement Spacer Around Wire-Way
Cat. No.	<b>FB10MP2A</b>	<b>FB10MPMAAP</b>	<b>FB10MPAAP</b>	<b>FB10MP2B</b>	<b>FB10MPX</b>
					
Plate Style	(1) Twist-Lock® Opening 1.60 in. Dia. (Uses 2-Gangs)	(1) Simplex Opening 1.40 in. Dia. (Uses 2-Gangs)	(2) Twist-Lock® Opening 1.60 in. Dia. (Uses 3-Gangs)	(2) Simplex Opening 1.40 in. Dia. (Uses 3-Gangs)	(1) Opening for Appliance Receptacle (Uses 3-Gangs)
Cat. No.	<b>FB10TLA</b>	<b>FB10TLX</b>	<b>FB10TLB</b>	<b>FB10TLY</b>	<b>FB10MP3GAPP</b>
					
Plate Style	(3) Twist-Lock® Opening 1.60 in. Dia. (Uses 5-Gangs)	(3) Simplex Opening 1.40 in. Dia. (Uses 5-Gangs)	(2) 2-Gang. Meets NEMA Spacing. Ideal for Crestron® DM –TX Product and Power (Uses 5-Gangs)	(4) Single Service Openings Utilizing NEMA Wallplate (Uses 5-Gangs)	
Cat. No.	<b>FB10TLC</b>	<b>FB10TLZ</b>	<b>CFB10NEMA</b>	<b>FB10MPNEMA4G</b>	
					

Extron® is a registered trademark of Extron Electronics. Crestron® is a registered trademark of Crestron Electronics, Inc. FSR® is a registered trademark of FSR Inc. TracJack®, Series II® and Ortronics® are registered trademarks of Ortronics/Legrand.

Dimensions in Inches (mm)

## Features and Benefits

### SystemOne 4 inch Recessed Floor Box, for Raised Access and Wood Floors

The AFBS1R4 floor box was designed for use in raised access or wood floors. It installs easily into a 4 inch diameter hole and is retained by two sets of retaining bars on the side. Electrical connections are made below the walking surface to protect the electrical devices and increase safety by reducing tripping hazards. Intended for areas that require basic power requirements - one duplex, a duplex with two data jacks or a quadplex - the unobtrusive design will blend into any setting. Available in six architectural finishes and utilizing a flange that is ADA compliant at 1/8 inch thick, Hubbell SystemOne Floor Boxes harmonize aesthetics with function and safety.

- UL listed, scrub water compliant
- Plenum rated box assembly
- Factory configurable with CONNEXION modular plug-n-play system



**AFBS1R4BRS**



#### Box Design

- Durable die-cast aluminum box construction
- Flexible single or dual service
- Easily installs in 4 inch diameter hole, 5 5/8 inch device depth
- Four 1/2 inch side knockouts
- One 1, 3/4 and 1/2 inch concentric bottom knockout





#### Covers

- Durable die-cast aluminum cover
- 1,000 lbs, static load rated cover
- Available in six architectural finishes



#### Safety

- Increased safety with recessed connections
- Low profile flanges meet ADA requirements 
- Hide-away egress door fold under cover while in use
- 180° opening of main doors



#### Easy Mount Device Plates

- All S1R4SP series plates are powder coat white



#### Applications

- Raised access and wood floor applications in commercial and residential buildings



#### Pre-Wired Assemblies

- AFBS1R4 series boxes are available from our factory as pre-wired assemblies with CONNEXION modular plug-n-play system
- Contact Hubbell Territory Manager for details



## SystemOne 4 inch Recessed Floor Box, for Raised Accessand Wood Floors

AFB series boxes are available from our factory as pre-wired assemblies with CONNEXION modular plug-n-play system

### 4 inch Recessed Floor Boxes

Description	Catalog Number
Floor Box with temporary installation Cover	<b>AFBS1R4BASE</b>
Floor Box (AFBS1R4BASE) with Brushed Aluminum Finish Cover (AFBS1R4CVRALU)	<b>AFBS1R4ALU</b>
Floor Box (AFBS1R4BASE) with Black Powder Coat Finish (AFBS1R4CVRBLK)	<b>AFBS1R4BLK</b>
Floor Box (AFBS1R4BASE) with Plated Brushed Brass Finish Cover (AFBS1R4CVRBRS)	<b>AFBS1R4BRS</b>
Floor Box (AFBS1R4BASE) with Plated Antique Bronze Finish Cover (AFBS1R4CVRBRZ)	<b>AFBS1R4BRZ</b>
Floor Box (AFBS1R4BASE) with Gray Powder Coat Finish Cover (AFBS1R4CVRGRY)	<b>AFBS1R4GRY</b>
Floor Box (AFBS1R4BASE) with Plated Satin Nickel Finish Cover (AFBS1R4CVRNKL)	<b>AFBS1R4NKL</b>

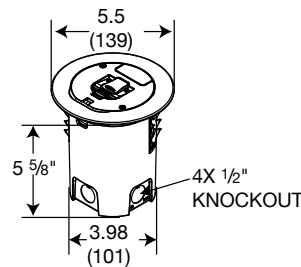


### Replacement Parts

Description	Catalog Number
Low Voltage Divider	<b>AFBS1R4DIV</b>
Replacement Bottom Knockouts	<b>AFBS1R4BOTTOM</b>

### Installation





Hole Diameter	4 inch
Bottom Knock out	1 inch, 3/4 inch, 1/2 inch concentric
Side knock out	(4) 1/2 inch





### Covers

- Flange diameter is 5.5 inches
- Flange thickness is 1/8 inches thick and complies with ADA requirements
- Cover load rating is 1,000 lbs, for a static load applied through a 3 inch dia. mandrel with 2x safety factor\*

### Architectural Covers










Description / Catalog Number	Cover	Description / Catalog Number	Cover
Brushed Aluminum Finish, Single fold under cable egress door.		Plated Antique Bronze Finish, Single fold under cable egress door.	
<b>AFBS1R4CVRALU</b>		<b>AFBS1R4CVRBRZ</b>	
Plated Brushed Brass Finish, Single fold under cable egress door.		Plated Satin Nickel Finish, Single fold under cable egress door.	
<b>AFBS1R4CVRBRS</b>		<b>AFBS1R4CVRNKL</b>	

### Powder Coat Covers

Description / Catalog Number	Cover
Black Powder Coat Finish, Single fold under cable egress door.	
<b>AFBS1R4CVRBLK</b>	
Gray Powder Coat Finish, Single fold under cable egress door.	
<b>AFBS1R4CVRGRY</b>	

Note: \*Load applied through a 3 in. (76mm) mandrel in center of the cover.

### Device Mounting Plates

Description / Catalog Number	Sub-plate	Description / Catalog Number	Sub-plate	Description / Catalog Number	Sub-plate
2X2 Sub-plate with (1) StyleLine® decorator device opening and (2) keystone jack openings		(1) StyleLine® decorator device opening for power or datacom applications		2X2 Sub-plate with (1) decorator device opening and (2) Ortronics® TracJack® openings	
<b>S1R4SP2X2STYLE</b>		<b>S1R4SPSTYLE</b>		<b>S1R4SP2X2STYLETJ</b>	
2X2 Sub-plate with (1) duplex device opening and (2) keystone jack openings		(1) Duplex device opening for power or datacom applications		2X2 Sub-plate with (1) duplex device opening and (2) Ortronics® TracJack® openings	
<b>S1R4SP2X2DUPLEX</b>		<b>S1R4SPDUPLEX</b>		<b>S1R4SP2X2DUPLEXTJ</b>	
(4) Single 20A receptacles. Can be wired as single or two circuit with isolated ground capability, 12 inch wire leads		(1) 1.60 inch opening for 20 or 30A Twist-Lock® receptacle		(1) 1.40 inch opening for simplex receptacle	
<b>S1R4SPQUAD</b>		<b>S1R4SPTWIST</b>		<b>S1R4SPSIMPLEX</b>	

TracJack®, Series II® and Ortronics® are registered trademarks of Ortronics/Legrand.

Dimensions in Inches (mm)

## Features and Benefits

### SystemOne 6 inch Furniture Feed Floor Box, for Raised Access and Wood Floors

The AFBS1R6FF floor box is designed for use in raised access or wood floors. It installs easily into a 6 inch diameter hole and is retained by two pawl arms which swing outwards when tightened by a screw driver. Providing the lowest profile in the industry, the 1/8 inch flange thickness is ADA compliant. The box can also serve as a wiring chamber for power if needed.

Available in six architectural finishes, Hubbell SystemOne Floor Boxes harmonize aesthetics with function and safety.

- UL listed, scrub water compliant
- Plenum rated box assembly
- Factory configurable with CONNEXION modular plug-n-play system



**AFBS1R6FFNKL**



#### Pre-Wired Assemblies

- AFBS1R6 series boxes are available from our factory as pre-wired assemblies with CONNEXION modular plug-n-play system
- Contact Hubbell Territory Manager for details

### 6 inch Recessed Floor Boxes

Description	Catalog Number
Floor Box with Temporary Installation Cover	<b>AFBS1R6BASE</b>
Floor Box (AFBS1R6BASE) with Brushed Aluminum Finish Cover (AFBS1R6FFCVRALU)	<b>AFBS1R6FFALU</b>
Floor Box (AFBS1R6BASE) with Black Powder Coat Finish (AFBS1R6FFCVRBLK)	<b>AFBS1R6FFBLK</b>
Floor Box (AFBS1R6BASE) with Plated Brushed Brass Finish Cover (AFBS1R6FFCVRBRS)	<b>AFBS1R6FFBRS</b>
Floor Box (AFBS1R6BASE) with Plated Antique Bronze Finish Cover (AFBS1R6FFCVRBRZ)	<b>AFBS1R6FFBRZ</b>
Floor Box (AFBS1R6BASE) with Gray Powder Coat Finish Cover (AFBS1R6FFCVRGRY)	<b>AFBS1R6FFGRY</b>
Floor Box (AFBS1R6BASE) with Plated Satin Nickel Finish Cover (AFBS1R6FFCVRNKL)	<b>AFBS1R6FFNKL</b>



**AFBS1R6BASE**



**AFBS1R6FFBLK**



**AFBS1R6FFCVRBRS**



**AFBS1R6DIV**



**AFBS1R6GROM**



**AFBS1R6GATE**

### 6 Inch Round Covers

- Flange Diameter 7.5 inches
- Flange thickness is 1/8 inches thick and complies with ADA requirements
- Cover load rating is 1,000 lbs, for a static load applied through a 3 inch dia. mandrel with 2x safety factor\*

*Note: \*Load applied through a 3 in. (76mm) mandrel in center of the cover.*

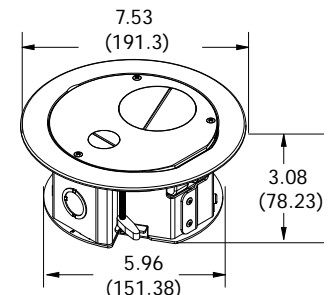
Finish	Catalog Number
Brushed Aluminum	<b>AFBS1R6FFCVRALU</b>
Black Powder Coat	<b>AFBS1R6FFCVRBLK</b>
Brass Plated	<b>AFBS1R6FFCVRBRS</b>
Bronze Plated	<b>AFBS1R6FFCVRBRZ</b>
Gray Powder Coat	<b>AFBS1R6FFCVRGRY</b>
Satin Nickel Plated	<b>AFBS1R6FFCVRNKL</b>

### Replacement Parts

Description	Catalog Number
Low Voltage Divider	<b>AFBS1R6DIV</b>
Low Voltage Grommet	<b>AFBS1R6GROM</b>
Low Voltage Gate	<b>AFBS1R6GATE</b>

### Installation

Hole Diameter	6 inch
Bottom low Voltage Knock out	2 inch
Side low voltage entry	Removable gate, area equal to 2 inch conduit
Bottom Power Knock out	3/4" 1/2" concentric
Side Power knock out	3/4" 1/2" concentric
Fastening	2 pawl arms



Dimensions in Inches (mm)

## Unloaded Raised Access Floor Boxes and Face Plates

AFB series boxes are available from our factory as pre-wired assemblies with CONNEXION modular plug-n-play system

### Dimensions Inches (mm)

Style	Metallic Cover			Non-Metallic Cover	Metallic Cover
	4-Gang Deep	4-Gang Shallow	8-Gang Deep	4-Gang Deep	3-Gang Power and 1-Gang Low Voltage
 Cover Color Black Gray	 <b>AFB301BK*</b> <b>AFB301GNT*</b>	 <b>AFB401BK*</b> <b>AFB401GNT*</b>	 <b>AFB501BK*</b> <b>AFB501GNT*</b>	 <b>HBLAFB101BK*</b> <b>HBLAFB101GNT*</b>	 <b>AFB801BK†</b> <b>AFB801GNT†</b>
Max. Floor Thickness	2.75" (69.9)	1.88" (47.8)	3.75" (95.3)	2.00" (50.8)	2.62" (66.5)
Cubic Inch (cm <sup>3</sup> ) Capacity Per Gang	31.3 cu. in. (513 cm <sup>3</sup> )	25.3 cu. in. (414 cm <sup>3</sup> )	55.6 cu. in. (911 cm <sup>3</sup> )	(2) 22.5 cu. in. (368.7 cm <sup>3</sup> ) (2) 20.5 cu. in. (335.9 cm <sup>3</sup> )	(2) 17.1 cu. in. (280 cm <sup>3</sup> ) (1) 15.9 cu. in. (260 cm <sup>3</sup> )
Dimensions – A	4.00" (101.6)	2.62" (66.5)	5.12" (130.0)	5.18" (131.6)	6.12" (155.4)
Dimensions – B	10.00" (254.0)	10.00" (254.0)	10.00" (254.0)	9.00" (228.6)	–
Dimensions – C	10.00" (254.0)	10.00" (254.0)	10.00" (254.0)	7.00" (177.8)	–
Cover Flange Dimensions	12.00" x 12.00"	12.00" x 12.00"	12.00" x 12.00"	10.62" x 8.62"	10.0" Diameter
Knockouts – Sides	(1) 1/2", (2) 1/2" & 3/4", (4) 1/4" trade size	(1) 1/2", (6) 1/2" & 3/4" trade size	(1) 1/2", (2) 1/2" & 3/4", (4) 1/4" trade size	(4) 1/2" & 3/4", (4) 3/4" & 1" trade size	(1) 1/2", (2) 3/4" & 1" trade size
Knockouts – Bottom	(4) 3/4" & 1" trade size	(4) 3/4" & 1" trade size	(4) 3/4" & 1" trade size	(4) 3/4" & 1" trade size	(3) 1/2" & 3/4" trade size
Cover and Flange Included (Carpet or tile application)	✓	✓	✓	✓	✓
Floor Tile Cut-Out	10.38" x 10.38"	10.38" x 10.38"	10.38" x 10.38"	9.00" x 7.00"	8.375" Diameter

Note: UL File Number E197203. CSA File Number LR702145.

### Replacement Metallic Cover and Flange

Description	Dimensions	Color	Catalog Number
Cover and Flange	12"W x 12"L	Black	<b>HBLTCGNTBK*</b>
Cover and Flange	12"W x 12"L	Gray	<b>HBLTCGNT*</b>

### Replacement Non-Metallic Cover and Flange

Description	Dimensions	Color	Catalog Number
Cover and Flange	7"W x 9"L	Black	<b>HBLAFB101TCBK*</b>
Cover and Flange	7"W x 9"L	Gray	<b>HBLAFB101TCGNT*</b>

Note: UL File Number E31999. CSA File Number LR702145.

\*Not UL Scrubwater compliant. For City of Chicago approved version, use part number HBLAFB501BASEC. Cover must be ordered separately (i.e., HBLTCGNT and HBLTCGNTBK). These versions do not include knockouts and meet construction requirements for CCEA-2000. AFB covers are reversible for both carpet recess and flush tile applications. †Insert for flush tile applications included. Remove insert for carpet recess. ‡One faceplate required for data gang only. Cut-out for duplex receptacles included with AFB801.











HBLTCGNT













HBLAFB101TCBK\*

### Hubbell – Screw Type Face Plates\*

HBLST302SGY	HBLDE301SGY	HBLT0310SGY	HBLTL318GY	HBLTL319SGY	HBLBL300SGY	HBLIMFSGY	HBL317SGY
							
Duplex	Style Line®	Toggle	Single Receptacle (1.56" Boss Dia.)	Single Receptacle (1.39" Boss Dia.)	Blank	3-Unit Hubbell iSTATION™ (See Network Wiring section for module options)	Hubbell 6-Port

### Open Systems – Screw Type Face Plates\*

HBLAM303SGY	HBLAMP313SGY	HBLKR314SGY	HBLLT309SGY	HBLPA308SGY	HBLNO309SGY	HBLSI305SGY	HBLSI315SGY	HBLOR306SGY	HBLORT322SGY
									
AMP-ACO	AMP 6-Port	Krone®/Leviton®	SYSTIMAX®	Panduit Mini-Com®	NORDX® 6-Port (Cat. 5e jacks only)	Siemon CT® Series	Siemon MAX® Series	Ortronics Series II®	Ortronics TracJack®

Note: \*Catalog number indicated is gray, replace "GY" with the following to designate color: "BK" for Black, "WA" for White, "I" for Ivory.

AMP is a registered trademark of Tyco Electronics Corp. Krone® is a registered trademark of Krone, Inc. Leviton® is a registered trademark of Leviton., SYSTIMAX® is a registered trademark of CommScope, Inc. Mini-Com® and Panduit® are registered trademarks of Panduit Corp. NORDX® is a registered trademark of Belden/CDT, Inc. MAX® and CT® Series are registered trademarks of The Siemon Company. TracJack®, Series II® and Ortronics® are registered trademarks of Ortronics/Legrand.

Dimensions in Inches (mm)

# Floor Boxes

## Products at a Glance

This family of furniture and work surface connectivity boxes installs into conference tables and workstations to bring power, voice, data, and multimedia directly to the point of use. In addition, they offer an aesthetic design with improved cable management. Now, users can plug in laptops, projectors and other equipment at the desk level - no more crawling under the table or moving obstacles to get to the electrical outlet and network connectivity.

## Furniture and Work Surface Connectivity Boxes



### Flush Mount Boxes

Hubbell offers square and rectangular flush mount boxes in a variety of configurations. These boxes are available in stainless steel, anodized aluminum or painted finishes to match any décor. Boxes are designed for easy installation and are available pre-wired or empty for field wiring.



### Lift-up Style Boxes

Offering a convenient and attractive method for work surface power and data connections, these boxes are available in several finishes. When not in use, services are concealed by flipping the unit down.



### 2X2 USB Work Surface Pop-Up Box

Simple push-down method for opening and closing, two 125V receptacles plus two USB charging ports, 3.8 Amps of USB charging, with minimal 5 inch square footprint, pre-wired 5 foot cord, NEMA 5-15P plug. Available in brushed aluminum or black powder coat finishes.

## Table Top Boxes



### Pre-Wired Boxes

Round dual-service boxes easily install into a 3½ inch diameter core hole. Power is pre-wired and keystone openings accommodate data or multi-media activation.



### Pre-Wired Boxes

Configured with 15A power outlet, 15-pin feed through and 3.5mm audio jack. This unit allows for further customization by populating two keystone openings.



### Low Voltage Boxes

Low voltage only units are available pre-loaded with XLR microphone jack or with keystone opening for Hubbell snap-fit modules.



## Furniture and Work Surface Connectivity Boxes

### Square Flush Mount Boxes

Description	Finish	Dimensions	Catalog Number
2-Gang Square Flush Mount Box with Cover.	Black	6.5"L x 6.5"W x 3.75"H	<b>HBLSHA2</b>
	Stainless Steel		<b>HBLSHA2BSS</b>



HBLSHA2

### Rectangular Flush Mount Boxes

2-Gang Rectangular Flush Mount with Cover.	Black	10.75"L x 4.06"W x 3.5"H	<b>HBLPHA2</b>
	Stainless Steel		<b>HBLPHA2BSS</b>
4-Gang Rectangular Flush Mount with Cover.	Black	10.75"L x 6.5"W x 3.5"H	<b>HBLPHA4</b>
	Stainless Steel		<b>HBLPHA4BSS</b>



HBLPHA2

### Surface Mount Boxes

2-Gang Surface Mount Box.	Black	4.19"L x 4.81"W x 2.44"H	<b>HBLCON2</b>
3-Gang Surface Mount Box.	Black	6.19"L x 4.81"W x 2.44"H	<b>HBLCON3</b>



HBLCON2

### Recessed Mount Boxes

2-Gang Recessed Mount.	Black	10.25"L x 7.0"W x 5.88"H	<b>HBLMIR2</b>
4-Gang Recessed Mount.	Black	31.0"L x 10.25"W x 5.88"H	<b>HBLMIR4</b>

### Under Desk Mount Boxes

2-Gang Under Desk Mount.	Black	9.19"L x 3.0"W x 2.88"H	<b>HBLMAR2</b>
3-Gang Under Desk Mount.	Black	13.69"L x 3.0"W x 2.88"H	<b>HBLMAR3</b>



HBLMAR2


### Hubbell – Screw Type Face Plates

Description	Catalog Number
Duplex	<b>HBLST302SBK</b>
Style Line®	<b>HBLDE301SBK</b>
Toggle	<b>HBLTO310SBK</b>
Single Receptacle (1.56" Boss Dia.)	<b>HBLTL318SBK</b>
Single Receptacle (1.39" Boss Dia.)	<b>HBLTL319SBK</b>
Blank	<b>HBLBL300SBK</b>
3-Unit Hubbell iSTATION (See Network Wiring section Y for module options)	<b>HBLIMFSBK</b>
Hubbell 6-Port	<b>HBL317SBK</b>



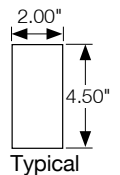
### Open Systems – Screw Type Face Plates

Description	Catalog Number
AMP-ACO	<b>HBLAM303SBK</b>
AMP 6-Port	<b>HBLAMP313SBK</b>
Krone®/Leviton®	<b>HBLKR314SBK</b>
SYSTIMAX®	<b>HBLLT309SBK</b>
Panduit Mini-Com®	<b>HBLPA308SBK</b>
NORDX® 6-Port (Cat. 5e jacks only)	<b>HBLNO309SBK</b>
Siemon CT® Series	<b>HBLSI305SBK</b>
Siemon MAX® Series	<b>HBLSI315SBK</b>
Ortronics Series II®	<b>HBLOR306SBK</b>
Ortronics TracJack®	<b>HBLORT322SBK</b>



Note: \*Catalog number indicated is Black, replace "BK" with the following to designate color: "GY" for Gray, "I" for Ivory and "WA" for White.

AMP is a registered trademark of Tyco Electronics Corp. Krone® is a registered trademark of Krone, Inc. Leviton® is a registered trademark of Leviton. SYSTIMAX® is a registered trademark of CommScope, Inc. Mini-Com® and Panduit® are registered trademarks of Panduit Corp. NORDX® is a registered trademark of Belden/CDT, Inc. MAX® and CT® Series are registered trademarks of The Siemon Company. TracJack®, Series II® and Ortronics® are registered trademarks of Ortronics/Legrand.



### Table Top Boxes

#### Low Voltage Only

Description	Finish	Dimensions	Catalog Number
Table Top box; 2 inch diameter hole; (1) keystone opening; Keystone modules sold separately.	Black Anod. Alum.	2.19" Diameter	<b>TTBKSBK</b>
	Clear Anod. Alum.		<b>TTBKSAL</b>
	Solid Brass		<b>TTBKSBR</b>
Table Top box; 2 inch diameter hole; (1) XLR microphone jack installed.	Black Anod. Alum.	2.19" Diameter	<b>TTBXLRBK</b>
	Clear Anod. Alum.		<b>TTBXLRAL</b>
	Solid Brass		<b>TTBXLRBR</b>



TTBKSBK



TTBXLRBK

#### Pre-Wired Dual-Service

Description	Finish	Dimensions	Catalog Number
Table Top box; 3.5 inch diameter hole; (1) pre-wired 15A outlet with 9 foot power supply cord; (1) 3.5mm screw terminal audio jack; (1) 15-pin gender changer F/F; (2) keystone openings; Keystone modules sold separately.	Black Anod. Alum.	3.88" Diameter	<b>TTBDS1BK</b>
	Clear Anod. Alum.		<b>TTBDS1AL</b>
	Solid Brass		<b>TTBDS1BR</b>
Table Top box; 3.5 inch diameter hole; (2) pre-wired 15A outlets with 9 foot power supply cord; (2) keystone openings; Keystone modules sold separately.	Black Anod. Alum.	3.88" Diameter	<b>TTBDS2BK</b>
	Clear Anod. Alum.		<b>TTBDS2AL</b>
	Solid Brass		<b>TTBDS2BR</b>



TTBDS1BK



TTBDS2BK

Note: See section A for power devices and section Y for datacom accessories.

## Features and Benefits

### Pre-Wired 2X2 USB Work Surface Pop-Up Box

Hubbell's UL listed 2X2 USB Work Surface Pop-Up Box is ideal for work surfaces, such as desks, which require power for a computer and USB charging for smart devices. Developed with coordination from the hotel industry, the Hubbell Pop-Up Box utilizes a pneumatic spring for providing a smooth action for opening and closing. Available in brushed aluminum or black powder coat, the Pop-Up Box is suited for installation with any modern décor.

Installation is simple and only requires a jig-saw or similar saw plus a screwdriver. The unit is supplied with a 5 foot cord with a molded plug end allowing it to be installed with ease. Designed to be installed into existing desks or by furniture manufactures. The Hubbell 2X2 USB Work Surface Pop-Up Box is ideally suited for any work surface application.

- cULus listed to UL962A for Furniture Power Distribution Units



**WSBUSB2X2ALU**



#### Box Design

- Gas-spring actuation for smooth opening and closing
- Die cast aluminum construction
- Rated for +10,000 open/close cycles
- Simple three-screw installation
- Unobtrusive low profile flange at 0.05 in.
- Charging convenience at the push of a button



#### USB Device

- 15A duplex with two USB charging ports, 3.8A USB charging capacity
- Tamper-resistant receptacle
- LED power indicating light
- Easily replaceable receptacle
- 5 ft, pre-wired, 12 gauge, 3 wire electrical cord - making it excellent for conference rooms or classrooms that are frequently rearranged



**WSBUSB2X2ALU**



**WSBUSB2X2BLK**

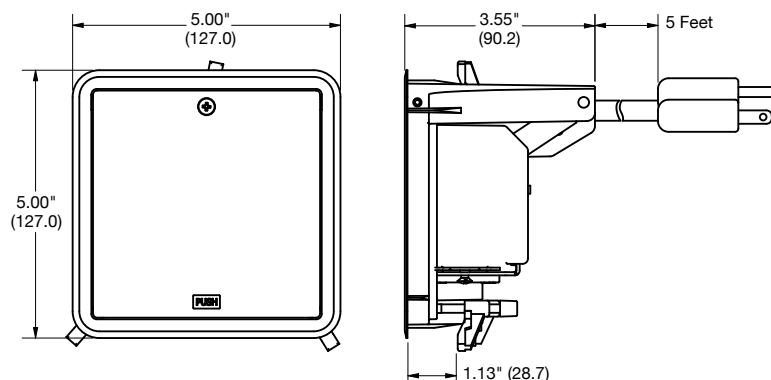
### 2X2 USB Work Surface Pop-Up Box

Surface Dimensions	Cut out dimensions	Product Depth	Maximum Surface Thickness	Finish	Catalog Number
5" x 5"	4.62" x 4.62"	3.55"	1.125"	Brushed Aluminum	<b>WSBUSB2X2ALU</b>
5" x 5"	4.62" x 4.62"	3.55"	1.125"	Black Powder Coat	<b>WSBUSB2X2BLK</b>

### Electrical Specifications

Voltage	Current	USB Charging Current	Plug Type	Cord Length
125V	15A	3.8A	NEMA 5-15P	5 Feet

### Dimensions



Dimensions in Inches (mm)

## Pre-Wired Furniture and Work Surface Connectivity Boxes, Surface Series

### Square Lift-Up Style

Description	Finish	Dimensions	Catalog Number
Two (2) pre-wired 15A outlets with 6 ft. power supply cord; 1-Unit opening for Hubbell iSTATION modules. Unit rotates up when in use and down to conceal services when not in use.	Black	5.75"L x 5.39"W x 4.25"H	<b>WSBC21UBK</b>



**WSBC21UBK**

### Square Mini Lift-Up Style

Description	Finish	Dimensions	Catalog Number
One (1) pre-wired 15A outlet with 9 ft. power supply cord; One (1) RJ-45 jack installed with 6 ft. patch cord.	Black Brushed Stainless Steel	3.7"L x 3.7"W x 2.93"H	<b>WSBA11BK</b> <b>WSBA11BSS</b>
Two (2) pre-wired 15A outlets with 9 ft. power supply cord (power only).	Black Brushed Stainless Steel	3.7"L x 3.7"W x 2.93"H	<b>WSBA2BK</b> <b>WSBA2BSS</b>



**WSBA11BK**

### Under Table Mount

Description	Finish	Dimensions	Catalog Number
Two (2) pre-wired 15A outlets with 9 ft. power supply cord; One (1) Low Voltage Plate included with 1-Unit opening for Hubbell iSTATION modules.	Black	6.50"L x 1.75"W x 2.25"H	<b>WSBD21UBK</b>



**WSBD21UBK**

### Work Surface Mount

Description	Finish	Dimensions	Catalog Number
One (1) pre-wired 15A outlet with 9 ft. power supply cord; One (1) Hubbell Keystone opening.	Black Silver	3.57"L x 2.19"W x 2.50"H	<b>WSBE11BK</b> <b>WSBE11SV</b>
Two (2) pre-wired 15A outlets with 9 ft. power supply cord; Two (2) Hubbell Keystone openings.	Black Silver	6.32"L x 2.19"W x 2.50"H	<b>WSBE22BK</b> <b>WSBE22SV</b>
Three (3) pre-wired 15A outlets with 9 ft. power supply cord; One (1) Low Voltage Plate included with 1-Unit opening for Hubbell iSTATION modules.	Black Silver	8.25"L x 2.19"W x 2.50"H	<b>WSBE31UBK</b> <b>WSBE31USV</b>
Mounting bracket with thumb screw (optional).	n/a	n/a	<b>WSBECLAMP</b>



**WSBE22SV**

### Recessed Concealed Services

Description	Finish	Dimensions	Catalog Number
Two (2) pre-wired 15A outlets with 6 ft. power supply cord; One (1) Low Voltage Plate included with 1-Unit opening for Hubbell iSTATION modules; Two (2) additional 1-Unit openings provided in base of unit.	Black Brushed Anod. Alum. Brushed Stainless Steel	8.98"L x 5.47"W x 2.97"H	<b>WSBB23UBK</b> <b>WSBB23UBAL</b> <b>WSBB23UBSS</b>
Four (4) pre-wired 15A outlets with 6 ft. power supply cord; Two (2) 1-Unit opening for Hubbell iSTATION modules provided in base of unit.	Black Brushed Anod. Alum. Brushed Stainless Steel	8.98"L x 5.47"W x 2.97"H	<b>WSBB43UBK</b> <b>WSBB43UBAL</b> <b>WSBB43UBSS</b>
Empty Enclosure with one (1) duplex opening, One (1) Low Voltage Plate included with 1-Unit opening for Hubbell iSTATION modules; Two (2) additional 1-Unit openings provided in base of unit; intended for field wiring.	Black	8.98"L x 5.47"W x 2.97"H	<b>WSBBHWBK</b>



**WSBB23UBK**

## Pre-Wired Furniture and Work Surface Connectivity Boxes, Surface Elite Series

### Grommet Style



**WSBF22BK**



**WSBFGROMSV**

Description	Finish	Dimensions	Catalog Number
Two (2) pre-wired 15A outlets with 6 ft. power supply cord; two (2) Hubbell Keystone openings.	Black Silver	8.62"L x 3.0"W x 2.25"H	<b>WSBF22BK</b> <b>WSBF22SV</b>
Flush grommet cover with dust shield.	Black Silver Brushed Aluminum Brushed Stainless Steel	5.68"L x 3.39"W x 0.96"H	<b>WSBFGROMBK</b> <b>WSBFGROMSV</b> <b>WSBFGROMBAL</b> <b>WSBFGROMBSS</b>



**WSBFGROMBK**



**WSBFGROMSV**



**WSBFGROMBAL**



**WSBFGROMBSS**

## Pre-Wired Work Surface Elite Series

### Recessed Concealed Services



**WSBG43USV**

(cover doors shown open)

Description	Finish	Dimensions	Catalog Number
Four (4) pre-wired 15A outlets with 6 ft. power supply cord; three (3) low voltage openings which allow for three (3) 1-unit Hubbell iSTATION modules.	Black Silver Clear Anodized Black Anodized	15.0"L x 9.0"W x 6.25"H	<b>WSBG43UBK</b> <b>WSBG43USV</b> <b>WSBG43UBAL</b> <b>WSBG43UBBA</b>

### Pop-Up Style\*



**WSBH42U with WSBHTRBK**

Description	Finish	Dimensions	Catalog Number
Base unit with four (4) pre-wired 15A outlets with 6 ft. power supply cord; two (2) low voltage plates included with 1-unit opening for Hubbell iSTATION modules.	—	8.90"L x 8.90"W x 13.9"H	<b>WSBH42U*</b>
Trim ring and decorative round top.	Black Brushed Stainless Steel	5.25" Diameter 5.25" Diameter	<b>WSBHTRBK</b> <b>WSBHTRBSS</b>

Note: \*WSBH42U is CSA Certified only.

### Replacement Low Voltage Data Plates



**WSBPLATE1**



**WSBPLATE2**

Description	Finish	Dimensions	Catalog Number
Non-metallic low voltage plate, blank.	Black	3.18"L x 1.88"W	<b>WSBPLATE1</b>
Non-metallic low voltage plate, 1-unit Hubbell iSTATION cut-out.	Black	3.18"L x 1.88"W	<b>WSBPLATE2</b>



# Floor Boxes

## Features and Benefits

### AV In-Wall Enclosure

Hubbell's netSELECT® Flat Panel Television (FPTV) connection enclosure delivers high-density connectivity and power in the wall. This allows flat panel displays and interactive "smart" boards to sit flush against walls with no dangling cords. It quickly installs to studs or sheetrock without additional components or hardware.

- Optional screw on cover reduces tampering
- cULus 1863 Listed



NSAV62M



#### Box Design

- Flush against walls installation
- Sheet metal base white powder coat finish
- Accepts standard electrical boxes
- Integrated cable management



#### Mounting

- Multiple device mounting options
- 1½ and 1¼ inch conduit knockouts
- Easily mounts to studs or sheetrock
- Easily replaceable receptacle
- Trim ring covers rough in

### FPTV Connection Enclosure

Description	Color	Catalog Number
2-Gang In-Wall enclosure.	White	<b>NSAV62M</b>
Steel cover for NSAV6 series.	White	<b>NSAV6C</b>
4-Gang In-Wall enclosure.	White	<b>NSAV124M</b>
Steel cover for NSAV12 series.	White	<b>NSAV12C</b>

### Power Kits (For use with NSAV62M only)

Description	Color	Catalog Number
Standard power kit.	White	<b>NSOKPTR</b>
Surge protected power kit.	Blue	<b>NSOKPS</b>

### AV Connectors and Plates

Description	Color	Catalog Number
1-Gang blank plate.	White	<b>NP14W</b>
1-Gang decorator plate.	White	<b>NP26W</b>
1-Gang Hubbell iSTATION plate.	White	<b>IMF1W</b>
1-Gang 4-port Keystone plate.	White	<b>NSP14W</b>
1-Port HDMI frame.	White	<b>NS801W</b>
2-Port HDMI frame.	White	<b>NS802W</b>
HDMI snap fit.	White	<b>SFHC14W</b>
F-connector snap fit.	White	<b>NSF70W</b>
Usb A-to-B snap fit.	White	<b>SFUSBABW</b>
Cat 6 snap fit jack.	White	<b>NSJ6W</b>

Note: See Network Wiring section Y for other connector options.



### AV Ceiling Enclosure

The AV Ceiling Enclosure is designed to work with active AV devices to integrate AV distribution, data connections and power in one location, providing a direct connection to a projector or a display device. An additional AV/data kit can be added or customized to address all connector, mounting and patching needs, reducing multiple pieces on site.

- Manage multiple applications inside one enclosure
- Flush mounted, white enclosure for consistent look when mounted in the ceiling
- Loaded with two Hubbell 20A duplex receptacles and a 2-gang back box
- All steel rugged construction provides the ultimate strength for installation



AVCE1H

### AV Ceiling Enclosure

Description	Height Inches (mm)	Width Inches (mm)	Depth Inches (mm)	Color	Catalog Number
AV ceiling enclosure.	12" (305)	24" (610)	8" (203)	White	<b>AVCE1H</b>

Note: Enclosure includes two 20 amp duplex receptacles and 2-gang back box.

## Gangable AV and Large Capacity Wall Boxes



HBL985



HBL985 and HBL986 with HBL989 Low Voltage Partition



HBL986



HBL989

### Gangable AV Wall Boxes

Box	Dimensions	Top Knockouts	Bottom Knockouts	Back Knockouts	Catalog Number
2-Gang, 2 in. KO, 54 in. <sup>3</sup> capacity	H: 4.21 in. W: 4.06 in. D: 4.0 in.	(2) ½" (2) ½" - ¾" TKO*	(1) 1", 1¼", 1½" and 2"	(2) ½" - ¾" TKO	<b>HBL985</b>
3-Gang, 2 in. KO, 79 in. <sup>3</sup> capacity	H: 4.21 in. W: 5.87 in. D: 4.0 in.	(3) ½" (3) ½" - ¾" TKO*	(1) ½" (1) ½" - ¾" TKO* (1) 1", 1¼", 1½" and 2"	(3) ½" - ¾" TKO	<b>HBL986</b>
4-Gang, 2 in. KO, 104 in. <sup>3</sup> capacity	H: 4.21 in. W: 7.69 in. D: 4.0 in.	(4) ½" (4) ½" - ¾" TKO*	(1) ½" (1) ½" - ¾" TKO* (2) 1", 1¼", 1½" and 2"	(4) ½" - ¾" TKO	<b>HBL987</b>
6-Gang, 2 in. KO, 154 in. <sup>3</sup> capacity	H: 4.21 in. W: 11.31 in. D: 4.0 in.	(6) ½" (6) ½" - ¾" TKO*	(1) ½" (1) ½" - ¾" TKO* (2) 1", 1¼", 1½" and 2"	(6) ½" - ¾" TKO	<b>HBL988</b>

Note: \*TKO (Tangential Knockout).

### Low Voltage AV Wallbox Partitions

Compatible With	Compatible Mud Ring Depth	Description	Quantity	Catalog Number
HBL985 and HBL986	½", ¾" and 1¼"	Solid divider	1	<b>HBL989</b>
		With pass-thru capability	1	<b>HBL989AVD</b>



HBL260



Front



Back (Cutaway)



Front



Back (Cutaway)

Note: Cutaway images are for demonstration purposes only.

### 2-Gang Large Capacity Wall Box - 66.7 Cubic Inch Capacity

Description	Dimensions	Knockouts Sides*	Knockouts Back*	Catalog Number
Square 2-gang wall box	4 <sup>1</sup> / <sub>16</sub> "H x 4 <sup>1</sup> / <sub>16</sub> "W x 3 <sup>1</sup> / <sub>4</sub> "D	(2) ¾" - 1" TKO; (2) 1" - 1¼" TKO; (2) 1" - 2" conc. KO	(2) ¾" - 1" TKO (2) ½" TKO	<b>HBL260</b>

Note: Use with industry standard 4<sup>1</sup>/<sub>16</sub>" square mud rings for 1- or 2-gang applications.  
\*TKO (Tangential Knockout)

### 3-Gang Large Capacity Wall Box - 113.3 Cubic Inch Capacity

Description	Dimensions	Knockouts Sides	Knockouts Back	Catalog Number
Square 2 or 3-gang wall box	4 <sup>1</sup> / <sub>16</sub> "H x 7 <sup>3</sup> / <sub>4</sub> "W x 3 <sup>1</sup> / <sub>4</sub> "D	(4) ½" - ¾" TKO, (4) ¾" - 1" TKO, (2) 1" - 1¼" TKO, (2) 1" - 2" conc. KO	(2) ½" - ¾" TKO, (2) ¾" - 1" TKO, (2) 1" - 1¼" TKO	<b>HBL263</b>

Note: Use with industry standard 4" square mudrings for 1- or 2-gang applications.

### 2-Gang Mud Rings - Compatible with HBL260

Description	Capacity (cu. in.)	Catalog Number
⅝" height	7.3	<b>HBL818</b>
¾" height	8.8	<b>HBL840</b>
1" height	12.0	<b>HBL819</b>
1¼" height	15.0	<b>HBL820</b>

### 3-Gang Mud Rings - Compatible with HBL263

Description	Capacity (cu. in.)	Catalog Number
½" height	10.1	<b>HBL792</b>
⅝" height	12.3	<b>HBL793</b>
1¼" height	24.3	<b>HBL794</b>



HBL792



HBL794



HBL981

### Low Voltage Partitions

Compatible With	Compatible Mud Ring Depth	Description	Quantity	Catalog No.
HBL260 and HBL263	½", ¾" and 1¼"	Solid divider	1	<b>HBL981</b>
		With pass-thru capability	1	<b>HBL981AVD</b>