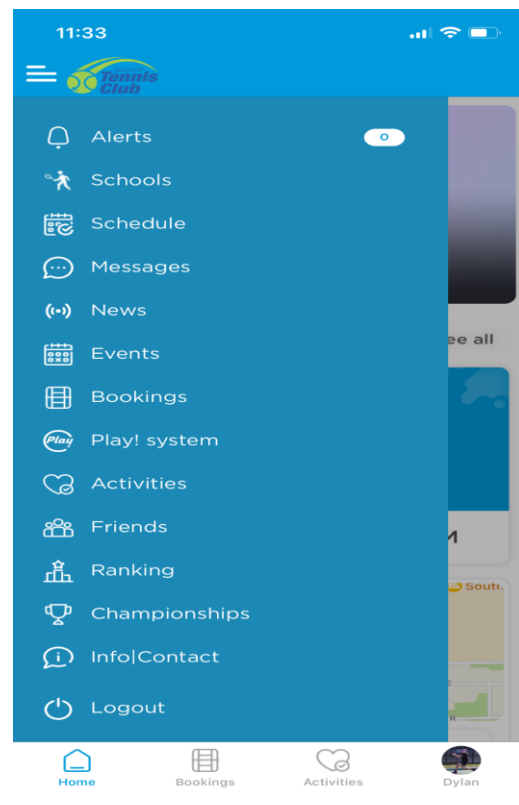
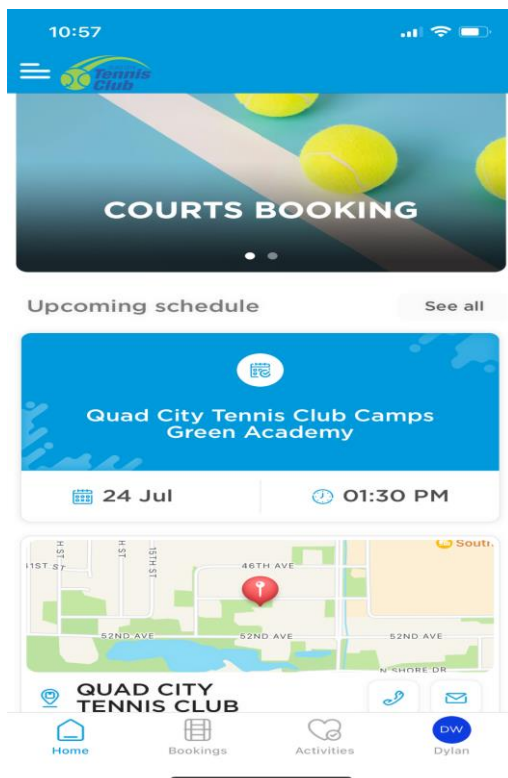


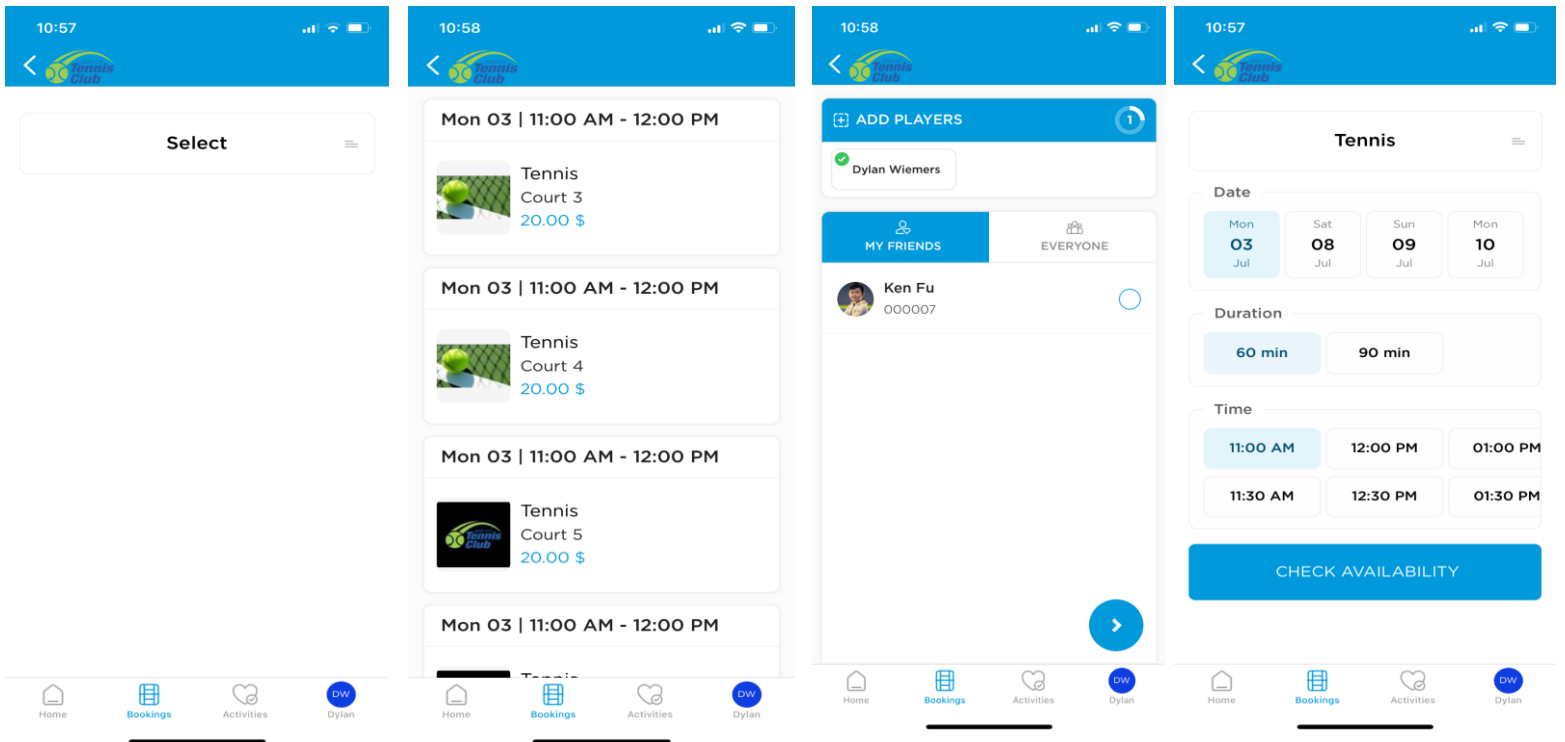
Home Page

- In the QCTC App, the home page is a display of all our upcoming classes/reservations. This will also give you access to any upcoming news that we have about the tennis club.
- To get to this screen on the right, you have to click on the three horizontal lines.
- Once you are here, you have the ability to do almost everything that this app has to offer including...
 - Registering for a camp
 - Checking the daily court sheet
 - Messages with your QCTC friends
 - Events in the future
 - Ability to book a court (bookings)
 - Your rankings
 - Tournaments hosted by the QCTC



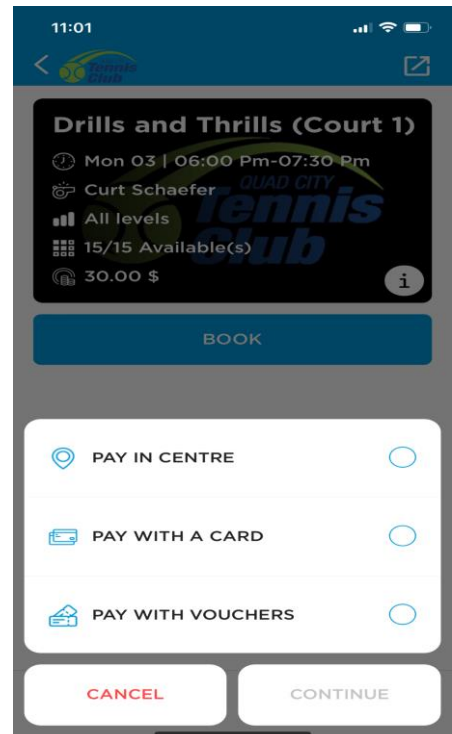
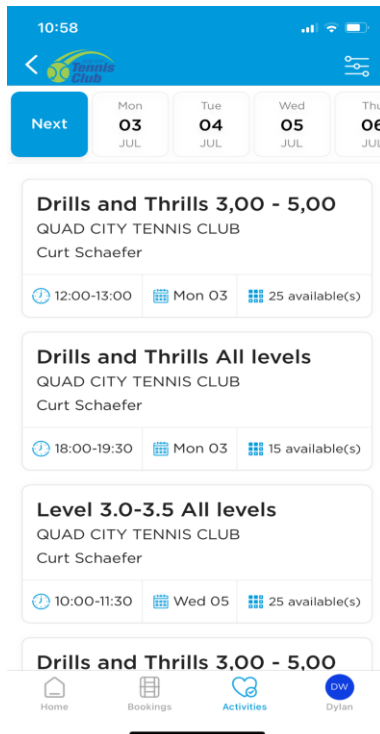
Bookings Page

- The second tab on the bottom is the bookings page where you are able to book a court.
- Once you select either tennis or pickleball, you will have the option to select a date and time in which you wanna play. You will have to check the availability to make sure there is a court empty in your time frame
- You will only be able to book a court online if you are a member of the quad city tennis club!
- This is the screen that will appear as you “check availability”, when you click on one of the courts, you will be able select your friends that you will be sharing the court with. This will even out the pricing per person per court.



Activities Page

- The Activities Page is only for drop-in classes at the moment. If you have a membership which includes tennis unlimited or drills and thrills unlimited, you will not have to pay but you can book your spot online to insure your spot in the class.
- Once you select a class, it will give you options of what dates and times that class is scheduled to run.
- Once you select a class, you will be able to book that class which will automatically put your name on the roster for that day
- We recommend that you pay with a card online before you come in. In the future, we will be utilizing vouchers but for now you will either pay at the club or online.



Profile Page

- This page is mainly for paying your debts, changing your passwords, updating your profile picture, and buying vouchers in the future.
- If you click on “fees” and then “subscribe”, you will be able to see all of our packages that we offer here at the QCTC. Once you click on the blue button when it gives you the pricing, it will take you to a payment center.
- If you click on “debts” you will be able to see all the outstanding transactions that are on your account that you have not paid for yet. We suggest you pay these right away.
- The second picture is under “account” and then “levels”. Make sure you adjust your level to make sure you meet certain requirements for classes.

