


Red Admiral on Purple Coneflower



Tiger Swallowtail on Joe Pye Weed



American Lady on Butterfly Weed



American Lady Caterpillar and Chrysalis

Butterfly References:

North American Butterfly Association (NABA), www.naba.org

Wisconsin Butterflies, www.wisconsinbutterflies.org

Butterflies of the North Woods by Larry Weber

Kollath & Stensaas Publishing

The Life Cycles of Butterflies by Judy Buris and Wayne Richards

Storey Publishing




This publication was produced by SouthEast Wisconsin Master Gardeners using university research-based information.

BUTTERFLY HABITAT GARDENING



A guide to enjoying,
attracting, and
helping butterflies



Monarch on Sullivant's Milkweed

Butterflies can add extra color and life to any yard or garden. A little extra planning can increase the number and variety of butterflies visiting your garden.

Evaluate the growing conditions in your yard. Locate your butterfly habitat garden in a sheltered, but sunny location, as butterflies spend the majority of their time in the sun.

Butterfly habitat gardens can be grown in containers, small beds or large open fields. The habitat should include plants for the entire life cycle of a butterfly. Nectar plants provide a food source for butterflies and larval plants provide food for caterpillars. Butterflies lay their eggs on larval plants, which will be eaten by the emerging caterpillars.

Select plants suited to the growing conditions and size of your garden area. Develop a plan that allows for diversity in height and for continuous bloom time of the plants selected. Use several of each kind of plant grouped together in clumps.

A successful habitat garden should include several important features to attract a variety of butterflies. These features include:

Plants – Plants with purple, orange, yellow or red flowers attract butterflies. Desirable plants have clusters of short tubular flowers with space for butterflies to land and perch on while feeding. Whenever possible, include native plants.

Larval/food plants for caterpillars – See plant lists.

Nectar/food plants for butterflies – See plant lists.

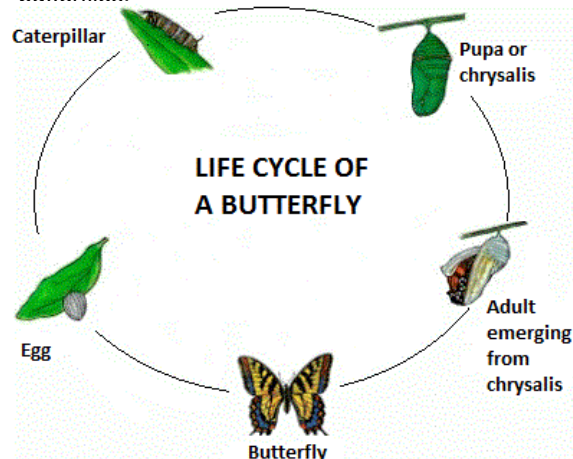
Shelter – Trees and shrubs provide shelter and resting places for butterflies. Wood and leaf piles provide shelter for overwintering types of butterflies.

Warming surfaces – Provide flat rocks or surfaces for sunning. Butterflies rest on rocks and exposed soil to capture the sun's rays and warm their bodies.

Water – Natural or man-made shallow puddles or damp areas provide minerals and other nutrients for some male butterflies. This behavior is called puddling.

You may need to change some of your pest control methods. AVOID USING PESTICIDES. Some of the products used to kill undesirable insects also can kill butterflies. Use insecticidal soaps, barriers, traps and other non-chemical controls.

Butterflies travel in small numbers and will appear sporadically in your yard. They are most active between 11:00 AM and 3:00 PM. Ready your camera to capture garden beauty, along with visiting butterflies.



SUGGESTED PLANTS FOR A WISCONSIN BUTTERFLY HABITAT GARDEN

(L) – Larval (caterpillar) food (N) – Nectar (butterfly) food

Annuals

Antirrhinum majus – Snapdragon (L) Common Buckeye
 Cleome spp. – Spider plant (L & N) Cabbage White
 Lantana spp. – Lantana (N)
 Pentas spp. – Pentas (N)
 Tagetes spp. – Marigold (L & N) Dainty Sulphur
 Verbena spp. – Verbena (N)
 Zinnia elegans – Zinnia (N)

Herbs

Agastache funicular – Anise Hyssop (N)
 Anethum graveolens – Dill (L) Black Swallowtail
 Borago officinalis – Borage (L & N) Painted Lady
 Foeniculum officinale – Fennel (L) Black Swallowtail
 Nepeta spp. – Catmint (N)
 Petroselinum crispum – Parsley (L) Black Swallowtail

Biennials

Alcea rosea – Hollyhock (L) Painted Lady, Gray Hairstreak
 Dianthus barbatus – Sweet William (N)

Perennials

Achillea spp. – Yarrow (N)
 Anaphalis margaritace – Pearly Everlasting (L) American Lady
 Asclepias spp. – Milkweeds (L & N) Monarchs
 Aster novae-angliae – New England Aster (L & N) Pearl Crescent, Checkerspot
 Cassia hebecarpa – Wild Senna (L) Sulphurs, Yellows
 Coreopsis spp. – Coreopsis (N)
 Echinacea purpurea – Purple Coneflower (N)
 Eupatorium spp. – Joe Pye Weed (N)
 Gaillardia puchella – Blanketflower (N)
 Helianthus spp. – Sunflower (N)
 Liatris spp. – Liatris (N)
 Monarda spp. – Beebalm (N)
 Phlox paniculata – Phlox (N)
 Rudbeckia fulgida – Black-eyed Susan (N)
 Sedum spectabile – Sedum (N)
 Solidago spp. – Goldenrod (N)
 Vernonia fasciculata – Ironweed (N)
 Viola spp. – Violets (L) Fritillaries

Grasses, Shrubs and Vines

Aristolochia macrophylla – Dutchman's Pipe (L) Pipevine Swallowtail
 Buddleia davidii – Butterfly Bush (N)
 Ceanothus americanus – New Jersey Tea (L & N) Spring Azure
 Cornus spp. – Dogwood (L) Spring Azure
 Salix spp. – Willows (L) Mourning Cloak, Tiger Swallowtail, Viceroys
 Grasses spp. – (L) Skippers, Wood Nymphs
 Syringa spp. – Lilac (N)