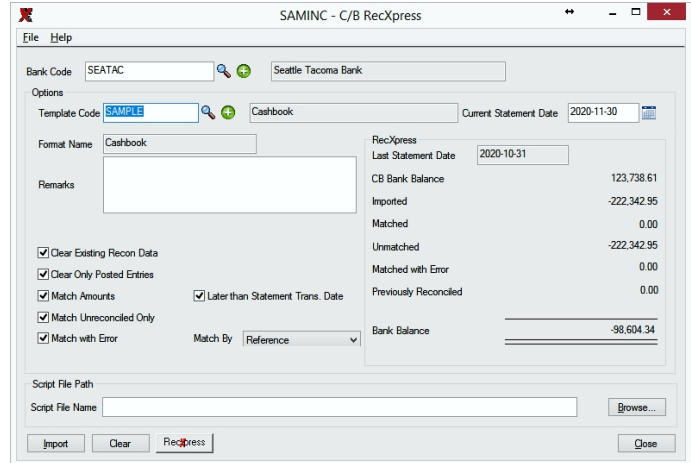


Developing Solutions for Sage 300 ERP for over 35 Years

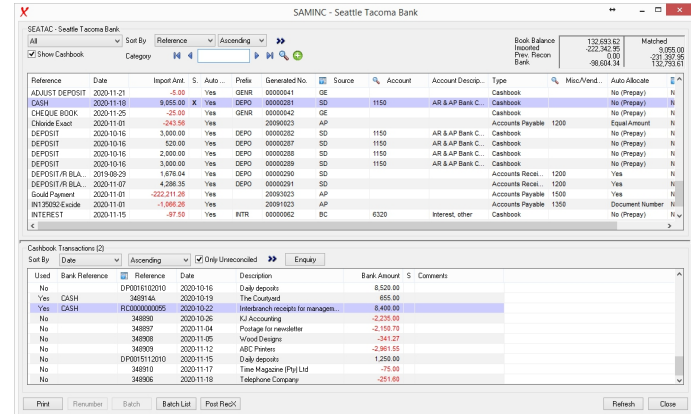
Save yourself many hours if not days and eliminate processing errors by importing and generating entries directly from your bank statement for a truly automatic reconciliation.

A tool that will exponentially improve the way you enter and reconcile your bank entries. Revolutionary in design, RecXpress has been developed to save you time and money and to make your Cashbook month end procedure quick and easy. It will eliminate the pressure of ensuring all entries going through your bank account will be processed and posted to the correct accounts and will ensure your reconciliation is achieved as simply and efficiently as possible. Not only are the entries processed correctly but the entries are automatically generated instead of you having to capture the entries manually. By setting up templates and creating rules you are able to control how the entries are generated directly from the bank statement and created in your company GL, AR and AP. The more rules you create the more automated the transaction generation becomes.



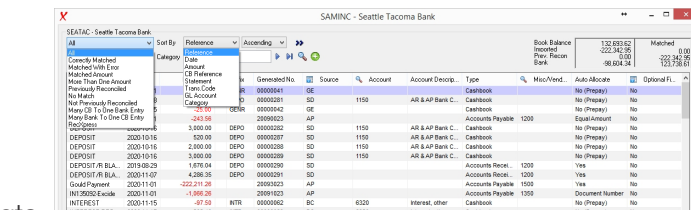
## Direct benefits are

- No entries need to be manually entered in Cashbook.
- Repetitive entries can be re-generated each month.
- Numbering sequences can be defined using unlimited categories and prefixes.
- Complete your reconciliation effortlessly in a fraction of the time.
- No more worrying about not allocating to the correct GL Account.
- No more worrying about balancing back to your bank statement.
- No more worrying about missing any entries in your bank statement.



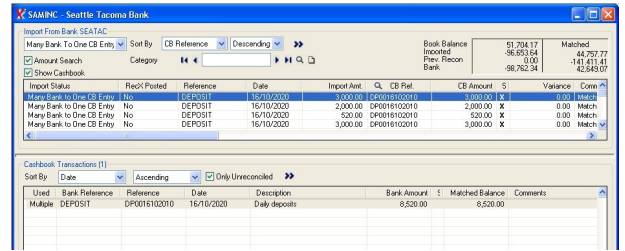
## RecXpress Features Include

- Importing predefined formats from your bank easily.
- Matching entries by cheque number, bank amount and date.
- Do Multiple Matching with Many Cashbook entries to One Bank Statement entry and vice versa."
- Defining matching criteria like GL account allocations and tax information to create entries automatically from your bank statement.
- Creating entries directly in Cashbook for Bank Charges, EFT Payments, Transfers, Stop Orders and many more.
- Allocating payments from your bank statement directly to AP Vendor and AR Customer invoices.
- Generating an entry with multiple detail lines from one entry on your bank statement using distribution sets in Cashbook.

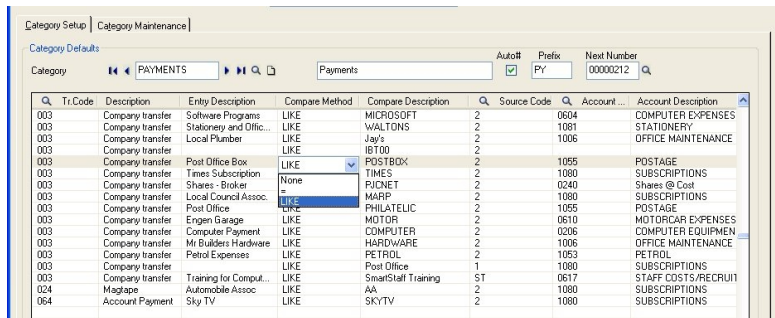


# RecXpress Lets You Match Multiple Entries

- Match multiple Cashbook entries to one bank statement entry.
- Match multiple bank statement entries to one Cashbook entry.
- Match by amount and date.
- Create variance amount entries from Matched With Error entries.



## Create RecXpress Rules



Templates can be created for entries that are repeated each month in your bank statement. Assign default information to your bank statement entries such as:

- Entry Description
- Distribution Code
- Account Code
- Tax Group
- Sales or Purchases
- Distribution Sets for Multiple Allocations
- AR and AP allocations
- Comments

## Why Use RecXpress?

- Your bank's custom format provides a perfect fit. Over 220 banks already defined internationally.
- Initial matching gives you 99% accuracy by matching by check or amount/date.
- User friendly screen to match entries not yet matched correctly.
- Many to one and one to many matching give you complete reconciliation.
- Balance and last statement date automatically entered from statement.
- Generates recurring entries saving hours of manual user capturing.
- Complete accuracy of entries guaranteed from user defined templates.

Established in 1983, Peresoft Software has become the undisputed leader in developing Cash Management solutions for Sage 300 ERP. Over the past three decades Peresoft's flagship product, Cashbook, has been established as the de facto Cash Management solution for Sage 300 ERP internationally.

Today an award-winning reputation has earned Peresoft one of the most trusted names in the development of solutions that both enhance and extend the functionality of Sage 300 ERP products. Peresoft products are sold and supported by more than 500 dedicated Solution Providers around the world.

All products are developed using the Sage SDK.

For more information about these and other Peresoft products, please visit us at:  
[www.peresoft.com](http://www.peresoft.com)



Peresoft Software and Support (Pty) Ltd. (+27-21-790-2119), South Africa. Cape Town: P.O. Box 26715 Hout Bay 7806  
Internet: [www.peresoft.com](http://www.peresoft.com)

Peresoft, RecXpress and Peresoft Cashbook are registered trademarks of Peresoft Software and Support (Pty) Ltd. All other names are the property of their respective owners.

