

the **Huntington**


POWERED BY KensingtonGlass™



Sleek, elegant, handcrafted, energy-efficient replacement vinyl windows that enhance the beauty of your home.

Performance and Durability in an Elegant Design

Available in a wide variety of styles, Kensington HPP windows enhance the beauty of your home and are virtually maintenance-free.



The Huntington vinyl window series, POWERED BY **KensingtonGlass™** will improve the energy efficiency of your home while adding beauty with its classic architectural appeal. These beautiful windows not only give you the indoor comfort you desire but can help reduce your heating and cooling use.

Every Kensington HPP window is crafted using finest fusion welded extruded vinyl frames, making them stronger and more durable than traditional aluminum windows, without the high cost of maintenance required by wood. Quality construction is what homeowners come to expect from Kensington HPP, and all of our windows meet those standards.



The Empire State Building upgraded all 6,514 double hung windows with Southwall Heat Mirror technology – the same technology used in high performance KensingtonGlass packages available for your home!



The Huntington Features:

- KensingtonGlass with Southwall Heat Mirror® technology to boost thermal performance* for Increased indoor comfort – warmer in the winter and cooler in the summer
- Industry Leading Whole Window R Values as high as 5.6 in the DH and 7.1 in the PW.
- Ultimate UV protection reduces damage and fading to floor, fine art, and furniture
- Helps to increase the energy efficiency of your home
- Reduced condensation
- Curb appeal for your home
- Limited lifetime warranty

*Based on KensingtonGlass option selected.

Visit www.KensingtonHPP.com for details.

Innovative Window Technology

Every Huntington window style improves thermal performance and can reduce energy expenses

POWERED BY KensingtonGlass™



The Anatomy of Energy Efficiency

At the heart of a Kensington HPP window is a cutting-edge, energy-efficient technology that features an advanced insulating glass package optimized to enhance the overall performance of your window. In combination with thermally-insulated frames, KensingtonGlass creates some of the most energy-efficient replacement windows in the industry – the right windows for your home and your budget!



**Most Efficient
2017**

www.energystar.gov

- 1** Southwall Heat Mirror® technology glass packages exceed all of the insulation characteristics of triple-pane glass without any of the design limitations of size and weight typical of triple-pane glass systems.
- 2** A combination of inert gases are used to fill the dual insulating glass cavities. These harmless gases provide a superior insulating capability against the transfer of heat or cold from the outside.
- 3** Our CFC-free closed cell foam-filled frame and sash are virtually maintenance free and made from pure first run vinyl offering greater durability, strength and thermal insulation not found in traditional window materials.
- 4** State of the Art Low-E glass coatings are applied to the film and/or glass to keep winter warmth in and summer heat out with 99.7% Ultra Violet blockage.
- 5** The Huntington, powered by Kensington glass, features a warm edge spacer system that reduces condensation and improves thermal efficiency.
- 6** The combination of thermal coatings, Southwall Heat Mirror technology, dual seal sealant system consisting of polyisobutylene and polyurethane, insulating gases, and a warm edge spacer system creates unique, high-performing glass packages that are designed for your specific home and climate.



Advanced Window Design

The Huntington can improve the thermal performance in your home and help reduce heating and cooling usage.

Double Hung Windows

Kensington Windows and Huntington Series double hung windows offer a timeless look coupled with superior window insulating technology.

Features:

- 12 point, fusion-welded frames and sashes add strength and longterm durability
- Insulated, multi-chambered frame construction increases thermal performance
- Maintenance free, solid vinyl lineal that never needs painting
- Tilt, rotate, or lift window panes in for easy cleaning inside your home
- Heavy-duty extruded aluminum screen frame with BetterVue® fiberglass screen mesh
- Slim interior sash design allows for greater glass area
- Dual-seal weatherstripping at the sill and head pocket. Triple Duel-seal on the sash.
- Slider features a weep gate system that allows water to drain, and prevents air and insects from entering
- Double hung features a sloped sill for water drainage



Five Degree Sloped Sill

Our true five degree slope sill runs water away and keeps air out. With our frame completely sealed and filled with CFC-free closed-cell foam, our double hung does not require frame weep holes.

Unique ILS™ Interlocking Sill

The ILS sash to sill interlock system creates an impenetrable air and water block along with the duel sealing system. The ILS prevents Negative and Positive air pressures from moving the bottom of the sash.

Deluxe Vent Limit

Easy operating deluxe vent latches limit movement of lower sash to restrict the size of the ventilated opening. The vent latches snap out to let in the evening breeze.

Deluxe Vent Limit And Recessed Tilt Latches

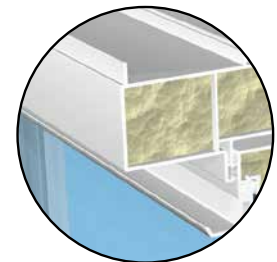
Aesthetically pleasing tilt latches allow you to clean the glass safely from inside your home. Vent limitation allows a restricted sash movement and peace of mind.

Performance Enhanced Sashes

Easy operating cam lock and keeper secure and seal both sashes. Combined with the full length CMR interlock system, air infiltration is lower than the industry standard.

Multi-Level Weather Seals

Duel Pocket style weather stripping located in the head pocket and the sill system. Triple reinforced mylar weather strips on the sash to jamb lineal. These features create an industry leading low air infiltration rate of .03 cfm's



Insulated Frame



Casement and Awning Windows

Capture the right amount of breeze, and direct fresh air into your home with casement and awning windows. These styles of windows can be mulled together as twins, triples, or in combination with picture windows

Operating Mechanism

The sophisticated operating mechanism maximizes the sash opening for full ventilation and easy cleaning. The easy-rotating, fold down lever moves the sash with a simple one-handed operation.

Continuous Interlock System

When closed and locked, the casement window is secured with a continuous interlock system. Continuous interlocks at sash meeting rail as well as our exclusive bottom sash interlock create a weather tight and secure seal. With the flip of a single lever, the casement's locking system is engaged. When fully closed, the mechanism activates the continuous interlocks and securely anchors the sash in place.

Folding Handle

Convenient folding handle allows for simple, one-handed operation, then folds flat to minimize obstruction of blinds and draperies.

Unmatched Energy Efficiency

The Huntington casement boasts .02 CFM/sqft air infiltration number, exceeding the .3 CFM/sqft NFRC requirements



Folding Handle



Continuous Interlock System



Sliding Windows

Simple in design and long lasting, The Huntington sliding windows offer elegant, wide-open views without horizontal obstructions. These windows are available in twin and triple sliding units.

Pull Rail & Twin Tandem Brass Rollers

The full length pull rail and twin tandem brass rollers located near each corner of the sash allow it to glide effortlessly across the sill. The easy-to-clean sill track maintains the smooth, one-handed operation throughout the life of the window.

Extruded Pressure Fit Screen

The integral dual screen track anchors the screen into place. Featuring an integral finger-lift slot for easy operation.

Durable Sash Handles

The Huntington sliding windows feature highly durable sash handles with a clean, elegant design.

State-of-the-Art Design

Our contemporary sliding windows are designed to provide energy efficiency and ease of maintenance by allowing you to access and clean the exterior panes of glass from inside your home.



Bay, Bow and Garden Windows

Bring an extended, panoramic view of the outdoors into your home with an elegant garden, bay or bow window.

Bay and Bow Window Features

- Bow windows available in 3-, 4- and 5-lite layout
- Bay windows available with casements or double hung window styles
- Internal, concealed turn-buckle/cable support system for superior structural integrity is standard
- Windows are mounted to structural wood support (timberstrand) providing superior strength
- All exposed exterior wood members protected by rigid vinyl capping system
- Roof and other exterior support accessories available
- Insulated 2-7/8" thick super seat for a R-7.5 rating

Options for Bay and Bow Windows

- Dupont Corian® seat adds beauty and durability. Available in Cameo White and 5 decorative colors.
- Maintenance free laminates available on the seat or all interior surfaces.
- Please ask your dealer about factory staining as well as a variety of Corian and laminate seat finishes.

Insulated Seat

Your bay or bow window comes with an insulated seat board comprised of a three-layer base. An interior layer of 1-1/4" furniture grade oak or birch veneer is ready for staining or painting. An exterior supporting layer of 3/4" marine plywood is separated by a 1" structural foam insulation layer that protects your home from the weather.



Insulated
Seat

Garden Window Features

- 1-1/8" premium grade cabinetmaker quality oak and birch veneer for superior quality and aesthetics.
- Side casements are hinged on the outboard jamb to provide maximum ventilation.



Designer Avonite Seat Boards



Technical Performance Specifications

*For regional specific glass ratings, ask your home improvement specialist for details

Styles	Kensington Glass KG4				KensingtonGlass KG7				KensingtonGlass KG9			
	U-Factor	R-Value	SHGC	VT	U-Factor	R-Value	SHGC	VT	U-Factor	R-Value	SHGC	VT
Picture Window	0.26	3.8	0.23	0.53	0.17	5.9	0.2	0.47	0.14	7.1	0.2	0.47
Casement/Awning	0.25	4.0	0.17	0.4	0.18	5.6	0.16	0.35	0.17	5.9	0.16	0.35
Double Hung	0.26	3.8	0.21	0.48	0.2	5.0	0.19	0.43	0.18	5.6	0.18	0.43
Slider	0.27	3.7	0.21	0.48	0.2	5.0	0.18	0.42	0.18	5.6	0.18	0.42
Sliding Patio Door	0.3	3.3	0.2	0.45	0.22	4.5	0.18	0.39	0.21	4.8	0.18	0.39
Swing Patio Door	0.31	3.2	0.19	0.43	0.24	4.2	0.17	0.38	0.22	4.5	0.17	0.38

Energy Efficient Numbers You Should Care About

In a window, numbers matter. Coldness and heat can come through any poorly designed window. That's why it is important to know everything you can about your windows.

Full frame window values vs. Center-of-Glass (COG) values: Poorly insulated window frames can transfer unwanted heat or cold into your home. That's why it is important to know the insulating capabilities of the entire window, not just the center of glass. Full frame R-value or U-factor will tell you how good your entire window is at insulating.

U-factor: Measures the rate of heat transferred by a window and how well it insulates. The lower the U-factor, the better the insulating properties.

R-value: R-Value is a standard measure of heat loss through a partition, such as a wall, window, or door. The higher the R-Value, the better its insulating properties.

Solar Heat Gain Coefficient (SHGC): Measures the percent of solar heat that actually enters through a window. The smaller the number, the better the window is at preventing solar heat from entering your home.

Visible Light Transmission (VT): Measures how much light comes through the glass. The lower the number, the less visible light is transmitted.

UV Blockage: Measures the percentage of damaging solar radiation that is blocked and not allowed to enter your home. The higher the percentage, the less fading and damage to your furnishings and carpet.

Frame / Hardware Color Options






Combinations					
Interior Color	White	Tan	Light Oak	Cherry	Pecan
Hardware Color	White	Tan	Tan	Champagne	Champagne
Exterior Color	White	Tan	White/Tan	White/Tan	White/Tan

Optional Exterior Finishes

(Custom colors available as well)

				
Hunter Green	Taupe	Brown	Tan	Bronze


Patio Door Hardware

				
Polished Brass (Standard with woodgrain and/or exterior painted)	Antique Brass (Optional)	Satin Nickel (Optional)	White (Color match to door)	Tan (Color match to door)







Designer Grille & Glass Options

Between The Glass Grille pieces between the panes of glass create the desired look while preserving the smooth, easy-to-clean glass surface inside and outside. Pencil, Perimeter and Single Line Prairie grid styles also available. For that special touch of elegance V - Grooved cut glass patterns simulate the same patterns as our interior Grilles



Grille Colors and Styles

				
Colonial	Flat, Contoured	Flat, Contoured	Pencil	Flat, Contoured
Queen Anne	Flat, Contoured	Flat, Contoured	Pencil	Flat, Contoured
Diamond	Flat	Flat	n/a	n/a

*Visit www.KensingtonHPP.com to view a complete list of products.



POWERED BY KensingtonGlass™



About Kensington HPP,™ Inc.

With an average of 25 years of experience on our fabrication floor, Kensington HPP, Inc. is a leader in affordable, high performance products through our exclusive dealership network.

When you invest in our products for your home and family, you get a commitment from the Kensington HPP family to provide you with the most reliable products that will keep you and your family comfortable and secure.

For more information, visit www.KensingtonHPP.com.

