

B&D
MANUFACTURING
safe efficient solutions




Improving safety *while* increasing production.



UNDERGROUND


EQUIPMENT & PRODUCT GUIDE

B&D Manufacturing designs, manufactures and distributes innovative solutions to enhance safety, reduce operations downtime, improve efficiencies and increase production.





B & D
MANUFACTURING
safe efficient solutions


Head Office:

 4703 Regional Road 15
P.O. Box 5197
Chelmsford, Ontario
Canada P0M 1L0

 sales@bdmfg.com

 1-800-668-0324

 +1-705-855-2363

 +1-705-855-4134

- Our OEM product line supports large haul trucks and heavy shovels at surface operations, as well as heavy equipment operating in underground mines.
- Skilled designers, engineering staff and trades personnel design and manufacture fully engineered, certified products in our state-of-the-art manufacturing facility.
- B&D Manufacturing invests significantly in new product development, manufacturing complex component handling equipment and fabricating custom-designed aluminum products to meet customers' unique needs.
- Our highly qualified field services personnel can handle on-site emergency repairs and scheduled equipment maintenance, as well as all types of rebuild projects with accuracy and precision, on time and on budget.
- We have earned a solid reputation for supplying superior-quality equipment, products and aftermarket parts. Our knowledgeable sales professionals and front-line customer service teams are well-versed in a vast array of products and are committed to ensuring a positive customer experience


Please visit bdmfg.com to find a sales representative or distributor near you.



B&D PORTABLE ALIGN BORING MACHINES

A truly portable and complete service tool for on-site or in-shop precision machining applications. B&D Portable Align Boring Machines are rugged, modular in design, and operate effectively with as little as 110V of power. B & D Portable Align Boring Equipment has been made since 1980.

- Flow through bar design allows for set-ups between bores
- Variable speed or quick-change fixed speed power
- Adjustable mounting system for ease of operation
- Remote pendant control
- All B&D Manufacturing boring bars are chrome plated for extra hardness and straightened for improved machining
- Hydraulic and electric versions available 1.5 hp to 5 hp
- Boring range from 0.8 in (21 mm) to 24 in (610 mm) bore



AUTOMATED BORE WELDING SYSTEMS



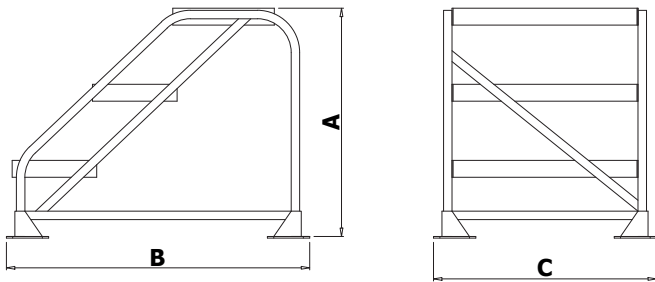
The BOA portable welder system saves both cut welding time and machining time with smooth, high quality welders on internal and external diameters.

- All bore welder packages feature an exclusive
- pass-through drive system design enabling bore-to-bore
- transitions by telescoping or retracting the bore welder gun
- extension assembly
- Diameter adjustment is easy with the BOA torch pivot
- mechanism included with all BOA-408i welder systems
- BOA series bore welders offer diameter ranges from
- 0.8 in (21 mm) to 48 in (1220 mm)

STEP PLATFORMS AND STAIRS

ASP-X, ASP-X-HR

B&D aluminum step platforms and stairs are designed and engineered to decrease set-up times and increase production in a variety of environments by minimizing the use of traditional fall protection equipment.



Add - HR {ex: ASP-3-HR} to part number to add the optional hand railings {welded to platform}

PART #	A	B	C	TOP PLATFORM SIZE	WEIGHT
ASP-1	9 in (228 mm)	15 ½ in (394 mm)	27 in (686 mm)	12 x 24 in (305 x 610 mm)	8 lb (3.6 kg)
ASP-2	18 in (457 mm)	24 ½ in (622 mm)	26 ½ in (673 mm)	12 x 24 in (305 x 610 mm)	17 lb (7.7 kg)
ASP-3	27 in (686 mm)	36 in (914 mm)	26 ½ in (673 mm)	12 x 24 in (305 x 610 mm)	25 lb (11.3 kg)
ASP-4	36 in (914 mm)	45 ½ in (1155 mm)	26 ½ in (673 mm)	12 x 24 in (305 x 610 mm)	32 lb (14.5 kg)
ASP-5	45 in (1143 mm)	55 in (1397 mm)	26 ½ in (673 mm)	12 x 24 in (305 x 610 mm)	39 lb (17.6 kg)



They are designed to exceed industry standards in strength, safety, stability and product durability.




BOLTED ALUMINUM STEP PLATFORMS

BASP-X

B&D Manufacturing Bolted Aluminum Step Platforms are manufactured with high-grade, aluminum alloy for tremendous strength and durability.



These step platforms are lightweight, non-corrosive, easy to handle and are ideal for quick maintenance in and around equipment safely. The bolted modular design helps keep costs down by replacing damaged components rather than completely replacing the step platform.



- Professional engineer certified for 300 lb capacity
- Superior shur-grip steps for anti-slip surface
- Replaceable components
- 42 inch handrails are powder coated safety yellow
- Multiple handrail configurations
- 43 degree slope allows easy forward descent
- 5 inch wheel option available
- High-strength zinc plated Grade 8 fasteners are rust resistant
- 1 to 5 step sizes available

FIXED HEAVY DUTY STANDS

HDS-XXX-XX-XX



Working on heavy machinery requires incredibly sturdy, dependable equipment. B&D heavy duty stands maintain a safe working environment.

- Engineer certified
- Lightweight, heavy-duty aluminum construction resists abuse from oil, salt and weather
- Heights: 12 in to 96 in
- Capacity: 13.5 tons to 150 tons
- Optional fork pockets & ball transfers to aid in handling



HDS - 13.5 - XX - XX	WEIGHT CAPACITY	HEIGHT RANGE	BT - BALL TRANSFER OR FW - FORK WAYS
HDS - 30 - XX - XX			
HDS - 50 - XX - XX			
HDS - 70 - XX - XX			
HDS - 100 - XX - XX			
HDS - 150 - XX - XX			
	13.5 t - 150 t (12 250 kg - 136 078 kg)	12 in - 96 in (305 mm - 2438 mm)	

ADJUSTABLE HEAVY DUTY STANDS

HDS-5-XX-ADJ. HDS-15-XX-ADJ



Adjustable heavy duty stands can be adjusted to different machinery, requiring fewer boom stands per site.

- Engineer certified
- Light enough for one person to handle
- Made with lightweight, heavy-duty aluminum

Part Number	Adjustable From
HDS-5-60-ADJ	42 in to 60 in
HDS-5-72-ADJ	48 in to 72 in
HDS-5-96-ADJ	60 in to 96 in
HDS-15-22-ADJ	16 in to 22 in
HDS-15-29-ADJ	20 in to 29 in
HDS-15-60-ADJ	42 in to 60 in
HDS-15-72-ADJ	48 in to 72 in
HDS-15-96-ADJ	60 in to 96 in



WHEEL CHOCKS

WC-XX



Upon actual load testing, B&D Manufacturing aluminum wheel chocks outperform the competition's wheel chocks on ice pack, compact aggregates, concrete and normal construction surfaces. Always use in pairs (2 per axle) and on firm surfaces.

TIRE DIAMETER RANGE

	UP TO 12" (30.5 cm)	UP TO 24" (61 cm)	UP TO 36" (91.4 cm)	UP TO 54" (137.2 cm)	UP TO 75" (190.5 cm)	UP TO 82" (208.3 cm)	UP TO 106" (269.3 cm)	UP TO 142" (360.7 cm)	UP TO 159" (404 cm)	
Gross Vehicle Operating Weight	UP TO 3,000 lb. (1,361 kg)	WC-3 (2 Required)								
	UP TO 16,000 lb. (7,257 kg)		WC-4 (2 Required)	WC-6 (2 Required)	WC-8 (2 Required)	WC-10 (2 Required)				
	UP TO 30,000 lb. (13,608 kg)			WC-6 (2 Required)	WC-8 (2 Required)	WC-10 (2 Required)	WC-12 (2 Required)			
	UP TO 40,000 lb. (18,143.7 kg)				WC-8 (2 Required)	WC-10 (2 Required)	WC-12 (2 Required)			
	UP TO 120,000 lb. (54,431 kg)					WC-10 (2 Required)	WC-12 (2 Required)			
	UP TO 200,000 lb. (90,718.5 kg)						WC-12 (2 Required)	WC-15 (2 Required)	WC-17 (2 Required)	WC-17 (2 Required)
	UP TO 403,000 lb. (182,797.7 kg)							WC-15 (2 Required)	WC-17 (2 Required)	WC-17 (2 Required)
	UP TO 860,000 lb. (390,089.5 kg)								WC-17 (2 Required)	WC-17 (2 Required)
	UP TO 1,375,000 lb. (623,689.5 kg)									WC-17 (4 Required)
	UP TO 1,375,000 lb. (623,689.5 kg)									WC-20 (only 2 Required)
	Wheel Chock Weights	WC-3=1.7lbs(0.77kg)	WC-4=2.4lbs(1.1kg)	WC-6=5.7lbs(2.6kg)	WC-8=8.2lbs(3.7kg)	WC-10=12.5lbs(5.7kg)	WC-12=19.2lbs(8.7kg)	WC-15=24.9lbs(11.3kg)	WC-17=32.6lbs(14.8kg)	WC-20=43.9lbs(19.9kg)

Updated: 08/10/2019

VEHICLE RAMPS

RAMPS-15-10




- Engineer certified
- Includes 2 ramps that can support up to 30 tons
- Each ramp weighs 95 lb (43 kg)
- Made with lightweight, heavy-duty aluminum
- Custom heights available

SMALL VEHICLE RAMPS

AL-016

- Engineer certified
- 2 in cavity acts as a wheel chock
- Single unit splits into two allowing for ease of movement
- Load capacity: 15 tons/ramp
- Made with lightweight, heavy-duty aluminum



CUSTOM MANUFACTURED BOXES



Waste Oil Containers

- Various models available
- Holds 498 liters
- Double containment
- Level indicator
- Customized for waste or fuel
- Portable with 4-way forks
- 32913



Bit Boxes

- Various sizes available
- Easy transportation of bits to and from the work area to the storage area, preventing misplacing bits
- Engineer certified
- Front fork pockets



Extinguisher


Housing Cabinet 33501

- Corrosion resistant
- Outdoor or indoor storage
- Easily identifiable

I.T.H. WORK STATIONS 32913



- Lifting desk top for storage
- Lockable doors
- Can be built to custom specifications
- Fork ways for ease of mobility
- Made with lightweight, heavy-duty aluminum



CUSTOM CABINETS AND LOCKERS




B&D offers a variety of storage solutions for any work environment. We also solve unique storage requirements.



- Various models available
- Weatherproofing option
- Portable option
- Variety of sizes
- Made with lightweight, heavyduty aluminum
- Custom designs available

JIB BOOM A22333

Safely lifts bulk shotcrete and cement bags.



- Engineer certified
- Total weight 79 lb (36 kg)
- Load rated for 4,000 lb (1 814 kg) maximum

SHOTCRETE BAG LIFTER 28412



- Engineer certified
- Allows for safe lifting of shotcrete bags
- Increases life of shotcrete bags
- Easy to use
- Load rated for 4,000 lb (1 814 kg) maximum

VENT SADDLE A21101

Work platform used for lifting vent tubing and fans while supporting workers.

- Designed to make installation easier and safer
- Engineer certified
- Made with heavy-duty aluminum
- Includes fork pockets
- Custom designs available



PIPE HANGER A24131

- Accommodates 3 in and 4 in pipes
- Pipe hanger used on every 10 ft of pipe
- Easily hung by one person
- Custom orders available
- Made with steel
- Engineer certified



Safely and easily install water or air line.

SAW HORSE RG-001-L-H, L=LENGTH, H=HEIGHT

Long lasting, durable and can be utilized as a work table for heavy parts.
(Up to 5,000 lb {2 268 kg} capacity)

- Engineer certified
- Can be built to your specifications
- Made with lightweight, heavy-duty, aluminum
- Maximum height 48 in and maximum length 48 in




BLOCKING KIT A27000, A27000-100



Lightweight cribbing for heavy equipment
replaces traditional wood cribbing.

- Engineer certified
- Single block stacking up to a maximum of 24 in (610 mm) can support up to 50 tons (45 000 kg)
- Crib-style blocking to the same height can support up to 100 tons (91 000 kg)

SPRAY PAINT CAN HOLDER EXTENSION VARIOUS SIZES AVAILABLE



Made with lightweight, heavy-duty aluminum, spray can holders help mark out-of-reach areas, overhead and over holes.

- Eliminates the need for ladders, loader buckets, scissor lifts or basket lifts which would also require additional manpower and potentially delay the production these machines are designed to perform
- Used in mining, geology, surveying and electrical applications to mark a variety of locations for various reasons

CYLINDER RACK AND PORTABLE CARRYING CASE



A22108

- Holds 4 bottles of oxygen or acetylene, or combination of both
- Fork ways allow for ease of mobility
- Made with heavy-duty steel

A22038

- Holds 2 bottles of oxygen or acetylene, or combination of both
- Holds burning equipment
- Fork ways allow for ease of mobility
- Made with lightweight heavy-duty aluminum

PORTABLE WASH BASINS

RG-049-M

This self-contained unit is a single source for hot and cold water.

- Complete with sink, faucet, 110 volt hot water tank and plumbing
- Electrical cord supplied
- Made with lightweight, heavy-duty aluminum
- ESA approved



OIL DRIP CART

RG-114-S	19 in x 19 in x 9 in (10 gal)
RG-114-M	27 in x 27 in x 7 in (18 gal)
RG-114-L	24 in x 24 in x 9 in (20 gal)

Eliminate spillage using these low profile aluminum oil carts.

- Minimizes spillage
- Heavy-duty handle
- Front swivel caster, easy to maneuver
- Various sizes available
- Other size models are available upon request
- Made with lightweight, heavy-duty aluminum

TIRE CHANGER

A24283, 33200, 29580

B&D Tire Changer is designed so the operator is always above the load and to eliminate the risk of the tire falling back towards the operator.



- Engineer certified
- Significantly reduces time and improves safety during the tire change operation
- Movable with use of a forklift
- Tire can rotate 360 degrees for ease of alignment on installation
- Crane device optional
- Pallet jack optional



Part Number	Description	Min. Tire Size	Max. Load Capacity
A24283	Tire Changer with platform	60 in diameter	6,000 lb (2 722 kg)
33200	Low Profile Tire Changer, no platform with crane attachment	64 in diameter	8,000 lb (3 629 kg)
29580	Adjustable Tire Changer, with platform and crane attachment	40 in diameter	6,000 lb (2 722 kg)

FIELD SERVICES

B&D field services has been focussing on growing our team of tradesman's by training to develop new specialized skills in order to provide superior services and workmanship. Our field department is continually growing and now has a strong team with a mix of ticketed welders, ticketed millwright, on site machinist offering on/ off site align boring, portable machining equipment doing (portable milling, flange facing, keyway cutting, and portable shaft machining).



B&D Field Services Department

Field Machinists


- Align boring (surface & underground)
- Portable milling machines
- Portable key way cutting
- Portable lathe

Field Welders/Fabricators (surface & underground)

- Structural
- Equipment rebuilds


Field Mechanical

- Millwrights/Apprentice Millwrights
- Equipment installation
- Repairs and services
- Preventative maintenance





-  sales@bdmfg.com
-  1-800-668-0324
-  +1-705-855-2363
-  +1-705-855-4134

 4703 Regional Road 15
P.O. Box 5197
Chelmsford, Ontario
Canada P0M 1L0

Please visit bdmfg.com to find a sales representative or distributor near you.