













# mFG score sheet

Upper Lip	Sideburn Area	Chin	Lower Jaw & Neck	Upper Back	Lower Back	← Subtotal
 Small number of terminal hairs over upper lip & outer lip border	 Sparse terminal hairs	 Sparse terminal hairs on chin	 Sparse terminal hairs over lower jaw & upper neck	 Sparse terminal hairs over upper back	 Sacral area with hair coverage less than 4 cm wide	1
Thin moustache covering less than 50% of upper lip or at the outer border	Sparse terminal hairs with small thickened areas	Sparse terminal hairs with small thickened areas	Sparse terminal hairs with small thickened areas	Increased number of spread terminal hairs	Increased sides coverage	2
Moustache covering 50% from outer margin of the lip or 50% the lip height	Light hair growth over sideburn area	Entire chin covered with light growth	Entire area covered with light growth	Entire area covered with light growth	75% of lower back covered with terminal hairs	3
Moustache covering most of upper lip & crossing the midline lip	Thick growth over sideburn area	Entire chin covered with heavy growth	Entire area covered with heavy growth	Entire area covered with heavy growth	Entire area covered with heavy growth	4
Upper Arm	Thigh	Chest	Upper Abdomen	Lower Abdomen	Perineum	← Subtotal
 Scattered terminal hairs over less than 25% of upper arm	 Scattered terminal hairs over less than 25% of the thigh	 Circumareolar or midline terminal hairs	 Scattered midline terminal hairs	 Small number of scattered midline terminal hairs the length of linea alba	 Scattered perianal terminal hairs	1
Increased but incomplete coverage	Increased but incomplete coverage	Circumareolar and midline terminal hairs	More terminal hairs, still midline	Midline concentration of terminal hair the length of the linea alba	Spread of terminal hair to the gluteal cleft	2
Entire area covered with light growth	Entire area covered with light growth	75% of chest covered with terminal hairs	50% of upper abdomen covered	A midline thickened band of terminal hair less than 1/2 width of pubic hair at base	75% of perineum covered with terminal hairs	3
Entire area covered with heavy growth	Entire area covered with heavy growth	Entire area covered with terminal hair growth	Entire area covered with terminal hair growth	An inverted V-Shaped coverage 1/2 width of pubic hair at base	Entire area covered with terminal hair growth	4
<b>Total Score =</b>						

The Ferriman-Gallwey score is used to evaluate hirsutism. The examiner scored the subjects on a scale of 0–4 for terminal hair growth on eleven different body areas according to the Ferriman-Gallwey scoring system. A Ferriman-Gallwey score of 8 or more was considered diagnostic of hirsutism.