



MY NAME IS \_\_\_\_\_

PARENT INSTRUCTIONS:

1. Go on a walk and find something for each shape.
2. Draw what you find around each shape.
3. Review the names of the shapes and objects: ex. "A flower looks like a circle."
3. Review numbers by asking about sides: ex. "How many sides does a triangle have?"




# SHAPE HUNT



A \_\_\_\_\_ looks like a CIRCLE.




A \_\_\_\_\_ looks like a HEART.



A \_\_\_\_\_ looks like a TRIANGLE.



A \_\_\_\_\_ looks like a SQUARE.




A \_\_\_\_\_ looks like a DIAMOND.



A \_\_\_\_\_ looks like a RECTANGLE.



A \_\_\_\_\_ looks like an STAR.



A \_\_\_\_\_ looks like an OVAL.



Can you find any snowflakes?

PARENT NOTE:

We practiced "That is a..." / "This is a..." / "Those are..." / "These are..." / "There is a..." / "It's a..."

[www.bilingualbuzz.com](http://www.bilingualbuzz.com) © 47creative, Rebecca Jo Svetina s.p.




MY NAME IS \_\_\_\_\_

PARENT INSTRUCTIONS:

1. Go on a walk and find something for each shape.
2. Draw what you find around each shape.
3. Review the names of the shapes and objects: ex. "A flower looks like a circle."
3. Review numbers by asking about sides: ex. "How many sides does a triangle have?"




# SHAPE HUNT




A \_\_\_\_\_ looks like a CIRCLE.




A \_\_\_\_\_ looks like a HEART.



A \_\_\_\_\_ looks like a TRIANGLE.



A \_\_\_\_\_ looks like a SQUARE.




A \_\_\_\_\_ looks like a DIAMOND.



A \_\_\_\_\_ looks like a RECTANGLE.



A \_\_\_\_\_ looks like an STAR.



A \_\_\_\_\_ looks like an OVAL.



Can you find any snowflakes?

PARENT NOTE:

We practiced "That is a..." / "This is a..." / "Those are..." / "These are..." / "There is a..." / "It's a..."

[www.bilingualbuzz.com](http://www.bilingualbuzz.com) © 47creative, Rebecca Jo Svetina s.p.

